

NAIA OUTDOOR TRACK & FIELD CHAMPIONSHIPS 2017

Gulf Shores, AL

Mickey Miller Blackwell Stadium

Weather: Sunny & Clear, Th- 80, Fr- 83, Sa- 84

Host: Gulf Shores Sports Commission

5/25/2017 - 5/27/2017

MEET OFFICIALS

Meet Director:


Houston Young

Meet Referee:

Lawhorn/Thurber/ Mitchell

Timing:

www.cfpitiming.com



OFFICIAL MEET REPORT

printed: 5/27/2017 7:53 PM

RESULTS

#50 Men's Marathon

| | | | | | |
|---------------------|------------|-------------------|--------------|-----------|-------------|
| W World | 2:02:57.00 | Dennis Kimetto | KEN | 9/28/2014 | Berlin, GER |
| A American | 2:05:38.00 | Khalid Khannouchi | New Balance | 4/14/2002 | London, ENG |
| N NAIA Championship | 2:19:18.70 | Nathan Martin | Spring Arbor | 5/25/2013 | Marion, IN |

6:00 AM (Day 3):

| Pl | Name | Yr | Team | Time | Note | Pts |
|----|---------------------|----|------------------|------------|------|-----|
| 1 | GRAHAM, CHRISTIAN | JR | ST. MARY (KAN.) | 2:37:31.20 | | 10 |
| 2 | WILSON, KALEB | SR | WILLIAM WOODS | 2:40:31.50 | | 8 |
| 3 | BOONE, TANNER | SR | GREAT FALLS | 2:41:34.40 | | 6 |
| 4 | VELASCO, BRANDON | SR | MIDAMERICA NAZA | 2:41:45.90 | | 5 |
| 5 | ELLIS, BRANDON | SR | MILLIGAN | 2:42:11.00 | | 4 |
| 6 | NEGRETE, DOUGLAS | JR | WEST VIRGINIA TE | 2:44:24.00 | | 3 |
| 7 | WALL, TANNER | SR | INDIANA TECH | 2:44:30.00 | | 2 |
| 8 | STEELE, ZACHARY | SR | CORBAN | 2:45:08.80 | | 1 |
| 9 | REVELES, VICTOR | JR | MISSOURI VALLEY | 2:46:14.60 | | |
| 10 | BOYDSTUN, JERSEY | JR | SOUTHWESTERN (| 2:46:52.10 | | |
| 11 | WARD, AARON | SR | WALDORF | 2:50:42.20 | | |
| 12 | RAMIREZ, JOSHUA | JR | ST. MARY (KAN.) | 2:50:56.00 | | |
| 13 | MERRELL, PHILIP | JR | CORNERSTONE | 2:51:14.50 | | |
| 14 | NAVA, GERARDO | JR | SOUTHWESTERN | 2:52:21.80 | | |
| 15 | FRIESEN, ISAIAH | JR | GOSHEN | 2:53:39.50 | | |
| 16 | KIMBLE, NATE | SR | INDIANA TECH | 2:54:04.70 | | |
| 17 | HUNT, ZACH | SR | VANGUARD | 2:57:36.60 | | |
| 18 | KALBFLEISCH, JACE | SR | GREAT FALLS | 2:57:39.40 | | |
| 19 | ORTIZ LOPEZ, EDWIN | JR | MISSOURI VALLEY | 2:57:54.90 | | |
| 20 | ROSALES, PACO | SO | LINDENWOOD-BEL | 2:59:00.30 | | |
| 21 | BRITAIN, JEREMY | JR | ST. MARY (KAN.) | 2:59:59.00 | | |
| 22 | ROA, EDUARDO | SR | BACONE | 3:00:19.50 | | |
| 23 | FLORES, GREG | FR | BAKER | 3:00:35.80 | | |
| 24 | BOWMAN, EVAN | SR | MOUNT MERCY | 3:02:43.30 | | |
| 25 | HERRERA, ROBERT | FR | SOUTHWESTERN | 3:03:17.60 | | |
| 26 | DOMINGUEZ, JONATHAN | JR | MCPHERSON | 3:04:03.20 | | |
| 27 | CURNOW, BRADEN | FR | DAKOTA STATE | 3:04:11.40 | | |
| 28 | SCOTT, AARON | SR | TAYLOR | 3:04:31.10 | | |
| 29 | FREED, BLAKE | SR | RIO GRANDE | 3:05:53.90 | | |
| 30 | DEAL, SETH | JR | LEWIS-CLARK | 3:06:02.60 | | |
| 31 | O'DELL, SEBASTIAN | SR | SCAD SAVANNAH | 3:08:07.10 | | |
| 32 | FITZSIMMONS, KEEGAN | SR | TRINITY CHRISTIA | 3:09:08.30 | | |
| 33 | LOUGHRAN, EDDIE | SO | ROCKY MOUNTAIN | 3:11:20.90 | | |
| 34 | GUY, DALLAS | SR | RIO GRANDE | 3:11:35.40 | | |
| 35 | FRANK, ANTHONY | SR | INDIANA TECH | 3:12:48.80 | | |
| 36 | SPEARS, TRAIL | SR | KANSAS WESLEYA | 3:15:17.60 | | |
| 37 | SHERFEY, JOSHUA | SR | THE MASTERS | 3:22:38.20 | | |
| 38 | MEINERS, NATHAN | JR | WALDORF | 3:24:51.80 | | |
| 39 | WARREN, AUSTIN | JR | NORTHWESTERN (| 3:27:36.70 | | |
| 40 | GRIFFIN, CAYCE | SO | INDIANA TECH | 3:27:44.60 | | |
| 41 | CRUSE, MAX | FR | DAKOTA STATE | 3:28:06.30 | | |
| 42 | HINCHER, RYLAN | SO | MONTREAT | 3:32:51.70 | | |

NAIA OUTDOOR TRACK & FIELD CHAMPIONSHIPS 2017

Gulf Shores, AL

Mickey Miller Blackwell Stadium

Weather: Sunny & Clear, Th- 80, Fr- 83, Sa- 84

Host: Gulf Shores Sports Commission

5/25/2017 - 5/27/2017

MEET OFFICIALS**Meet Director:**


Houston Young

Meet Referee:

Lawhorn/Thurber/ Mitchell

Timing:

www.cfpitiming.com

**OFFICIAL MEET REPORT**

printed: 5/27/2017 7:53 PM

RESULTS**#50 Men's Marathon (cont'd)****6:00 AM (Day 3):**

| Pl | Name | Yr | Team | Time | Note | Pts |
|----|--------------------|----|------------------|------------|------|-----|
| 43 | ROBB, MATT | SR | GREAT FALLS | 3:35:06.60 | | |
| 44 | STARK, WYATT | SO | MIDAMERICA NAZA | 3:43:26.00 | | |
| 45 | SMITH, MATTHEW | SR | SCAD SAVANNAH | 3:51:09.60 | | |
| | VELTHUIZEN, CODY | SR | TRINITY CHRISTIA | DNF | | |
| | CURTIS, TREVOR | JR | CORNERSTONE | DNF | | |
| | CASSIDY, CORTLAND | SO | MIDLAND | DNF | | |
| | TARSA, NICHOLAS | SR | AQUINAS | DNF | | |
| | KATZDORN, KURT | SR | MCPHERSON | DNF | | |
| | CLARK, ALEX | SR | TRINITY CHRISTIA | DNF | | |
| | GALLOWAY, LUKE | SR | NORTHWESTERN (| DNF | | |
| | KEIFER, LUCAS | JR | HASTINGS | DNF | | |
| | SWIATOCZA, DAVID | SR | TEXAS WESLEYAN | DNF | | |
| | MURLEY, ANDREW | FR | WALDORF | DNF | | |
| | ROLDAN, ISAAC | SO | OKLAHOMA CITY | DNF | | |
| | ORELLANA, FERNANDO | SO | TEXAS WESLEYAN | DNF | | |
| | JONES, PEYTON | SO | GREAT FALLS | DNF | | |
| | SUMATZKUKU, KYLE | FR | BACONE | DNF | | |
| | WALBOTT, JARRETT | JR | BETHEL (IND.) | DNF | | |
| | CARPENTER, KAMERON | FR | RIO GRANDE | DNF | | |
| | CORRION, CHRISTIAN | SO | INDIANA TECH | DNF | | |
| | ANNIS, JORDAN | SR | BETHEL (IND.) | DNF | | |
| | YOUNG, MATTHEW | SO | JAMESTOWN | DNF | | |
| | VROEGH, KEVIN | JR | CORNERSTONE | DNF | | |
| | HAAS, ISAAK | SR | MARIAN (IND.) | DNF | | |
| | GARCIA, JAVIER | JR | TENNESSEE WESL | DNF | | |
| | CRAWFORD, BRENNAN | SO | MOUNT VERNON N | DNF | | |
| | MADUT, GARANG | SR | CUMBERLAND (TE | DNF | | |
| | LINDER, JOSEPH | JR | BAKER | DNF | | |
| | WILSON, DEREK | JR | MISSOURI VALLEY | DNF | | |
| | RYERSON, LAYNE | FR | CARROLL | DNF | | |
| | GARZA, DAN | SR | SPRING ARBOR | DNF | | |
| | WEBER, TONY | JR | ST. MARY (KAN.) | DNF | | |
| | MCNEILL, MAX | FR | OKLAHOMA CITY | DNF | | |
| | SMITH, RYAN | SR | GOSHEN | DNF | | |
| | DIAZ, JOSE | SO | REINHARDT | DNS | | |

#2 Men's 100 Meters

| | | | | | | |
|---|-------------------|-------|-----------------|-------------------|-----------|-----------------|
| W | World | 9.58 | Usain Bolt | JAM | 8/16/2009 | Berlin, GER |
| A | American | 9.69 | Tyson Gay | adidas | 9/20/2009 | Shanghai, CHN |
| N | NAIA Championship | 10.05 | Davidson Ezinwa | Azusa Pacafic, CA | 1992 | Abbotsford, BC, |
| C | College Outdoor | 9.89 | Ngoni Makusha | Florida State | 7/10/2001 | Des Moines, IA |

4:00 PM (Day 3):**Finals****Wind: (+2.9)**

| Pl | Name | Yr | Team | Time | Note | Pts |
|----|----------------|----|-------|-------|------|-----|
| 1 | MORAIN, MORIBA | JR | WILEY | 10.14 | | 10 |

NAIA OUTDOOR TRACK & FIELD CHAMPIONSHIPS 2017

Gulf Shores, AL

Mickey Miller Blackwell Stadium

Weather: Sunny & Clear, Th- 80, Fr- 83, Sa- 84

Host: Gulf Shores Sports Commission

5/25/2017 - 5/27/2017

MEET OFFICIALS**Meet Director:**

Houston Young

Meet Referee:

Lawhorn/Thurber/ Mitchell

Timing:

www.cfpitiming.com

**OFFICIAL MEET REPORT**

printed: 5/27/2017 7:53 PM

RESULTS**#2 Men's 100 Meters (cont'd)**

4:00 PM (Day 3):

Finals

Wind: (+2.9)

| Pl | Name | Yr | Team | Time | Note | Pts |
|----|-------------------------|----|----------------|-------|------|-----|
| 2 | SHARBAHN, WAYNE | SR | INDIANA TECH | 10.21 | | 8 |
| 3 | HANDBOROUGH, KABRODERAN | SR | WAYLAND BAPTIS | 10.22 | | 6 |
| 4 | SCRUGGS, JUSTIN | SR | WAYLAND BAPTIS | 10.34 | | 5 |
| 5 | EAST, MATT | SR | SOUTHERN OREG | 10.43 | | 4 |
| 6 | PALMER, ORAINE | SO | WILEY | 10.47 | | 3 |
| 7 | MOORE, KEJAVON | JR | INDIANA TECH | 10.80 | | 2 |
| 8 | RALPH, QUINN-LEE | SR | WILEY | 11.76 | | 1 |

3:10 PM (Day 2):

Prelims

| Pl | Name | Yr | Team | Time | Note | H(Pl) |
|----|-------------------------|----|--------------------|--------|---------------|-------|
| 1 | MORAIN, MORIBA | JR | WILEY | 10.19Q | (+3.5) | 3(1) |
| 2 | HANDBOROUGH, KABRODERAN | SR | WAYLAND BAPTIS | 10.33Q | (+1.6) | 5(1) |
| 3 | SHARBAHN, WAYNE | SR | INDIANA TECH | 10.34Q | 10.332 (+1.3) | 2(1) |
| 4 | RALPH, QUINN-LEE | SR | WILEY | 10.34q | 10.338 (+1.3) | 2(2) |
| 5 | MOORE, KEJAVON | JR | INDIANA TECH | 10.42q | 10.413 (+3.5) | 3(2) |
| 6 | SCRUGGS, JUSTIN | SR | WAYLAND BAPTIS | 10.42Q | 10.419 (+1.9) | 6(1) |
| 7 | PALMER, ORAINE | SO | WILEY | 10.43Q | (+2.6) | 1(1) |
| 8 | PARSON, JOSH | JR | TENNESSEE WESL | 10.47 | (+1.6) | 5(2) |
| 9 | COLLIER, DESHON | FR | INDIANA TECH | 10.49 | 10.484 (+2.6) | 1(2) |
| 10 | EAST, MATT | SR | SOUTHERN OREG | 10.49Q | 10.485 (+1.5) | 4(1) |
| 11 | MACHOMETTA, JACK | SO | INDIANA TECH | 10.50 | (+1.9) | 6(2) |
| 12 | SAWYERR, DEVAN | SR | MIDAMERICA NAZA | 10.53 | (+1.3) | 2(3) |
| 13 | HARRIS, CADARIUS | JR | TENNESSEE WESL | 10.54 | 10.537 (+3.5) | 3(3) |
| 14 | ROBINSON, DEQUAN | FR | LINDSEY WILSON | 10.54 | 10.539 (+2.6) | 1(3) |
| 15 | HALLMON, KEVIN | SO | LINDSEY WILSON | 10.56 | (+1.6) | 5(3) |
| 16 | FLYNN, RORIQUEZ | JR | ALLEN | 10.57 | (+1.3) | 2(4) |
| 17 | CARTER, DEION | SR | ROBERT MORRIS (I | 10.58 | (+2.6) | 1(4) |
| 18 | CUMBERBATCH, JEBARRI | SO | EASTERN OREGO | 10.59 | (+3.5) | 3(4) |
| 19 | LOCKRIDGE, MATT | FR | INDIANA TECH | 10.61 | (+1.5) | 4(2) |
| 20 | JOHNSON, JUSTIN | JR | WILLIAM CAREY | 10.64 | (+3.5) | 3(5) |
| 21 | RATLIFF, JEREMIAH | FR | INDIANA TECH | 10.65 | 10.641 (+2.6) | 1(5) |
| 22 | DURHAM, TOBIAS | JR | WARNER | 10.65 | 10.645 (+2.6) | 1(6) |
| 23 | DAVIS, MAURICE | FR | MISSOURI VALLEY | 10.67 | 10.662 (+1.5) | 4(3) |
| 24 | SPILLER, MONTAE | JR | GRACELAND | 10.67 | 10.663 (+2.6) | 1(7) |
| 25 | SHAW, DWIGHT | JR | SOUTHERN OREG | 10.67 | 10.666 (+1.6) | 5(4) |
| 26 | KEELING, HOLT | SO | LINDSEY WILSON | 10.71 | (+1.9) | 6(3) |
| 27 | GEORGE, CHRIS | FR | USC-BEAUFORT | 10.72 | 10.713 (+3.5) | 3(6) |
| 28 | HARRY, KIE'AVE | FR | TEXAS COLLEGE | 10.72 | 10.716 (+1.9) | 6(4) |
| 29 | ELMORE, TRISTEN | FR | WILLIAM PENN | 10.76 | 10.753 (+1.3) | 2(5) |
| 30 | BERKLEY, JESSE | SO | WILEY | 10.76 | 10.756 (+1.9) | 6(5) |
| 31 | WILLIAMS, DEMARCUS | FR | HUSTON-TILLOTS | 10.81 | (+1.6) | 5(5) |
| 32 | ELLINGTON, BLAINE | SO | SIENA HEIGHTS | 10.84 | (+1.3) | 2(6) |
| 33 | DUNCAN, JORDAN | JR | ST. FRANCIS (ILL.) | 10.85 | (+1.5) | 4(4) |

NAIA OUTDOOR TRACK & FIELD CHAMPIONSHIPS 2017

Gulf Shores, AL

Mickey Miller Blackwell Stadium

Weather: Sunny & Clear, Th- 80, Fr- 83, Sa- 84

Host: Gulf Shores Sports Commission

5/25/2017 - 5/27/2017

MEET OFFICIALS**Meet Director:**


Houston Young

Meet Referee:

Lawhorn/Thurber/ Mitchell

Timing:

www.cfpitiming.com

**OFFICIAL MEET REPORT**

printed: 5/27/2017 7:53 PM

RESULTS**#2 Men's 100 Meters (cont'd)**

3:10 PM (Day 2):

Prelims

| Pl Name | Yr Team | Time | Note | H(Pl) |
|-----------------------|---------------------|-------|---------------|-------|
| 34 LINTON, STEVEN | FR OLIVET NAZARENE | 10.86 | 10.852 (+1.6) | 5(6) |
| 35 MARK, MACHAEL | SR WILEY | 10.86 | 10.853 (+1.9) | 6(6) |
| 36 SURY, HUNTER | SO MCPHERSON | 10.97 | (+1.6) | 5(7) |
| 37 LEIBA, CHRIS | FR WILLIAM PENN | 10.98 | (+1.3) | 2(7) |
| 38 HEMINGWAY, TYRELL | SR GRACELAND | 11.02 | (+1.9) | 6(7) |
| 39 MOSLEY, SAMUEL | JR SOUTHWEST (N.M.) | 11.04 | (+1.5) | 4(5) |
| 40 ROMER, LESLIE | SR TAYLOR | 11.36 | (+3.5) | 3(7) |
| 41 WHITFIELD, TOMUNCI | JR SOUTHWESTERN (| 15.38 | (+1.5) | 4(6) |
| GRIFFIN, ISAIAH | JR MIDAMERICA NAZA | DNS | | 4 |

HEAT RESULTS**Prelims**

| Pl Name | Yr Team | Time | Note |
|------------------------|-----------------------|---------------------|--------|
| Heat 1 of 6 | | Wind: (+2.6) | |
| 1 PALMER, ORAINE | SO WILEY | 10.43Q | |
| 2 COLLIER, DESHON | FR INDIANA TECH | 10.49 | 10.484 |
| 3 ROBINSON, DEQUAN | FR LINDSEY WILSON | 10.54 | 10.539 |
| 4 CARTER, DEION | SR ROBERT MORRIS (I | 10.58 | |
| 5 RATLIFF, JEREMIAH | FR INDIANA TECH | 10.65 | 10.641 |
| 6 DURHAM, TOBIAS | JR WARNER | 10.65 | 10.645 |
| 7 SPILLER, MONTAE | JR GRACELAND | 10.67 | 10.663 |
| Heat 2 of 6 | | Wind: (+1.3) | |
| 1 SHARBAHN, WAYNE | SR INDIANA TECH | 10.34Q | 10.332 |
| 2 RALPH, QUINN-LEE | SR WILEY | 10.34q | 10.338 |
| 3 SAWYERR, DEVAN | SR MIDAMERICA NAZA | 10.53 | |
| 4 FLYNN, RORIQUZ | JR ALLEN | 10.57 | |
| 5 ELMORE, TRISTEN | FR WILLIAM PENN | 10.76 | 10.753 |
| 6 ELLINGTON, BLAINE | SO SIENA HEIGHTS | 10.84 | |
| 7 LEIBA, CHRIS | FR WILLIAM PENN | 10.98 | |
| Heat 3 of 6 | | Wind: (+3.5) | |
| 1 MORAIN, MORIBA | JR WILEY | 10.19Q | |
| 2 MOORE, KEJAVON | JR INDIANA TECH | 10.42q | 10.413 |
| 3 HARRIS, CADARIUS | JR TENNESSEE WESL | 10.54 | 10.537 |
| 4 CUMBERBATCH, JEBARRI | SO EASTERN OREGO | 10.59 | |
| 5 JOHNSON, JUSTIN | JR WILLIAM CAREY | 10.64 | |
| 6 GEORGE, CHRIS | FR USC-BEAUFORT | 10.72 | 10.713 |
| 7 ROMER, LESLIE | SR TAYLOR | 11.36 | |
| Heat 4 of 6 | | Wind: (+1.5) | |
| 1 EAST, MATT | SR SOUTHERN OREG | 10.49Q | 10.485 |
| 2 LOCKRIDGE, MATT | FR INDIANA TECH | 10.61 | |
| 3 DAVIS, MAURICE | FR MISSOURI VALLEY | 10.67 | 10.662 |
| 4 DUNCAN, JORDAN | JR ST. FRANCIS (ILL.) | 10.85 | |
| 5 MOSLEY, SAMUEL | JR SOUTHWEST (N.M.) | 11.04 | |
| 6 WHITFIELD, TOMUNCI | JR SOUTHWESTERN (| 15.38 | |

NAIA OUTDOOR TRACK & FIELD CHAMPIONSHIPS 2017

Gulf Shores, AL

Mickey Miller Blackwell Stadium

Weather: Sunny & Clear, Th- 80, Fr- 83, Sa- 84

Host: Gulf Shores Sports Commission

5/25/2017 - 5/27/2017

MEET OFFICIALS**Meet Director:**


Houston Young

Meet Referee:

Lawhorn/Thurber/ Mitchell

Timing:

www.cfpitiming.com

**OFFICIAL MEET REPORT**

printed: 5/27/2017 7:53 PM

RESULTS**#2 Men's 100 Meters (cont'd)****Prelims**

| Pl | Name | Yr | Team | Time | Note |
|----|-----------------|----|-----------------|------|------|
| | GRIFFIN, ISAIAH | JR | MIDAMERICA NAZA | DNS | |

Heat 5 of 6

Wind: (+1.6)

| | | | | | |
|---|-------------------------|----|-----------------|--------|--------|
| 1 | HANDBOROUGH, KABRODERAN | SR | WAYLAND BAPTIS | 10.33Q | |
| 2 | PARSON, JOSH | JR | TENNESSEE WESL | 10.47 | |
| 3 | HALLMON, KEVIN | SO | LINDSEY WILSON | 10.56 | |
| 4 | SHAW, DWIGHT | JR | SOUTHERN OREG | 10.67 | 10.666 |
| 5 | WILLIAMS, DEMARCUS | FR | HUSTON-TILLOTS | 10.81 | |
| 6 | LINTON, STEVEN | FR | OLIVET NAZARENE | 10.86 | 10.852 |
| 7 | SURY, HUNTER | SO | MCPHERSON | 10.97 | |

Heat 6 of 6

Wind: (+1.9)

| | | | | | |
|---|-------------------|----|----------------|--------|--------|
| 1 | SCRUGGS, JUSTIN | SR | WAYLAND BAPTIS | 10.42Q | 10.419 |
| 2 | MACHOMETA, JACK | SO | INDIANA TECH | 10.50 | |
| 3 | KEELING, HOLT | SO | LINDSEY WILSON | 10.71 | |
| 4 | HARRY, KIE'AVE | FR | TEXAS COLLEGE | 10.72 | 10.716 |
| 5 | BERKLEY, JESSE | SO | WILEY | 10.76 | 10.756 |
| 6 | MARK, MACHAEL | SR | WILEY | 10.86 | 10.853 |
| 7 | HEMINGWAY, TYRELL | SR | GRACELAND | 11.02 | |

#4 Men's 200 Meters

| | | | | | | |
|---|-------------------|-------|-------------------|-------------------|-----------|-----------------|
| W | World | 19.19 | Usain Bolt | JAM | 8/20/2009 | Berlin, GER |
| A | American | 19.32 | Michael Johnson | Nike | 8/1/1996 | Atlanta, GA |
| N | NAIA Championship | 20.57 | Innocent Egbunike | Azusa Pacific, CA | 1985 | Hillsdale, MI |
| C | College Outdoor | 19.69 | Walter Dix | Florida State | 5/25/2007 | Gainesville, FL |

5:20 PM (Day 3):**Finals**

Wind: (+3.0)

| Pl | Name | Yr | Team | Time | Note | Pts |
|----|-------------------------|----|----------------|---------|------|-----|
| 1 | MORAIN, MORIBA | JR | WILEY | N 20.32 | | 10 |
| 2 | HANDBOROUGH, KABRODERAN | SR | WAYLAND BAPTIS | 20.74 | | 8 |
| 3 | HALLMON, KEVIN | SO | LINDSEY WILSON | 20.78 | | 6 |
| 4 | ROBINSON, DEQUAN | FR | LINDSEY WILSON | 20.84 | | 5 |
| 5 | STANLEY, TREVOR | SR | INDIANA TECH | 20.93 | | 4 |
| 6 | THOMPSON, JAHNOY | SO | SOUTHERN-NO | 21.18 | | 3 |
| 7 | RALPH, QUINN-LEE | SR | WILEY | 39.20 | | 2 |
| 8 | SHEARMAN, KIMORIE | FR | WILEY | 39.43 | | 1 |

5:05 PM (Day 1):**Prelims**

| Pl | Name | Yr | Team | Time | Note | H(Pl) |
|----|-------------------------|----|----------------|--------|--------|-------|
| 1 | MORAIN, MORIBA | JR | WILEY | 20.82Q | (+0.1) | 3(1) |
| 2 | THOMPSON, JAHNOY | SO | SOUTHERN-NO | 20.90q | (+0.1) | 3(2) |
| 3 | HANDBOROUGH, KABRODERAN | SR | WAYLAND BAPTIS | 20.95Q | (+0.1) | 4(1) |
| 4 | STANLEY, TREVOR | SR | INDIANA TECH | 21.09Q | (-0.9) | 1(1) |
| 5 | HALLMON, KEVIN | SO | LINDSEY WILSON | 21.12Q | (+1.1) | 2(1) |
| 6 | ROBINSON, DEQUAN | FR | LINDSEY WILSON | 21.15q | (-0.9) | 1(2) |
| 7 | SHEARMAN, KIMORIE | FR | WILEY | 21.18q | (+1.1) | 2(2) |
| 8 | RALPH, QUINN-LEE | SR | WILEY | 21.19q | (-0.9) | 1(3) |

NAIA OUTDOOR TRACK & FIELD CHAMPIONSHIPS 2017

Gulf Shores, AL

Mickey Miller Blackwell Stadium

Weather: Sunny & Clear, Th- 80, Fr- 83, Sa- 84

Host: Gulf Shores Sports Commission

5/25/2017 - 5/27/2017

MEET OFFICIALS**Meet Director:**


Houston Young

Meet Referee:

Lawhorn/Thurber/ Mitchell

Timing:

www.cfpitiming.com

**OFFICIAL MEET REPORT**

printed: 5/27/2017 7:53 PM

RESULTS**#4 Men's 200 Meters (cont'd)**

5:05 PM (Day 1):

Prelims

| Pl | Name | Yr | Team | Time | Note | H(Pl) |
|----|----------------------|----|--------------------|-------|---------------|-------|
| 9 | CONDE, MOUSSA | SO | MARIAN (IND.) | 21.26 | 21.253 (+0.1) | 3(3) |
| 10 | SPRINGER, GAIRY | SO | INDIANA TECH | 21.26 | 21.257 (-0.9) | 1(4) |
| 11 | SAWYERR, DEVAN | SR | MIDAMERICA NAZA | 21.28 | (+1.1) | 2(3) |
| 12 | OHIOZE, MICHAEL | SR | ST. AMBROSE | 21.30 | (+0.1) | 3(4) |
| 13 | PARSON, JOSH | JR | TENNESSEE WESL | 21.36 | 21.357 (+1.1) | 2(4) |
| 14 | BATTLE, BRANDON | SO | CAMPBELLSVILLE | 21.36 | 21.359 (+0.1) | 4(2) |
| 15 | PALMER, ORAINE | SO | WILEY | 21.39 | (+1.1) | 2(5) |
| 16 | DURHAM, TOBIAS | JR | WARNER | 21.56 | (+0.1) | 4(3) |
| 17 | KEELING, HOLT | SO | LINDSEY WILSON | 21.57 | (+0.1) | 4(4) |
| 18 | CUMMINGS, HIEDEN | SR | EDWARD WATERS | 21.58 | (+0.1) | 4(5) |
| 19 | CUMBERBATCH, JEBARRI | SO | EASTERN OREGO | 21.61 | (+1.1) | 2(6) |
| 20 | CARTER, DEION | SR | ROBERT MORRIS (I | 21.67 | (+1.1) | 2(7) |
| 21 | COLLIER, DESHON | FR | INDIANA TECH | 21.71 | (+0.1) | 3(5) |
| 22 | DUNCAN, JORDAN | JR | ST. FRANCIS (ILL.) | 21.74 | (-0.9) | 1(5) |
| 23 | VIDAL, CHADWAYNE | JR | SOUTHERN-NO | 21.79 | (-0.9) | 1(6) |
| 24 | ELMORE, TRISTEN | FR | WILLIAM PENN | 21.81 | (+0.1) | 4(6) |
| 25 | FREEMAN, SAM | JR | AQUINAS | 21.83 | 21.826 (+1.1) | 2(8) |
| 26 | BOONE, NATE | JR | WILLIAM CAREY | 21.83 | 21.827 (+0.1) | 3(6) |
| 27 | PLEBAN, KYLE | JR | KEISER UNIVERSIT | 21.87 | (+0.1) | 3(7) |
| 28 | LOCKRIDGE, MATT | FR | INDIANA TECH | 22.05 | 22.048 (+0.1) | 3(8) |
| 29 | RATLIFF, JEREMIAH | FR | INDIANA TECH | 22.05 | 22.049 (+0.1) | 4(7) |
| 30 | JOHNSON, JUSTIN | JR | WILLIAM CAREY | 22.32 | (-0.9) | 1(7) |
| 31 | FLYNN, RORIQUEZ | JR | ALLEN | 22.72 | (-0.9) | 1(8) |
| 32 | GETER, JOHNNY | JR | GRACELAND | 23.74 | (+0.1) | 4(8) |

HEAT RESULTS**Prelims**

| Pl | Name | Yr | Team | Time | Note |
|--------------------|----------------------|----|--------------------|---------------------|--------|
| Heat 1 of 4 | | | | Wind: (-0.9) | |
| 1 | STANLEY, TREVOR | SR | INDIANA TECH | 21.09Q | |
| 2 | ROBINSON, DEQUAN | FR | LINDSEY WILSON | 21.15q | |
| 3 | RALPH, QUINN-LEE | SR | WILEY | 21.19q | |
| 4 | SPRINGER, GAIRY | SO | INDIANA TECH | 21.26 | 21.257 |
| 5 | DUNCAN, JORDAN | JR | ST. FRANCIS (ILL.) | 21.74 | |
| 6 | VIDAL, CHADWAYNE | JR | SOUTHERN-NO | 21.79 | |
| 7 | JOHNSON, JUSTIN | JR | WILLIAM CAREY | 22.32 | |
| 8 | FLYNN, RORIQUEZ | JR | ALLEN | 22.72 | |
| Heat 2 of 4 | | | | Wind: (+1.1) | |
| 1 | HALLMON, KEVIN | SO | LINDSEY WILSON | 21.12Q | |
| 2 | SHEARMAN, KIMORIE | FR | WILEY | 21.18q | |
| 3 | SAWYERR, DEVAN | SR | MIDAMERICA NAZA | 21.28 | |
| 4 | PARSON, JOSH | JR | TENNESSEE WESL | 21.36 | 21.357 |
| 5 | PALMER, ORAINE | SO | WILEY | 21.39 | |
| 6 | CUMBERBATCH, JEBARRI | SO | EASTERN OREGO | 21.61 | |

NAIA OUTDOOR TRACK & FIELD CHAMPIONSHIPS 2017

Gulf Shores, AL

Mickey Miller Blackwell Stadium

Weather: Sunny & Clear, Th- 80, Fr- 83, Sa- 84

Host: Gulf Shores Sports Commission

5/25/2017 - 5/27/2017

MEET OFFICIALS**Meet Director:**


Houston Young

Meet Referee:

Lawhorn/Thurber/ Mitchell

Timing:

www.cfpitiming.com

**OFFICIAL MEET REPORT**

printed: 5/27/2017 7:53 PM

RESULTS**#4 Men's 200 Meters (cont'd)****Prelims**

| Pl | Name | Yr | Team | Time | Note |
|----|---------------|----|-------------------|-------|--------|
| 7 | CARTER, DEION | SR | ROBERT MORRIS (I) | 21.67 | |
| 8 | FREEMAN, SAM | JR | AQUINAS | 21.83 | 21.826 |

Heat 3 of 4

Wind: (+0.1)

| | | | | | |
|---|------------------|----|------------------|--------|--------|
| 1 | MORAIN, MORIBA | JR | WILEY | 20.82Q | |
| 2 | THOMPSON, JAHNOY | SO | SOUTHERN-NO | 20.90q | |
| 3 | CONDE, MOUSSA | SO | MARIAN (IND.) | 21.26 | 21.253 |
| 4 | OHIOZE, MICHAEL | SR | ST. AMBROSE | 21.30 | |
| 5 | COLLIER, DESHON | FR | INDIANA TECH | 21.71 | |
| 6 | BOONE, NATE | JR | WILLIAM CAREY | 21.83 | 21.827 |
| 7 | PLEBAN, KYLE | JR | KEISER UNIVERSIT | 21.87 | |
| 8 | LOCKRIDGE, MATT | FR | INDIANA TECH | 22.05 | 22.048 |

Heat 4 of 4

Wind: (+0.1)

| | | | | | |
|---|-------------------------|----|----------------|--------|--------|
| 1 | HANDBOROUGH, KABRODERAN | SR | WAYLAND BAPTIS | 20.95Q | |
| 2 | BATTLE, BRANDON | SO | CAMPBELLSVILLE | 21.36 | 21.359 |
| 3 | DURHAM, TOBIAS | JR | WARNER | 21.56 | |
| 4 | KEELING, HOLT | SO | LINDSEY WILSON | 21.57 | |
| 5 | CUMMINGS, HIEDEN | SR | EDWARD WATERS | 21.58 | |
| 6 | ELMORE, TRISTEN | FR | WILLIAM PENN | 21.81 | |
| 7 | RATLIFF, JEREMIAH | FR | INDIANA TECH | 22.05 | 22.049 |
| 8 | GETER, JOHNNY | JR | GRACELAND | 23.74 | |

#6 Men's 400 Meters

| | | | | | | |
|---|-------------------|-------|-------------------|---------------------|-----------|------------------|
| W | World | 43.03 | Wayde van Niekirk | RSA | 8/14/2016 | Rio de Janerio, |
| A | American | 43.18 | Michael Johnson | Nike | 8/26/1999 | Seville, SPA |
| N | NAIA Championship | 45.07 | Devon Morris | Wayland Baptist, TX | 1986 | Russellville, AR |
| C | College Outdoor | 44.00 | Quincy Watts | So. California | 6/6/1992 | Austin, TX |

4:40 PM (Day 3):**Finals**

| Pl | Name | Yr | Team | Time | Note | Pts |
|----|---------------------|----|----------------|-------|------|-----|
| 1 | SHEARMAN, KIMORIE | FR | WILEY | 45.92 | | 10 |
| 2 | HAMILTON, RAJAY | JR | WILEY | 46.62 | | 8 |
| 3 | CLARKE, JORDAN | SR | WEBBER | 46.90 | | 6 |
| 4 | THOMPSON, JAHNOY | SO | SOUTHERN-NO | 47.12 | | 5 |
| 5 | OHIOZE, MICHAEL | SR | ST. AMBROSE | 47.26 | | 4 |
| 6 | HINDS, TRE | SO | WAYLAND BAPTIS | 47.71 | | 3 |
| 7 | SKHOSANA, SONWABISO | SO | WAYLAND BAPTIS | 48.68 | | 2 |
| 8 | TURNER, DEMETRIUS | FR | WAYLAND BAPTIS | 49.03 | | 1 |

3:50 PM (Day 2):**Prelims**

| Pl | Name | Yr | Team | Time | Note | H(Pl) |
|----|-------------------|----|-------------|--------|------|-------|
| 1 | SHEARMAN, KIMORIE | FR | WILEY | 47.10Q | | 3(1) |
| 2 | CLARKE, JORDAN | SR | WEBBER | 47.44Q | | 1(1) |
| 3 | HAMILTON, RAJAY | JR | WILEY | 47.45Q | | 1(2) |
| 4 | THOMPSON, JAHNOY | SO | SOUTHERN-NO | 47.54Q | | 2(1) |
| 5 | OHIOZE, MICHAEL | SR | ST. AMBROSE | 47.73Q | | 3(2) |

NAIA OUTDOOR TRACK & FIELD CHAMPIONSHIPS 2017

Gulf Shores, AL

Mickey Miller Blackwell Stadium

Weather: Sunny & Clear, Th- 80, Fr- 83, Sa- 84

Host: Gulf Shores Sports Commission

5/25/2017 - 5/27/2017

MEET OFFICIALS**Meet Director:**


Houston Young

Meet Referee:

Lawhorn/Thurber/ Mitchell

Timing:

www.cfpitiming.com

**OFFICIAL MEET REPORT**

printed: 5/27/2017 7:53 PM

RESULTS**#6 Men's 400 Meters (cont'd)**

3:50 PM (Day 2):

Prelims

| Pl | Name | Yr | Team | Time | Note | H(Pl) |
|----|----------------------|----|------------------|--------|------|-------|
| 6 | HINDS, TRE | SO | WAYLAND BAPTIS | 47.85Q | | 2(2) |
| 7 | TURNER, DEMETRIUS | FR | WAYLAND BAPTIS | 47.96q | | 1(3) |
| 8 | SKHOSANA, SONWABISO | SO | WAYLAND BAPTIS | 48.15q | | 3(3) |
| 9 | RICHARDS, DANIELLE | JR | SOUTHERN-NO | 48.21 | | 3(4) |
| 10 | THERMIDOR, EDENS | JR | KEISER UNIVERSIT | 48.35 | | 2(3) |
| 11 | SOUTIEN, JEAN | SO | WAYLAND BAPTIS | 48.37 | | 2(4) |
| 12 | MCLEOD, CHALE | SO | FLORIDA MEMORI | 48.41 | | 3(5) |
| 13 | HELD, MASON | SO | YORK (NEB.) | 48.43 | | 3(6) |
| 14 | SPRINGER, GAIRY | SO | INDIANA TECH | 48.53 | | 3(7) |
| 15 | PHILLIPS JR., TRAVIS | SO | MIDLAND | 48.75 | | 2(5) |
| 16 | CHANT, ANDREW | FR | MADONNA | 48.76 | | 1(4) |
| 17 | CAMPBELL, ACDANE | FR | SOUTHERN-NO | 48.83 | | 1(5) |
| 18 | WARREN, BIRDSONG | SR | BAKER | 49.02 | | 1(6) |
| 19 | MUHAMMAD, QADIR | SO | INDIANA TECH | 49.08 | | 2(6) |
| 20 | SMITH, BRIAN | SO | SOUTHERN-NO | 49.30 | | 2(7) |
| 21 | PELHAM, NYKEMIS | SR | WARNER | 49.96 | | 1(7) |
| | HARE, ANDRE | SR | FLORIDA MEMORI | DNF | | 2 |

HEAT RESULTS**Prelims**

| Pl | Name | Yr | Team | Time | Note |
|--------------------|----------------------|----|------------------|--------|------|
| Heat 1 of 3 | | | | | |
| 1 | CLARKE, JORDAN | SR | WEBBER | 47.44Q | |
| 2 | HAMILTON, RAJAY | JR | WILEY | 47.45Q | |
| 3 | TURNER, DEMETRIUS | FR | WAYLAND BAPTIS | 47.96q | |
| 4 | CHANT, ANDREW | FR | MADONNA | 48.76 | |
| 5 | CAMPBELL, ACDANE | FR | SOUTHERN-NO | 48.83 | |
| 6 | WARREN, BIRDSONG | SR | BAKER | 49.02 | |
| 7 | PELHAM, NYKEMIS | SR | WARNER | 49.96 | |
| Heat 2 of 3 | | | | | |
| 1 | THOMPSON, JAHNOY | SO | SOUTHERN-NO | 47.54Q | |
| 2 | HINDS, TRE | SO | WAYLAND BAPTIS | 47.85Q | |
| 3 | THERMIDOR, EDENS | JR | KEISER UNIVERSIT | 48.35 | |
| 4 | SOUTIEN, JEAN | SO | WAYLAND BAPTIS | 48.37 | |
| 5 | PHILLIPS JR., TRAVIS | SO | MIDLAND | 48.75 | |
| 6 | MUHAMMAD, QADIR | SO | INDIANA TECH | 49.08 | |
| 7 | SMITH, BRIAN | SO | SOUTHERN-NO | 49.30 | |
| | HARE, ANDRE | SR | FLORIDA MEMORI | DNF | |
| Heat 3 of 3 | | | | | |
| 1 | SHEARMAN, KIMORIE | FR | WILEY | 47.10Q | |
| 2 | OHIOZE, MICHAEL | SR | ST. AMBROSE | 47.73Q | |
| 3 | SKHOSANA, SONWABISO | SO | WAYLAND BAPTIS | 48.15q | |
| 4 | RICHARDS, DANIELLE | JR | SOUTHERN-NO | 48.21 | |
| 5 | MCLEOD, CHALE | SO | FLORIDA MEMORI | 48.41 | |

NAIA OUTDOOR TRACK & FIELD CHAMPIONSHIPS 2017

Gulf Shores, AL

Mickey Miller Blackwell Stadium

Weather: Sunny & Clear, Th- 80, Fr- 83, Sa- 84

Host: Gulf Shores Sports Commission

5/25/2017 - 5/27/2017

MEET OFFICIALS**Meet Director:**


Houston Young

Meet Referee:

Lawhorn/Thurber/ Mitchell

Timing:

www.cfpitiming.com

**OFFICIAL MEET REPORT**

printed: 5/27/2017 7:53 PM

RESULTS**#6 Men's 400 Meters (cont'd)****Prelims**

| Pl | Name | Yr | Team | Time | Note |
|----|-----------------|----|-----------------|-------|------|
| 6 | HELD, MASON | | SO YORK (NEB.) | 48.43 | |
| 7 | SPRINGER, GAIRY | | SO INDIANA TECH | 48.53 | |

#8 Men's 800 Meters

| World | Time | Name | Country | Year | Location |
|-------|---------|-----------------|-----------------|-----------|--------------|
| W | 1:40.91 | David Rudisha | KEN | 2012 | London, ENG |
| A | 1:42.60 | Johnny Gray | Santa Monica TC | 8/28/1985 | Koblenz, GER |
| N | 1:46.10 | Kenneth Koech | McKendree, IL | 1999 | Palm Bch |
| C | 1:43.55 | Donavan Brazier | Texas A&M | 6/16/2010 | Eugene, OR |

5:00 PM (Day 3):**Finals**

| Pl | Name | Yr | Team | Time | Note | Pts |
|----|-------------------|----|---------------------|---------|------|-----|
| 1 | EDGAR, MARBEQ | | JR WILEY | 1:48.65 | | 10 |
| 2 | ALLEN, DONTAYEOUS | | SR JARVIS CHRISTIAN | 1:50.94 | | 8 |
| 3 | KRAMER, RHYS | | FR BRITISH COLUMBI | 1:52.45 | | 6 |
| 4 | JARRON, LUKAS | | SR BRITISH COLUMBI | 1:52.74 | | 5 |
| 5 | RODDEN, BRENT | | SO SIENA HEIGHTS | 1:52.80 | | 4 |
| 6 | ADAIR, MATT | | SR INDIANA TECH | 1:53.25 | | 3 |
| 7 | PARKS, SHEVAN | | FR WILEY | 1:53.41 | | 2 |
| 8 | CHOATE, BRYCE | | SO TENNESSEE WESL | 2:00.08 | | 1 |

2:20 PM (Day 2):**Prelims**

| Pl | Name | Yr | Team | Time | Note | H(Pl) |
|----|---------------------|----|---------------------|----------|------|-------|
| 1 | CHOATE, BRYCE | | SO TENNESSEE WESL | 1:50.97Q | | 2(1) |
| 2 | EDGAR, MARBEQ | | JR WILEY | 1:50.98Q | | 3(1) |
| 3 | RODDEN, BRENT | | SO SIENA HEIGHTS | 1:51.14Q | | 2(2) |
| 4 | ALLEN, DONTAYEOUS | | SR JARVIS CHRISTIAN | 1:51.32q | | 2(3) |
| 5 | KRAMER, RHYS | | FR BRITISH COLUMBI | 1:52.45Q | | 1(1) |
| 6 | PARKS, SHEVAN | | FR WILEY | 1:52.65Q | | 1(2) |
| 7 | JARRON, LUKAS | | SR BRITISH COLUMBI | 1:52.75Q | | 3(2) |
| 8 | ADAIR, MATT | | SR INDIANA TECH | 1:52.85q | | 2(4) |
| 9 | SAUNDERS, ALEX | | SR SOUTHERN-NO | 1:52.97 | | 1(3) |
| 10 | NORRIS, MIKE | | SO RIO GRANDE | 1:52.98 | | 1(4) |
| 11 | MARTIN, PRESLEY | | JR MARIAN (IND.) | 1:53.04 | | 3(3) |
| 12 | MOELLER, MARK | | SR DAKOTA STATE | 1:53.31 | | 2(5) |
| 13 | VARELA, ALAN | | SO DOANE | 1:53.44 | | 1(5) |
| 14 | ROBINSON, GEORGE | | SR MIDAMERICA NAZA | 1:53.67 | | 3(4) |
| 15 | VERMILYE, ANTHONY | | SR SIENA HEIGHTS | 1:53.68 | | 1(6) |
| 16 | MORRELL III, THOMAS | | FR EASTERN OREGO | 1:53.88 | | 2(6) |
| 17 | BARBER, TYLER | | FR TRUETT-MCCONN | 1:54.21 | | 3(5) |
| 18 | MACK, SUPERVOID | | SR CARDINAL STRITC | 1:54.36 | | 2(7) |
| 19 | MARROW, DEVON | | SR INDIANA TECH | 1:54.47 | | 1(7) |
| 20 | MUESSIG, DOMINIC | | SR SIENA HEIGHTS | 1:55.31 | | 1(8) |
| 21 | MULLER, CJ | | SR CONCORDIA (NEB.) | 1:59.31 | | 3(6) |
| 22 | ELLIOTT II, CRAIG | | SR WILLIAM JESSUP | 2:01.43 | | 3(7) |
| 23 | HOUDEK, JORDAN | | SR MOUNT MARTY | 2:10.18 | | 2(8) |

NAIA OUTDOOR TRACK & FIELD CHAMPIONSHIPS 2017

Gulf Shores, AL

Mickey Miller Blackwell Stadium

Weather: Sunny & Clear, Th- 80, Fr- 83, Sa- 84

Host: Gulf Shores Sports Commission

5/25/2017 - 5/27/2017

MEET OFFICIALS**Meet Director:**


Houston Young

Meet Referee:

Lawhorn/Thurber/ Mitchell

Timing:

www.cfpitiming.com

**OFFICIAL MEET REPORT**

printed: 5/27/2017 7:53 PM

RESULTS**#8 Men's 800 Meters (cont'd)****HEAT RESULTS****Prelims**

| Pl | Name | Yr | Team | Time | Note |
|--------------------|---------------------|----|---------------------|----------|------|
| Heat 1 of 3 | | | | | |
| 1 | KRAMER, RHYS | | FR BRITISH COLUMBI | 1:52.45Q | |
| 2 | PARKS, SHEVAN | | FR WILEY | 1:52.65Q | |
| 3 | SAUNDERS, ALEX | | SR SOUTHERN-NO | 1:52.97 | |
| 4 | NORRIS, MIKE | | SO RIO GRANDE | 1:52.98 | |
| 5 | VARELA, ALAN | | SO DOANE | 1:53.44 | |
| 6 | VERMILYE, ANTHONY | | SR SIENA HEIGHTS | 1:53.68 | |
| 7 | MARROW, DEVON | | SR INDIANA TECH | 1:54.47 | |
| 8 | MUESSIG, DOMINIC | | SR SIENA HEIGHTS | 1:55.31 | |
| Heat 2 of 3 | | | | | |
| 1 | CHOATE, BRYCE | | SO TENNESSEE WESL | 1:50.97Q | |
| 2 | RODDEN, BRENT | | SO SIENA HEIGHTS | 1:51.14Q | |
| 3 | ALLEN, DONTAYEOUS | | SR JARVIS CHRISTIAN | 1:51.32q | |
| 4 | ADAIR, MATT | | SR INDIANA TECH | 1:52.85q | |
| 5 | MOELLER, MARK | | SR DAKOTA STATE | 1:53.31 | |
| 6 | MORRELL III, THOMAS | | FR EASTERN OREGO | 1:53.88 | |
| 7 | MACK, SUPERVOID | | SR CARDINAL STRITC | 1:54.36 | |
| 8 | HOUDEK, JORDAN | | SR MOUNT MARTY | 2:10.18 | |
| Heat 3 of 3 | | | | | |
| 1 | EDGAR, MARBEQ | | JR WILEY | 1:50.98Q | |
| 2 | JARRON, LUKAS | | SR BRITISH COLUMBI | 1:52.75Q | |
| 3 | MARTIN, PRESLEY | | JR MARIAN (IND.) | 1:53.04 | |
| 4 | ROBINSON, GEORGE | | SR MIDAMERICA NAZA | 1:53.67 | |
| 5 | BARBER, TYLER | | FR TRUETT-MCCONN | 1:54.21 | |
| 6 | MULLER, CJ | | SR CONCORDIA (NEB. | 1:59.31 | |
| 7 | ELLIOTT II, CRAIG | | SR WILLIAM JESSUP | 2:01.43 | |

#10 Men's 1500 Meters

| | | | | | | |
|---|-------------------|---------|--------------------|--------------------|-----------|-----------------|
| W | World | 3:26.00 | Hicham El Guerrouj | MAR | 7/14/1998 | Rome, ITA |
| A | American | 3:29.30 | Bernard Lagat | Nike | 8/28/2005 | Rieti, ITA |
| N | NAIA Championship | 3:41.39 | Silas Kisorio | Oklahoma Christian | 2012 | Marion, IN |
| C | College Outdoor | 3:35.30 | Sydney Maree | Villanova | 6/6/1981 | Baton Rouge, LA |

3:10 PM (Day 3):**Finals**

| Pl | Name | Yr | Team | Time | Note | Pts |
|----|-------------------|----|-----------------------|---------|------|-----|
| 1 | GARCIA, DANIEL | | SR CARDINAL STRITC | 3:50.47 | | 10 |
| 2 | PETSCH, ISAAC | | SO ROCKY MOUNTAIN | 3:51.06 | | 8 |
| 3 | JARRON, LUKAS | | SR BRITISH COLUMBI | 3:52.48 | | 6 |
| 4 | TRUMMER, MAX | | JR BRITISH COLUMBI | 3:52.55 | | 5 |
| 5 | HYATT, CHANCE | | JR CARROLL | 3:52.68 | | 4 |
| 6 | ROSE, TIM | | JR NORTHWESTERN (| 3:52.98 | | 3 |
| 7 | BLAYLOCK, BRIAN | | JR ST. FRANCIS (ILL.) | 3:53.21 | | 2 |
| 8 | MIKESELL, SKYLER | | JR THE MASTERS | 3:54.40 | | 1 |
| 9 | GARCIA, ALEJANDRO | | SR ROBERT MORRIS (I | 3:56.63 | | |

NAIA OUTDOOR TRACK & FIELD CHAMPIONSHIPS 2017

Gulf Shores, AL

Mickey Miller Blackwell Stadium

Weather: Sunny & Clear, Th- 80, Fr- 83, Sa- 84

Host: Gulf Shores Sports Commission

5/25/2017 - 5/27/2017

MEET OFFICIALS**Meet Director:**


Houston Young

Meet Referee:

Lawhorn/Thurber/ Mitchell

Timing:

www.cfpitiming.com

**OFFICIAL MEET REPORT**

printed: 5/27/2017 7:53 PM

RESULTS**#10 Men's 1500 Meters (cont'd)****3:10 PM (Day 3):****Finals**

| Pl Name | Yr Team | Time Note | Pts |
|------------------|-------------------|-----------|-----|
| 10 HOLMAN, MALIK | FR COLUMBIA (MO.) | 3:57.86 | |
| 11 RUNYAN, LUKE | JR INDIANA TECH | 4:00.04 | |
| 12 LAWSON, TYLER | SO COLUMBIA (MO.) | 4:15.06 | |

3:40 PM (Day 1):**Prelims**

| Pl Name | Yr Team | Time Note | H(Pl) |
|------------------------|-----------------------|-----------|-------|
| 1 GARCIA, ALEJANDRO | SR ROBERT MORRIS (I) | 3:51.42q | 1(1) |
| 2 GARCIA, DANIEL | SR CARDINAL STRITC | 3:51.75q | 2(1) |
| 3 PETSCH, ISAAC | SO ROCKY MOUNTAIN | 3:51.83q | 2(2) |
| 4 TRUMMER, MAX | JR BRITISH COLUMBI | 3:51.95q | 2(3) |
| 5 HYATT, CHANCE | JR CARROLL | 3:51.99q | 1(2) |
| 6 JARRON, LUKAS | SR BRITISH COLUMBI | 3:52.15q | 1(3) |
| 7 BLAYLOCK, BRIAN | JR ST. FRANCIS (ILL.) | 3:52.23q | 1(4) |
| 8 HOLMAN, MALIK | FR COLUMBIA (MO.) | 3:52.30q | 2(4) |
| 9 MIKESELL, SKYLER | JR THE MASTERS | 3:52.46q | 1(5) |
| 10 RUNYAN, LUKE | JR INDIANA TECH | 3:52.59q | 2(5) |
| 11 LAWSON, TYLER | SO COLUMBIA (MO.) | 3:53.00q | 1(6) |
| 12 ROSE, TIM | JR NORTHWESTERN (| 3:53.10q | 2(6) |
| 13 ALDABA, DANNY | JR MIDLAND | 3:53.55 | 1(7) |
| 14 OLDACH, MICHAEL | FR WESTMONT | 3:54.82 | 1(8) |
| 15 TAYLOR, CHRISTOPHER | SR BRITISH COLUMBI | 3:57.39 | 2(7) |
| 16 BYRD, BEN | SO TAYLOR | 3:58.42 | 2(8) |
| 17 TAFELSKY, TAYLOR | SR MILLIGAN | 3:59.04 | 2(9) |
| 18 FARMER, SETH | FR SHAWNEE STATE | 4:00.43 | 2(10) |
| 19 EDGAR, MARBEQ | JR WILEY | 4:02.18 | 1(9) |
| 20 CONANT, MICHAEL | FR WESTMONT | 4:04.19 | 1(10) |

HEAT RESULTS**Prelims**

| Pl Name | Yr Team | Time Note |
|---------------------|-----------------------|-----------|
| Heat 1 of 2 | | |
| 1 GARCIA, ALEJANDRO | SR ROBERT MORRIS (I) | 3:51.42q |
| 2 HYATT, CHANCE | JR CARROLL | 3:51.99q |
| 3 JARRON, LUKAS | SR BRITISH COLUMBI | 3:52.15q |
| 4 BLAYLOCK, BRIAN | JR ST. FRANCIS (ILL.) | 3:52.23q |
| 5 MIKESELL, SKYLER | JR THE MASTERS | 3:52.46q |
| 6 LAWSON, TYLER | SO COLUMBIA (MO.) | 3:53.00q |
| 7 ALDABA, DANNY | JR MIDLAND | 3:53.55 |
| 8 OLDACH, MICHAEL | FR WESTMONT | 3:54.82 |
| 9 EDGAR, MARBEQ | JR WILEY | 4:02.18 |
| 10 CONANT, MICHAEL | FR WESTMONT | 4:04.19 |
| Heat 2 of 2 | | |
| 1 GARCIA, DANIEL | SR CARDINAL STRITC | 3:51.75q |

NAIA OUTDOOR TRACK & FIELD CHAMPIONSHIPS 2017

Gulf Shores, AL

Mickey Miller Blackwell Stadium

Weather: Sunny & Clear, Th- 80, Fr- 83, Sa- 84

Host: Gulf Shores Sports Commission

5/25/2017 - 5/27/2017

MEET OFFICIALS**Meet Director:**


Houston Young

Meet Referee:

Lawhorn/Thurber/ Mitchell

Timing:

www.cfpitiming.com

**OFFICIAL MEET REPORT**

printed: 5/27/2017 7:53 PM

RESULTS**#10 Men's 1500 Meters (cont'd)****Prelims**

| Pl | Name | Yr | Team | Time | Note |
|----|---------------------|----|-----------------|----------|------|
| 2 | PETSCH, ISAAC | SO | ROCKY MOUNTAIN | 3:51.83Q | |
| 3 | TRUMMER, MAX | JR | BRITISH COLUMBI | 3:51.95Q | |
| 4 | HOLMAN, MALIK | FR | COLUMBIA (MO.) | 3:52.30Q | |
| 5 | RUNYAN, LUKE | JR | INDIANA TECH | 3:52.59q | |
| 6 | ROSE, TIM | JR | NORTHWESTERN (| 3:53.10q | |
| 7 | TAYLOR, CHRISTOPHER | SR | BRITISH COLUMBI | 3:57.39 | |
| 8 | BYRD, BEN | SO | TAYLOR | 3:58.42 | |
| 9 | TAFELSKY, TAYLOR | SR | MILLIGAN | 3:59.04 | |
| 10 | FARMER, SETH | FR | SHAWNEE STATE | 4:00.43 | |

#12 Men's 5000 Meters

| W | World | 12:37.35 | Kenenisa Bekele | ETH | 5/31/2004 | Hengelo, Holland |
|---|-------------------|----------|-----------------|-----------------------|-----------|------------------|
| A | American | 12:53.60 | Bernard Lagat | Nike | 7/22/2011 | Fontvieille, |
| N | NAIA Championship | 13:41.81 | Julius Randich | Lubbock Christian, TX | 1993 | Abbotsford, BC, |
| C | College Outdoor | 13:08.4h | Henry Rono | Washington Sate | 4/8/1978 | Berkeley, CA |

5:55 PM (Day 3):**Finals**

| Pl | Name | Yr | Team | Time | Note | Pts |
|----|---------------------|----|-----------------|----------|------|-----|
| 1 | THOMAS, JACKSON | SR | BACONE | 14:40.13 | | 10 |
| 2 | KIPCHUMBA, GEOFFREY | JR | WILLIAM CAREY | 14:41.16 | | 8 |
| 3 | HALL, MATT | SR | TAYLOR | 14:54.17 | | 6 |
| 4 | LUMB, KIERAN | FR | BRITISH COLUMBI | 14:56.16 | | 5 |
| 5 | HOOTON, JESSE | SR | BRITISH COLUMBI | 14:59.45 | | 4 |
| 6 | KRAAL, GARRETT | JR | NORTHWEST CHRI | 15:04.81 | | 3 |
| 7 | GAY, JOHN | JR | BRITISH COLUMBI | 15:05.82 | | 2 |
| 8 | REINKING, JACOB | SR | INDIANA WESLEYA | 15:09.65 | | 1 |
| 9 | RYAN, NOLAN | JR | LEWIS-CLARK | 15:32.98 | | |
| 10 | SANDIDGE, ADAM | JR | CAMPBELLSVILLE | 15:39.86 | | |
| 11 | BOONE, TYLER | SR | BRYAN | 15:41.91 | | |
| 12 | THOMPSON, RYAN | SO | BIOLA | 15:43.10 | | |
| 13 | MILIC, MICHAEL | FR | BRITISH COLUMBI | 15:47.54 | | |
| 14 | NORRIS, WILL | SR | NORTHWESTERN (| 15:55.45 | | |
| 15 | WALKER, DYLAN | SR | COLLEGE OF IDAH | 16:15.26 | | |
| | DE YOUNG, COLIN | FR | CORNERSTONE | DNF | | |

7:00 PM (Day 2):**Prelims**

| Pl | Name | Yr | Team | Time | Note | H(Pl) |
|----|---------------------|----|-----------------|-----------|------|-------|
| 1 | KIPCHUMBA, GEOFFREY | JR | WILLIAM CAREY | 15:06.01Q | | 2(1) |
| 2 | HOOTON, JESSE | SR | BRITISH COLUMBI | 15:06.17Q | | 2(2) |
| 3 | KRAAL, GARRETT | JR | NORTHWEST CHRI | 15:06.32Q | | 2(3) |
| 4 | HALL, MATT | SR | TAYLOR | 15:07.02Q | | 2(4) |
| 5 | REINKING, JACOB | SR | INDIANA WESLEYA | 15:07.66Q | | 2(5) |
| 6 | LUMB, KIERAN | FR | BRITISH COLUMBI | 15:07.67Q | | 2(6) |
| 7 | RYAN, NOLAN | JR | LEWIS-CLARK | 15:08.25q | | 2(7) |
| 8 | MILIC, MICHAEL | FR | BRITISH COLUMBI | 15:08.61q | | 2(8) |

NAIA OUTDOOR TRACK & FIELD CHAMPIONSHIPS 2017

Gulf Shores, AL

Mickey Miller Blackwell Stadium

Weather: Sunny & Clear, Th- 80, Fr- 83, Sa- 84

Host: Gulf Shores Sports Commission

5/25/2017 - 5/27/2017

MEET OFFICIALS**Meet Director:**


Houston Young

Meet Referee:

Lawhorn/Thurber/ Mitchell

Timing:

www.cfpitiming.com

**OFFICIAL MEET REPORT**

printed: 5/27/2017 7:53 PM

RESULTS**#12 Men's 5000 Meters (cont'd)**

7:00 PM (Day 2):

Prelims

| Pl Name | Yr Team | Time Note | H(Pl) |
|----------------------|-----------------------|-----------|-------|
| 9 WALKER, DYLAN | SR COLLEGE OF IDAH | 15:10.96q | 2(9) |
| 10 SANDIDGE, ADAM | JR CAMPBELLSVILLE | 15:15.69q | 2(10) |
| 11 BOONE, TYLER | SR BRYAN | 15:19.37Q | 1(1) |
| 12 GAY, JOHN | JR BRITISH COLUMBI | 15:21.86Q | 1(2) |
| 13 THOMAS, JACKSON | SR BACONE | 15:24.01Q | 1(3) |
| 14 NORRIS, WILL | SR NORTHWESTERN (| 15:25.76Q | 1(4) |
| 15 THOMPSON, RYAN | SO BIOLA | 15:27.61Q | 1(5) |
| 16 DE YOUNG, COLIN | FR CORNERSTONE | 15:30.61Q | 1(6) |
| 17 CUSHMAN, CONNOR | SR SOUTHERN OREG | 15:34.07 | 1(7) |
| 18 ROBERTS, JACK | JR OREGON TECH | 15:42.43 | 1(8) |
| 19 MERCHANT, STEPHEN | JR SIENA HEIGHTS | 15:52.24 | 1(9) |
| 20 BRAMBLETT, JORDAN | SO EMBRY-RIDDLE AR | 15:58.33 | 2(11) |
| 21 SCHENCK, SETH | JR COLUMBIA (MO.) | 16:01.15 | 1(10) |
| FLOYD, TONY | FR MADONNA | DNS | 1 |
| KNUDSEN, CAM | SR ST. FRANCIS (ILL.) | DNS | 1 |

HEAT RESULTS**Prelims**

| Pl Name | Yr Team | Time Note |
|---------------------|-----------------------|-----------|
| Heat 1 of 2 | | |
| 1 BOONE, TYLER | SR BRYAN | 15:19.37Q |
| 2 GAY, JOHN | JR BRITISH COLUMBI | 15:21.86Q |
| 3 THOMAS, JACKSON | SR BACONE | 15:24.01Q |
| 4 NORRIS, WILL | SR NORTHWESTERN (| 15:25.76Q |
| 5 THOMPSON, RYAN | SO BIOLA | 15:27.61Q |
| 6 DE YOUNG, COLIN | FR CORNERSTONE | 15:30.61Q |
| 7 CUSHMAN, CONNOR | SR SOUTHERN OREG | 15:34.07 |
| 8 ROBERTS, JACK | JR OREGON TECH | 15:42.43 |
| 9 MERCHANT, STEPHEN | JR SIENA HEIGHTS | 15:52.24 |
| 10 SCHENCK, SETH | JR COLUMBIA (MO.) | 16:01.15 |
| FLOYD, TONY | FR MADONNA | DNS |
| KNUDSEN, CAM | SR ST. FRANCIS (ILL.) | DNS |

Heat 2 of 2

| | | |
|-----------------------|--------------------|-----------|
| 1 KIPCHUMBA, GEOFFREY | JR WILLIAM CAREY | 15:06.01Q |
| 2 HOOTON, JESSE | SR BRITISH COLUMBI | 15:06.17Q |
| 3 KRAAL, GARRETT | JR NORTHWEST CHRI | 15:06.32Q |
| 4 HALL, MATT | SR TAYLOR | 15:07.02Q |
| 5 REINKING, JACOB | SR INDIANA WESLEYA | 15:07.66Q |
| 6 LUMB, KIERAN | FR BRITISH COLUMBI | 15:07.67Q |
| 7 RYAN, NOLAN | JR LEWIS-CLARK | 15:08.25q |
| 8 MILIC, MICHAEL | FR BRITISH COLUMBI | 15:08.61q |
| 9 WALKER, DYLAN | SR COLLEGE OF IDAH | 15:10.96q |
| 10 SANDIDGE, ADAM | JR CAMPBELLSVILLE | 15:15.69q |
| 11 BRAMBLETT, JORDAN | SO EMBRY-RIDDLE AR | 15:58.33 |

NAIA OUTDOOR TRACK & FIELD CHAMPIONSHIPS 2017

Gulf Shores, AL

Mickey Miller Blackwell Stadium

Weather: Sunny & Clear, Th- 80, Fr- 83, Sa- 84

Host: Gulf Shores Sports Commission

5/25/2017 - 5/27/2017

MEET OFFICIALS**Meet Director:**


Houston Young

Meet Referee:

Lawhorn/Thurber/ Mitchell

Timing:

www.cfpitiming.com

**OFFICIAL MEET REPORT**

printed: 5/27/2017 7:53 PM

RESULTS**#14 Men's 10000 Meters**

| | | | | | | |
|---|-------------------|----------|-----------------|-----------------------|-----------|-----------------|
| W | World | 26:17.53 | Kenenisa Bekele | ETH | 8/26/2005 | Brussels, BEL |
| A | American | 26:44.36 | Galen Rupp | Nike | 5/30/2014 | Eugene, OR |
| N | NAIA Championship | 28:16.95 | Julius Randich | Lubbock Christian, TX | 1993 | Abbotsford, BC, |
| C | College Outdoor | 27:08.49 | Sam Chelanga | Liberty | 5/1/2010 | Stanford, CA |

8:45 PM (Day 1):

| Pl | Name | Yr | Team | Time | Note | Pts |
|----|---------------------|----|-----------------|----------|------|-----|
| 1 | THOMAS, JACKSON | SR | BACONE | 30:14.89 | | 10 |
| 2 | KIPCHUMBA, GEOFFREY | JR | WILLIAM CAREY | 30:18.39 | | 8 |
| 3 | WEBER, TONY | JR | ST. MARY (KAN.) | 31:10.19 | | 6 |
| 4 | NORRIS, WILL | SR | NORTHWESTERN (| 31:27.57 | | 5 |
| 5 | FLOYD, TONY | FR | MADONNA | 31:29.71 | | 4 |
| 6 | CUSHMAN, CONNOR | SR | SOUTHERN OREG | 31:37.51 | | 3 |
| 7 | WALL, TANNER | SR | INDIANA TECH | 32:05.70 | | 2 |
| 8 | HERNANDEZ, ABEL | SR | ST. XAVIER | 32:10.38 | | 1 |

#16 Men's 110m Hurdles

| | | | | | | |
|---|-------------------|-------|----------------------|-------------------|----------|---------------|
| W | World | 12.80 | Aries Merritt | USA | 9/7/2012 | Brussels, BEL |
| A | American | 12.80 | Aries Merritt | Reebok | 9/7/2012 | Brussels, BEL |
| N | NAIA Championship | 13.74 | Dominique DeGrammont | Azusa Pacific, AZ | 2003 | Olathe, KS |
| C | College Outdoor | 13.00 | Renaldo Nehemiah | Maryland | 5/6/1979 | Westwood, CA |

3:30 PM (Day 3):**Finals**

Wind: (+1.6)

| Pl | Name | Yr | Team | Time | Note | Pts |
|----|---------------------|----|-----------------|-------|------|-----|
| 1 | GRAHAM, CHRISTOPHER | SR | MIDAMERICA NAZA | 14.24 | | 10 |
| 2 | RIHA, MICHAL | SO | MIDAMERICA NAZA | 14.27 | | 8 |
| 3 | STANLEY, TREVOR | SR | INDIANA TECH | 14.28 | | 6 |
| 4 | ANTHONY, CALEB | FR | TAYLOR | 14.30 | | 5 |
| 5 | ELLIOT, III, CARL | FR | EDWARD WATERS | 14.35 | | 4 |
| 6 | HAWKINS, CHAZ | JR | TENNESSEE WESL | 14.42 | | 3 |
| 7 | HERRING, CHRISTIAN | SR | LINDENWOOD-BEL | 14.48 | | 2 |
| 8 | CHORRO, JOSE | SR | DICKINSON ST. | 14.59 | | 1 |

1:45 PM (Day 2):**Prelims**

| Pl | Name | Yr | Team | Time | Note | H(Pl) |
|----|---------------------|----|-----------------|---------------|--------|-------|
| 1 | GRAHAM, CHRISTOPHER | SR | MIDAMERICA NAZA | 14.29Q | (+2.3) | 4(1) |
| 2 | ELLIOT, III, CARL | FR | EDWARD WATERS | 14.33Q14.327 | (+2.3) | 3(1) |
| 3 | ANTHONY, CALEB | FR | TAYLOR | 14.33Q14.328 | (+2.1) | 2(1) |
| 4 | STANLEY, TREVOR | SR | INDIANA TECH | 14.36Q | (+1.5) | 1(1) |
| 5 | HAWKINS, CHAZ | JR | TENNESSEE WESL | 14.38q | (+2.3) | 3(2) |
| 6 | RIHA, MICHAL | SO | MIDAMERICA NAZA | 14.44q | (+1.5) | 1(2) |
| 7 | HERRING, CHRISTIAN | SR | LINDENWOOD-BEL | 14.50q 14.494 | (+2.3) | 4(2) |
| 7 | CHORRO, JOSE | SR | DICKINSON ST. | 14.50q 14.494 | (+2.1) | 2(2) |
| 9 | PAVEL, BOGDAN | SO | BRITISH COLUMBI | 14.50 14.499 | (+2.3) | 4(3) |
| 10 | CONDE, MOUSSA | SO | MARIAN (IND.) | 14.51 | (+2.1) | 2(3) |
| 11 | AUGUSTIN, CARL | SO | EDWARD WATERS | 14.63 | (+2.3) | 3(3) |
| 12 | SMITH, SHAKEEM | FR | FLORIDA MEMORI | 14.68 | (+1.5) | 1(3) |

NAIA OUTDOOR TRACK & FIELD CHAMPIONSHIPS 2017

Gulf Shores, AL

Mickey Miller Blackwell Stadium

Weather: Sunny & Clear, Th- 80, Fr- 83, Sa- 84

Host: Gulf Shores Sports Commission

5/25/2017 - 5/27/2017

MEET OFFICIALS**Meet Director:**


Houston Young

Meet Referee:

Lawhorn/Thurber/ Mitchell

Timing:

www.cfpitiming.com

**OFFICIAL MEET REPORT**

printed: 5/27/2017 7:53 PM

RESULTS**#16 Men's 110m Hurdles (cont'd)**

1:45 PM (Day 2):

Prelims

| Pl | Name | Yr | Team | Time | Note | H(Pl) |
|----|-------------------|----|------------------|-------|---------------|-------|
| 13 | MAYESKE, MATT | SR | MIDAMERICA NAZA | 14.79 | (+2.3) | 3(4) |
| 14 | JACKSON, REECE | SO | MORNINGSIDE | 14.80 | (+2.3) | 4(4) |
| 15 | ROGERS, NOAH | JR | VANGUARD | 14.83 | (+2.1) | 2(4) |
| 16 | REEMTSMA, JACK | SO | ST. AMBROSE | 14.88 | (+2.3) | 3(5) |
| 17 | PIOLET, DAQUVON | SR | LANGSTON | 14.93 | (+2.3) | 3(6) |
| 18 | THOMPSON, JORDAN | SO | ALLEN | 14.99 | (+2.3) | 4(5) |
| 19 | REYNOLDS, SETH | SO | INDIANA EAST | 15.00 | 14.993 (+1.5) | 1(4) |
| 20 | DAVIS, DEMENTRIUS | FR | USC-BEAUFORT | 15.00 | 14.998 (+2.3) | 4(6) |
| 21 | PIEPER, ANDREW | SO | COLUMBIA (MO.) | 15.30 | (+1.5) | 1(5) |
| 22 | WILEY, PAXTON | SO | CAMPBELLSVILLE | 15.45 | (+1.5) | 1(6) |
| 23 | HULETT, BENJAMIN | JR | CONCORDIA (NEB.) | 16.77 | (+2.1) | 2(5) |
| | WIECHMAN, LUCAS | SR | CONCORDIA (NEB.) | DNF | | 1 |
| | KILLINGS, TAYLOR | SR | MARIAN (IND.) | DQ | | 2 |

HEAT RESULTS**Prelims**

| Pl | Name | Yr | Team | Time | Note |
|---------------------------------|---------------------|----|------------------|--------|--------|
| Heat 1 of 4 Wind: (+1.5) | | | | | |
| 1 | STANLEY, TREVOR | SR | INDIANA TECH | 14.36Q | |
| 2 | RIHA, MICHAL | SO | MIDAMERICA NAZA | 14.44q | |
| 3 | SMITH, SHAKEEM | FR | FLORIDA MEMORI | 14.68 | |
| 4 | REYNOLDS, SETH | SO | INDIANA EAST | 15.00 | 14.993 |
| 5 | PIEPER, ANDREW | SO | COLUMBIA (MO.) | 15.30 | |
| 6 | WILEY, PAXTON | SO | CAMPBELLSVILLE | 15.45 | |
| | WIECHMAN, LUCAS | SR | CONCORDIA (NEB.) | DNF | |
| Heat 2 of 4 Wind: (+2.1) | | | | | |
| 1 | ANTHONY, CALEB | FR | TAYLOR | 14.33Q | 14.328 |
| 2 | CHORRO, JOSE | SR | DICKINSON ST. | 14.50q | 14.494 |
| 3 | CONDE, MOUSSA | SO | MARIAN (IND.) | 14.51 | |
| 4 | ROGERS, NOAH | JR | VANGUARD | 14.83 | |
| 5 | HULETT, BENJAMIN | JR | CONCORDIA (NEB.) | 16.77 | |
| | KILLINGS, TAYLOR | SR | MARIAN (IND.) | DQ | |
| Heat 3 of 4 Wind: (+2.3) | | | | | |
| 1 | ELLIOT, III, CARL | FR | EDWARD WATERS | 14.33Q | 14.327 |
| 2 | HAWKINS, CHAZ | JR | TENNESSEE WESL | 14.38q | |
| 3 | AUGUSTIN, CARL | SO | EDWARD WATERS | 14.63 | |
| 4 | MAYESKE, MATT | SR | MIDAMERICA NAZA | 14.79 | |
| 5 | REEMTSMA, JACK | SO | ST. AMBROSE | 14.88 | |
| 6 | PIOLET, DAQUVON | SR | LANGSTON | 14.93 | |
| Heat 4 of 4 Wind: (+2.3) | | | | | |
| 1 | GRAHAM, CHRISTOPHER | SR | MIDAMERICA NAZA | 14.29Q | |
| 2 | HERRING, CHRISTIAN | SR | LINDENWOOD-BEL | 14.50q | 14.494 |
| 3 | PAVEL, BOGDAN | SO | BRITISH COLUMBI | 14.50 | 14.499 |
| 4 | JACKSON, REECE | SO | MORNINGSIDE | 14.80 | |

NAIA OUTDOOR TRACK & FIELD CHAMPIONSHIPS 2017

Gulf Shores, AL

Mickey Miller Blackwell Stadium

Weather: Sunny & Clear, Th- 80, Fr- 83, Sa- 84

Host: Gulf Shores Sports Commission

5/25/2017 - 5/27/2017

MEET OFFICIALS**Meet Director:**


Houston Young

Meet Referee:

Lawhorn/Thurber/ Mitchell

Timing:

www.cfpitiming.com

**OFFICIAL MEET REPORT**

printed: 5/27/2017 7:53 PM

RESULTS**#16 Men's 110m Hurdles (cont'd)****Prelims**

| Pl | Name | Yr | Team | Time | Note |
|----|-------------------|----|-----------------|-------|--------|
| 5 | THOMPSON, JORDAN | | SO ALLEN | 14.99 | |
| 6 | DAVIS, DEMENTRIUS | | FR USC-BEAUFORT | 15.00 | 14.998 |

#18 Men's 400m Hurdles

| | | | | | | |
|---|-------------------|-------|----------------|------------------|-----------|----------------|
| W | World | 46.78 | Kevin Young | USA | 8/6/1992 | Barcelona, ESP |
| A | American | 46.78 | Kevin Young | Foot Locker AC | 8/6/1992 | Barcelona, ESP |
| N | NAIA Championship | 49.51 | Pat Brown | Oklahoma Baptist | 2005 | Louisville, KY |
| C | College Outdoor | 47.56 | Kerron Clement | Florida | 6/11/2005 | Sacramento, CA |

4:20 PM (Day 3):**Finals**

| Pl | Name | Yr | Team | Time | Note | Pts |
|----|-------------------|----|--------------------|-------|------|-----|
| 1 | RANDLE, TJ | | JR NORTHWEST U. | 52.63 | | 10 |
| 2 | REEMTSMA, JACK | | SO ST. AMBROSE | 53.39 | | 8 |
| 3 | THOMPSON, JORDAN | | SO ALLEN | 53.63 | | 6 |
| 4 | SMITH, SHAKEEM | | FR FLORIDA MEMORI | 54.01 | | 5 |
| 5 | WIECHMAN, LUCAS | | SR CONCORDIA (NEB. | 54.05 | | 4 |
| 6 | MURPHY, CAMERON | | JR LINDSEY WILSON | 54.22 | | 3 |
| 7 | ROGERS, NOAH | | JR VANGUARD | 55.79 | | 2 |
| 8 | CAMPBELL, CLINTON | | JR RIO GRANDE | 56.47 | | 1 |

4:25 PM (Day 1):**Prelims**

| Pl | Name | Yr | Team | Time | Note | H(Pl) |
|----|-------------------|----|--------------------|--------|--------|-------|
| 1 | SMITH, SHAKEEM | | FR FLORIDA MEMORI | 52.71Q | | 2(1) |
| 2 | THOMPSON, JORDAN | | SO ALLEN | 53.11Q | | 1(1) |
| 3 | CAMPBELL, CLINTON | | JR RIO GRANDE | 53.19Q | | 1(2) |
| 4 | RANDLE, TJ | | JR NORTHWEST U. | 53.31Q | | 3(1) |
| 5 | MURPHY, CAMERON | | JR LINDSEY WILSON | 53.35Q | | 3(2) |
| 6 | WIECHMAN, LUCAS | | SR CONCORDIA (NEB. | 53.38q | | 3(3) |
| 7 | REEMTSMA, JACK | | SO ST. AMBROSE | 53.56q | | 1(3) |
| 8 | ANDERSON, TORIN | | SR SIENA HEIGHTS | 53.66 | | 1(4) |
| 9 | ROGERS, NOAH | | JR VANGUARD | 54.01Q | | 2(2) |
| 10 | DUNCAN, ANTONIO | | SR HASTINGS | 54.08 | | 1(5) |
| 11 | WILLIAMS, BRADY | | SO OLIVET NAZARENE | 54.09 | | 2(3) |
| 12 | SHOOTS, EDDIE | | SO TEXAS COLLEGE | 54.31 | | 2(4) |
| 13 | PEROUZA, KENDELL | | SR WILEY | 54.43 | | 3(4) |
| 14 | MINIARD, HUNTER | | FR CUMBERLANDS | 54.46 | | 1(6) |
| 15 | PARKER, DEREK | | FR INDIANA WESLEYA | 54.58 | | 3(5) |
| 16 | CONDET, OCTAVIAN | | JR AQUINAS | 54.59 | 54.589 | 2(5) |
| 16 | TRAN, JASON | | JR AQUINAS | 54.59 | 54.582 | 3(6) |
| 18 | HICKMAN, ZACH | | SR DOANE | 54.78 | | 2(6) |
| 19 | RAMOS, RICARDO | | FR OUR LADY OF THE | 54.94 | | 2(7) |
| 20 | DUNCAN, CONNOR | | FR MONTREAT | 55.46 | | 1(7) |
| 21 | SMUCKER, NOAH | | JR BETHANY (KAN.) | 55.87 | | 3(7) |
| 22 | LANGLEY, DARIUS | | JR HUSTON-TILLOTS | 57.40 | | 3(8) |
| 23 | HANNA, JACOB | | SO BRITISH COLUMBI | 57.60 | | 1(8) |

NAIA OUTDOOR TRACK & FIELD CHAMPIONSHIPS 2017

Gulf Shores, AL

Mickey Miller Blackwell Stadium

Weather: Sunny & Clear, Th- 80, Fr- 83, Sa- 84

Host: Gulf Shores Sports Commission

5/25/2017 - 5/27/2017

MEET OFFICIALS**Meet Director:**


Houston Young

Meet Referee:

Lawhorn/Thurber/ Mitchell

Timing:

www.cfpitiming.com

**OFFICIAL MEET REPORT**

printed: 5/27/2017 7:53 PM

RESULTS**#18 Men's 400m Hurdles (cont'd)**

4:25 PM (Day 1):

Prelims

| Pl Name | Yr Team | Time Note | H(Pl) |
|---------------|-------------------|-----------|-------|
| 24 HINDS, TRE | SO WAYLAND BAPTIS | 1:07.16 | 2(8) |

HEAT RESULTS**Prelims**

| Pl Name | Yr Team | Time Note |
|---------|---------|-----------|
|---------|---------|-----------|

Heat 1 of 3

| | | |
|---------------------|--------------------|--------|
| 1 THOMPSON, JORDAN | SO ALLEN | 53.11Q |
| 2 CAMPBELL, CLINTON | JR RIO GRANDE | 53.19Q |
| 3 REEMTSMA, JACK | SO ST. AMBROSE | 53.56q |
| 4 ANDERSON, TORIN | SR SIENA HEIGHTS | 53.66 |
| 5 DUNCAN, ANTONIO | SR HASTINGS | 54.08 |
| 6 MINIARD, HUNTER | FR CUMBERLANDS | 54.46 |
| 7 DUNCAN, CONNOR | FR MONTREAT | 55.46 |
| 8 HANNA, JACOB | SO BRITISH COLUMBI | 57.60 |

Heat 2 of 3

| | | |
|--------------------|--------------------|--------------|
| 1 SMITH, SHAKEEM | FR FLORIDA MEMORI | 52.71Q |
| 2 ROGERS, NOAH | JR VANGUARD | 54.01Q |
| 3 WILLIAMS, BRADY | SO OLIVET NAZARENE | 54.09 |
| 4 SHOOT, EDDIE | SO TEXAS COLLEGE | 54.31 |
| 5 CONDET, OCTAVIAN | JR AQUINAS | 54.59 54.589 |
| 6 HICKMAN, ZACH | SR DOANE | 54.78 |
| 7 RAMOS, RICARDO | FR OUR LADY OF THE | 54.94 |
| 8 HINDS, TRE | SO WAYLAND BAPTIS | 1:07.16 |

Heat 3 of 3

| | | |
|--------------------|--------------------|--------------|
| 1 RANDLE, TJ | JR NORTHWEST U. | 53.31Q |
| 2 MURPHY, CAMERON | JR LINDSEY WILSON | 53.35Q |
| 3 WIECHMAN, LUCAS | SR CONCORDIA (NEB. | 53.38q |
| 4 PEROUZA, KENDELL | SR WILEY | 54.43 |
| 5 PARKER, DEREK | FR INDIANA WESLEYA | 54.58 |
| 6 TRAN, JASON | JR AQUINAS | 54.59 54.582 |
| 7 SMUCKER, NOAH | JR BETHANY (KAN.) | 55.87 |
| 8 LANGLEY, DARIUS | JR HUSTON-TILLOTS | 57.40 |

#20 Men's 3000m Steeple

| | | | | | |
|---------------------|---------|----------------|--------------------|-----------|---------------|
| W World | 7:53.63 | SaOf Shaheen | QAT | 9/3/2004 | Brussels, BEL |
| A American | 8:04.71 | Evan Jager | Oregon TC | 8/5/2014 | Brussels, BEL |
| N NAIA Championship | 8:40.03 | David Cheromei | Virginia Intermont | 5/10/2015 | |
| C College Outdoor | 8:05.4h | Henry Rono | Washington State | 5/13/1978 | Seattle, WA |

2:20 PM (Day 3):

| Pl Name | Yr Team | Time Note | Pts |
|----------------------|--------------------|-----------|-----|
| 1 GAY, JOHN | JR BRITISH COLUMBI | 9:12.14 | 10 |
| 2 BERGMAN, SEAN | FR BRITISH COLUMBI | 9:16.74 | 8 |
| 3 GODFREY, BILLY | SO COLLEGE OF IDAH | 9:17.11 | 6 |
| 4 BOEKENOOGEN, CRAIG | SR CORBAN | 9:18.28 | 5 |
| 5 BROWN, AESOP | SR SCAD SAVANNAH | 9:18.29 | 4 |

NAIA OUTDOOR TRACK & FIELD CHAMPIONSHIPS 2017

Gulf Shores, AL

Mickey Miller Blackwell Stadium

Weather: Sunny & Clear, Th- 80, Fr- 83, Sa- 84

Host: Gulf Shores Sports Commission

5/25/2017 - 5/27/2017

MEET OFFICIALS**Meet Director:**


Houston Young

Meet Referee:

Lawhorn/Thurber/ Mitchell

Timing:

www.cfpitiming.com

**OFFICIAL MEET REPORT**

printed: 5/27/2017 7:53 PM

RESULTS**#20 Men's 3000m Steeple (cont'd)**

2:20 PM (Day 3):

| Pl | Name | Yr | Team | Time | Note | Pts |
|----|-----------------------|----|-----------------|----------|------|-----|
| 6 | DEBOER, JOEY | SO | CORNERSTONE | 9:25.76 | | 3 |
| 7 | POTERACKE, KEVIN | JR | SOUTHERN OREG | 9:28.12 | | 2 |
| 8 | FRANCO, ALEC | JR | THE MASTERS | 9:32.65 | | 1 |
| 9 | WRIGHT, TJ | JR | NORTHWEST CHRI | 9:36.52 | | |
| 10 | HARTMAN, JOEL | SR | BETHEL (IND.) | 9:48.45 | | |
| 11 | ROSS, ADRIAN | JR | SHAWNEE STATE | 9:49.13 | | |
| 12 | MASZK, NIC | JR | EASTERN OREGO | 9:50.94 | | |
| 13 | BEAMISH, JOSEPH | JR | TAYLOR | 9:55.16 | | |
| 14 | MUNOZ-LECHUGA, FABIAN | JR | LINDENWOOD-BEL | 9:59.95 | | |
| 15 | SKILLERN, SEAN | SR | MORNINGSIDE | 10:07.10 | | |
| 16 | GERICK, NATHAN | SR | INDIANA WESLEYA | 10:15.11 | | |
| 17 | DEATLEY, ZACH | SR | VANGUARD | 10:31.85 | | |

#46 Men's 5000m Walk

N NAIA Championship 20:07.38 Al Heppner Wisconsin- Parkside 2011 Marion, IN

4:40 PM (Day 2):

| Pl | Name | Yr | Team | Time | Note | Pts |
|----|----------------------|----|------------------|----------|------|-----|
| 1 | PETERS, ANTHONY | JR | ST. AMBROSE | 21:01.11 | | 10 |
| 2 | LIANG, ALGER | FR | BRITISH COLUMBI | 22:23.87 | | 8 |
| 3 | MANCHA, EMILIO | SO | ST. AMBROSE | 23:11.76 | | 6 |
| 4 | GRUTTADAURO, ANTHONY | FR | SPRING ARBOR | 23:40.03 | | 5 |
| 5 | JOBSON, LUKE | SO | WEST VIRGINIA TE | 23:45.24 | | 4 |
| 6 | WISEHEART, BRANDON | SR | CAMPBELLSVILLE | 24:04.15 | | 3 |
| 7 | DOWNEY, NATHAN | FR | BRITISH COLUMBI | 24:18.59 | | 2 |
| 8 | HUTCHERSON, DOUG | SR | CENTRAL METHOD | 24:29.69 | | 1 |
| 9 | ELMI, SAM | SO | CORNERSTONE | 25:01.90 | | |
| 10 | BENSON, JACOB | SR | CORNERSTONE | 25:46.50 | | |
| 11 | BIDDLE, SAWYER | JR | GOSHEN | 26:40.85 | | |
| | CHENG, COLIS | SO | BRITISH COLUMBI | DQ | | |
| | RABIE, JASON | JR | CORNERSTONE | DQ | | |

#22 Men's 4 x 100m Relay

| | | | | | | |
|---|-------------------|-------|-------------------------------------|-------------------|-----------|----------------|
| W | World | 36.84 | Carter, Frater, Blake, Bolt | JAM | 8/11/2012 | London, ENG |
| A | American | 37.38 | Demps, Patton, Kimmons, Gatlin | USA national team | 8/10/2012 | London, GBR |
| N | NAIA Championship | 39.40 | Walker, Rodgers, Johnson, Triggs | Lindenwood, MO | 2005 | Louisville, KY |
| C | College Outdoor | 38.04 | Howard, Holloway, Williams, Spencer | T.C.U. | 6/5/1998 | Amherst, NY |

2:50 PM (Day 3):

Finals

| Pl | Team | Time | Note | Pts |
|----|-----------------------|-------|-----------------------|-----|
| 1 | INDIANA TECH (A) | 39.83 | | 10 |
| | 1) LOCKRIDGE, MATT FR | | 2) STANLEY, TREVOR SR | |
| | 3) COLLIER, DESHON FR | | 4) SHARBAHN, WAYNE SR | |

NAIA OUTDOOR TRACK & FIELD CHAMPIONSHIPS 2017

Gulf Shores, AL

Mickey Miller Blackwell Stadium

Weather: Sunny & Clear, Th- 80, Fr- 83, Sa- 84

Host: Gulf Shores Sports Commission

5/25/2017 - 5/27/2017

MEET OFFICIALS**Meet Director:**


Houston Young

Meet Referee:

Lawhorn/Thurber/ Mitchell

Timing:

www.cfpitiming.com

**OFFICIAL MEET REPORT**

printed: 5/27/2017 7:53 PM

RESULTS**#22 Men's 4 x 100m Relay (cont'd)**

2:50 PM (Day 3):

Finals

| Pl | Team | Time | Note | Pts |
|----|---------------------------|-------|-----------------------------|-----|
| 2 | LINDSEY WILSON (A) | 40.46 | | 8 |
| | 1) KEELING, HOLT SO | | 2) ROBINSON, DEQUAN FR | |
| | 3) HALLMON, KEVIN SO | | 4) MOSHELEKETI, GOABAONE JR | |
| 3 | MARIAN (IND.) (A) | 40.70 | | 6 |
| | 1) JACKSON, DEVOHN SO | | 2) CONDE, MOUSSA SO | |
| | 3) GARDNER, MARCELLION SR | | 4) AKINYOSOYE, SOGO SR | |
| 4 | SOUTHERN OREGON (A) | 40.77 | | 5 |
| | 1) SHAW, DWIGHT JR | | 2) EAST, MATT SR | |
| | 3) EMERSHY, JEREMIAH JR | | 4) BREMNER, CAMERON JR | |
| 5 | EDWARD WATERS (A) | 40.93 | | 4 |
| | 1) WRIGHT, REGINALD JR | | 2) LECORN, DONTAE FR | |
| | 3) RICHARDSON, WAYNE FR | | 4) CUMMINGS, HIEDEN SR | |
| 6 | BETHEL (IND.) (A) | 41.00 | | 3 |
| | 1) MITCHELL, JAMIQUE SO | | 2) SOWDERS, CONNOR SR | |
| | 3) BAUMGARTNER, BRETT SR | | 4) MOSES, ALEX SR | |
| 7 | CAMPBELLSVILLE (A) | 41.82 | | 2 |
| | 1) FIELDS, KELVIN FR | | 2) BATTLE, BRANDON SO | |
| | 3) THOMAS, JORDAN JR | | 4) JACKSON, JARON SO | |
| | SOUTHERN-NO (A) | DNF | | |

3:00 PM (Day 1):

Prelims

| Pl | Team | Time | Note | H(Pl) |
|----|---------------------------|--------|------------------------|-------|
| 1 | INDIANA TECH (A) | 40.07q | | 4(1) |
| | 1) MOORE, KEJAVON JR | | 2) STANLEY, TREVOR SR | |
| | 3) COLLIER, DESHON FR | | 4) SHARBAHN, WAYNE SR | |
| 2 | MARIAN (IND.) (A) | 40.74q | | 4(2) |
| | 1) JACKSON, DEVOHN SO | | 2) CONDE, MOUSSA SO | |
| | 3) GARDNER, MARCELLION SR | | 4) AKINYOSOYE, SOGO SR | |
| 3 | SOUTHERN OREGON (A) | 41.10q | | 1(1) |
| | 1) SHAW, DWIGHT JR | | 2) EAST, MATT SR | |
| | 3) EMERSHY, JEREMIAH JR | | 4) BREMNER, CAMERON JR | |
| 4 | SOUTHERN-NO (A) | 41.14q | | 2(1) |
| | 1) RICHARDS, DANIELLE JR | | 2) VIDAL, CHADWAYNE JR | |
| | 3) OWENS, RODRICK JR | | 4) THOMPSON, JAHNOY SO | |
| 5 | LINDSEY WILSON (A) | 41.27q | | 1(2) |
| | 1) KEELING, HOLT SO | | 2) ROBINSON, DEQUAN FR | |
| | 3) HALLMON, KEVIN SO | | 4) DAVIS, CHRISTIAN SO | |

NAIA OUTDOOR TRACK & FIELD CHAMPIONSHIPS 2017

Gulf Shores, AL

Mickey Miller Blackwell Stadium

Weather: Sunny & Clear, Th- 80, Fr- 83, Sa- 84

Host: Gulf Shores Sports Commission

5/25/2017 - 5/27/2017

MEET OFFICIALS**Meet Director:**


Houston Young

Meet Referee:

Lawhorn/Thurber/ Mitchell

Timing:

www.cfpitiming.com

**OFFICIAL MEET REPORT**

printed: 5/27/2017 7:53 PM

RESULTS**#22 Men's 4 x 100m Relay (cont'd)**

3:00 PM (Day 1):

Prelims

| Pl | Team | | Time | Note | H(Pl) |
|----|-------------------------------|-------------------------|--------|------|-------|
| 6 | EDWARD WATERS (A) | | 41.31q | | 3(1) |
| | 1) WRIGHT, REGINALD JR | 2) LECORN, DONTAE FR | | | |
| | 3) RICHARDSON, WAYNE FR | 4) CUMMINGS, HIEDEN SR | | | |
| 7 | BETHEL (IND.) (A) | | 41.41q | | 3(2) |
| | 1) MITCHELL, JAMIQUE SO | 2) SOWDERS, CONNOR SR | | | |
| | 3) BAUMGARTNER, BRETT SR | 4) MOSES, ALEX SR | | | |
| 8 | CAMPBELLSVILLE (A) | | 41.42q | | 1(3) |
| | 1) FIELDS, KELVIN FR | 2) BATTLE, BRANDON SO | | | |
| | 3) THOMAS, JORDAN JR | 4) JACKSON, JARON SO | | | |
| 9 | DOANE (A) | | 41.45 | | 3(3) |
| | 1) TROSS, MICHAEL SO | 2) HICKMAN, ZACH SR | | | |
| | 3) BRIDGES, XAVIER SO | 4) KLEIN, ANDREW JR | | | |
| 10 | REINHARDT (A) | | 41.47 | | 4(3) |
| | 1) STEGALL, L.J. SR | 2) COOK, DEZRIC FR | | | |
| | 3) GASAWAY, DALTON FR | 4) RICHARDSON, JAMES JR | | | |
| 11 | ST. FRANCIS (ILL.) (A) | | 41.53 | | 2(2) |
| | 1) JACKSON, LEXUS JR | 2) RUFFIN, BRANDON SO | | | |
| | 3) BANDEMER, SAM SR | 4) DUNCAN, JORDAN JR | | | |
| 12 | WILLIAM CAREY (A) | | 41.62 | | 1(4) |
| | 1) JOHNSON, JUSTIN JR | 2) BOONE, NATE JR | | | |
| | 3) NORWOOD, BRANDON FR | 4) SMITH, ANTONE SR | | | |
| 13 | MCPHERSON (A) | | 41.67 | | 3(4) |
| | 1) PENN, J'MOI SR | 2) CHILDS, ALI FR | | | |
| | 3) SAMPLE, MYLES FR | 4) SURY, HUNTER SO | | | |
| 14 | ST. AMBROSE (A) | | 41.85 | | 1(5) |
| | 1) MOSHER, ISAIAH SR | 2) OHIOZE, MICHAEL SR | | | |
| | 3) FONTENOT, DENNI'S SO | 4) REEMTSMA, JACK SO | | | |
| 15 | KEISER UNIVERSITY (A) | | 41.86 | | 1(6) |
| | 1) DANVERS, COREY JR | 2) HOLLIMON, TYLER JR | | | |
| | 3) NILSSON MONTLER, THOBIA FR | 4) PAGAN, YUAN FR | | | |
| 16 | MORNINGSIDE (A) | | 41.88 | | 2(3) |
| | 1) WILSON, PERMAN FR | 2) GRIFFIN, WILL FR | | | |
| | 3) NORDEEN, KLAYTON FR | 4) ROBERTS, LOGAN FR | | | |
| 17 | DILLARD (A) | | 42.17 | | 1(7) |
| | 1) FLOWERS, STEPHANO SO | 2) BARROW, TYRONE FR | | | |
| | 3) TRIMBLE, LARRY SO | 4) CLEVELAND, ELIOTT JR | | | |
| 18 | NORTHWESTERN (IOWA) (A) | | 42.20 | | 4(4) |
| | 1) EICHMANN, BLAKE SO | 2) WEDEL, NATHAN JR | | | |
| | 3) BUTTERS, BRADY FR | 4) TE BRINK, LEVI JR | | | |

NAIA OUTDOOR TRACK & FIELD CHAMPIONSHIPS 2017

Gulf Shores, AL

Mickey Miller Blackwell Stadium

Weather: Sunny & Clear, Th- 80, Fr- 83, Sa- 84

Host: Gulf Shores Sports Commission

5/25/2017 - 5/27/2017

MEET OFFICIALS**Meet Director:**


Houston Young

Meet Referee:

Lawhorn/Thurber/ Mitchell

Timing:

www.cfpitiming.com

**OFFICIAL MEET REPORT**

printed: 5/27/2017 7:53 PM

RESULTS**#22 Men's 4 x 100m Relay (cont'd)**

3:00 PM (Day 1):

Prelims

| PI Team | Time | Note | H(PI) |
|------------------------------|-----------------------------|------|-------|
| 19 YORK (NEB.) (A) | 42.98 | | 4(5) |
| 1) PRICE, CARTER FR | 2) HELD, MASON SO | | |
| 3) FRY, BRANDIN JR | 4) THOMAS, KERMIT JR | | |
| 20 MOUNT VERNON NAZARENE (A) | 43.34 | | 2(4) |
| 1) JONES JR., CARL SO | 2) LEWIS, MAKAI FR | | |
| 3) WHITAKER, CONNOR FR | 4) BROWN, BRANDON SO | | |
| WILLIAM PENN (A) | DNF | | 2 |
| 1) GEORGE, EARL SR | 2) SHAW, DEJON JR | | |
| 3) LEIBA, CHRIS FR | 4) ELMORE, TRISTEN FR | | |
| WAYLAND BAPTIST (A) | DNF | | 2 |
| 1) SOUTIEN, JEAN SO | 2) HANDSBOROUGH, KABRODERAN | | |
| 3) SKHOSANA, SONWABISO SO | 4) SCRUGGS, JUSTIN SR | | |
| VANGUARD (A) | DNF | | 3 |
| 1) DURAN, ALEC SO | 2) LAWSON, WINSTON SR | | |
| 3) ALADE, DANIEL SO | 4) MALONE, NICHOLAS FR | | |
| TEXAS COLLEGE (A) | DNF | | 3 |
| 1) THOMPSON, JEREMIAH FR | 2) HARRY, KIE'AVE FR | | |
| 3) SHOOT, EDDIE SO | 4) MANSFIELD, DONOVAN FR | | |
| MIDAMERICA NAZARENE (A) | DNF | | 4 |
| 1) DENMAN, CALEB SR | 2) CONNER, STEPHEN SO | | |
| 3) GARCIA, NICHOLAS JR | 4) SAWYERR, DEVAN SR | | |
| TENNESSEE WESLEYAN (A) | DNF | | 4 |
| 1) HARRIS, CADARIUS JR | 2) PALMER, NIC FR | | |
| 3) PARSON, JOSH JR | 4) HAWKINS, CHAZ JR | | |
| HUSTON-TILLOTSON (A) | DQ Rule | | 2 |
| 1) BROWN, RODNEY SR | 2) HARGROVE, WAYNE SR | | |
| 3) RICHMOND, OQUASMON SR | 4) WILLIAMS, DEMARCUS FR | | |
| WILEY (A) | DQ rule | | 3 |
| 1) MORAIN, MORIBA JR | 2) PALMER, ORAINE SO | | |
| 3) MARK, MACHAEL SR | 4) RALPH, QUINN-LEE SR | | |

HEAT RESULTS**Prelims**

| PI Team | Time | Note |
|-------------------------|------------------------|------|
| Heat 1 of 4 | | |
| 1 SOUTHERN OREGON (A) | 41.10Q | |
| 1) SHAW, DWIGHT JR | 2) EAST, MATT SR | |
| 3) EMERSHY, JEREMIAH JR | 4) BREMNER, CAMERON JR | |
| 2 LINDSEY WILSON (A) | 41.27 | |

NAIA OUTDOOR TRACK & FIELD CHAMPIONSHIPS 2017

Gulf Shores, AL

Mickey Miller Blackwell Stadium

Weather: Sunny & Clear, Th- 80, Fr- 83, Sa- 84

Host: Gulf Shores Sports Commission

5/25/2017 - 5/27/2017

MEET OFFICIALS**Meet Director:**


Houston Young

Meet Referee:

Lawhorn/Thurber/ Mitchell

Timing:

www.cfpitiming.com

**OFFICIAL MEET REPORT**

printed: 5/27/2017 7:53 PM

RESULTS**#22 Men's 4 x 100m Relay (cont'd)****Prelims**

| Pl | Team | Time | Note |
|--------------------|-------------------------------|--------------------|------|
| | 1) KEELING, HOLT SO | | |
| | 2) ROBINSON, DEQUAN FR | | |
| | 3) HALLMON, KEVIN SO | | |
| | 4) DAVIS, CHRISTIAN SO | | |
| 4 | WILLIAM CAREY (A) | 41.62 | |
| | 1) JOHNSON, JUSTIN JR | | |
| | 2) BOONE, NATE JR | | |
| | 3) NORWOOD, BRANDON FR | | |
| | 4) SMITH, ANTONE SR | | |
| 5 | ST. AMBROSE (A) | 41.85 | |
| | 1) MOSHER, ISAIAH SR | | |
| | 2) OHIOZE, MICHAEL SR | | |
| | 3) FONTENOT, DENNI'S SO | | |
| | 4) REEMTSMA, JACK SO | | |
| 6 | KEISER UNIVERSITY (A) | 41.86 | |
| | 1) DANVERS, COREY JR | | |
| | 2) HOLLIMON, TYLER JR | | |
| | 3) NILSSON MONTLER, THOBAS FR | | |
| | 4) PAGAN, YUAN FR | | |
| 7 | DILLARD (A) | 42.17 | |
| | 1) FLOWERS, STEPHANO SO | | |
| | 2) BARROW, TYRONE FR | | |
| | 3) TRIMBLE, LARRY SO | | |
| | 4) CLEVELAND, ELIOTT JR | | |
| Heat 2 of 4 | | | |
| 1 | SOUTHERN-NO (A) | 41.14q | |
| | 1) RICHARDS, DANIELLE JR | | |
| | 2) VIDAL, CHADWAYNE JR | | |
| | 3) OWENS, RODRICK JR | | |
| | 4) THOMPSON, JAHNOY SO | | |
| 2 | ST. FRANCIS (ILL.) (A) | 41.53 | |
| | 1) JACKSON, LEXUS JR | | |
| | 2) RUFFIN, BRANDON SO | | |
| | 3) BANDEMER, SAM SR | | |
| | 4) DUNCAN, JORDAN JR | | |
| 3 | MORNINGSIDE (A) | 41.88 | |
| | 1) WILSON, PERMAN FR | | |
| | 2) GRIFFIN, WILL FR | | |
| | 3) NORDEEN, KLAYTON FR | | |
| | 4) ROBERTS, LOGAN FR | | |
| 4 | MOUNT VERNON NAZARENE (A) | 43.34 | |
| | 1) JONES JR., CARL SO | | |
| | 2) LEWIS, MAKAI FR | | |
| | 3) WHITAKER, CONNOR FR | | |
| | 4) BROWN, BRANDON SO | | |
| | WILLIAM PENN (A) | DNF | |
| | 1) GEORGE, EARL SR | | |
| | 2) SHAW, DEJON JR | | |
| | 3) LEIBA, CHRIS FR | | |
| | 4) ELMORE, TRISTEN FR | | |
| | WAYLAND BAPTIST (A) | DNF | |
| | 1) SOUTIEN, JEAN SO | | |
| | 2) HANDSBOROUGH, KABRODERAN | | |
| | 3) SKHOSANA, SONWABISO SO | | |
| | 4) SCRUGGS, JUSTIN SR | | |
| | HUSTON-TILLOTSON (A) | DQ | Rule |
| | 1) BROWN, RODNEY SR | | |
| | 2) HARGROVE, WAYNE SR | | |
| | 3) RICHMOND, OQUASMON SR | | |
| | 4) WILLIAMS, DEMARCUS FR | | |
| Heat 3 of 4 | | | |
| 1 | EDWARD WATERS (A) | 41.31q | |
| | 1) WRIGHT, REGINALD JR | | |
| | 2) LECORN, DONTAE FR | | |
| | 3) RICHARDSON, WAYNE FR | | |
| | 4) CUMMINGS, HIEDEN SR | | |
| 2 | BETHEL (IND.) (A) | 41.41 _q | |

NAIA OUTDOOR TRACK & FIELD CHAMPIONSHIPS 2017

Gulf Shores, AL

Mickey Miller Blackwell Stadium

Weather: Sunny & Clear, Th- 80, Fr- 83, Sa- 84

Host: Gulf Shores Sports Commission

5/25/2017 - 5/27/2017

MEET OFFICIALS**Meet Director:**


Houston Young

Meet Referee:

Lawhorn/Thurber/ Mitchell

Timing:

www.cfpitiming.com

**OFFICIAL MEET REPORT**

printed: 5/27/2017 7:53 PM

RESULTS**#22 Men's 4 x 100m Relay (cont'd)****Prelims**

| Pl | Team | Time | Note |
|--------------------|---------------------------|--------------------------|------|
| | 1) MITCHELL, JAMIQUE SO | 2) SOWDERS, CONNOR SR | |
| | 3) BAUMGARTNER, BRETT SR | 4) MOSES, ALEX SR | |
| 4 | MCPHERSON (A) | 41.67 | |
| | 1) PENN, J'MOI SR | 2) CHILDS, ALI FR | |
| | 3) SAMPLE, MYLES FR | 4) SURY, HUNTER SO | |
| | VANGUARD (A) | DNF | |
| | 1) DURAN, ALEC SO | 2) LAWSON, WINSTON SR | |
| | 3) ALADE, DANIEL SO | 4) MALONE, NICHOLAS FR | |
| | TEXAS COLLEGE (A) | DNF | |
| | 1) THOMPSON, JEREMIAH FR | 2) HARRY, KIE'AVE FR | |
| | 3) SHOOT, EDDIE SO | 4) MANSFIELD, DONOVAN FR | |
| | WILEY (A) | DQ | rule |
| | 1) MORAIN, MORIBA JR | 2) PALMER, ORAINE SO | |
| | 3) MARK, MACHAEL SR | 4) RALPH, QUINN-LEE SR | |
| Heat 4 of 4 | | | |
| 1 | INDIANA TECH (A) | 40.07q | |
| | 1) MOORE, KEJAVON JR | 2) STANLEY, TREVOR SR | |
| | 3) COLLIER, DESHON FR | 4) SHARBAHN, WAYNE SR | |
| 2 | MARIAN (IND.) (A) | 40.74q | |
| | 1) JACKSON, DEVOHN SO | 2) CONDE, MOUSSA SO | |
| | 3) GARDNER, MARCELLION SR | 4) AKINYOSOYE, SOGO SR | |
| 3 | REINHARDT (A) | 41.47 | |
| | 1) STEGALL, L.J. SR | 2) COOK, DEZRIC FR | |
| | 3) GASAWAY, DALTON FR | 4) RICHARDSON, JAMES JR | |
| 4 | NORTHWESTERN (IOWA) (A) | 42.20 | |
| | 1) EICHMANN, BLAKE SO | 2) WEDEL, NATHAN JR | |
| | 3) BUTTERS, BRADY FR | 4) TE BRINK, LEVI JR | |
| 5 | YORK (NEB.) (A) | 42.98 | |
| | 1) PRICE, CARTER FR | 2) HELD, MASON SO | |
| | 3) FRY, BRANDIN JR | 4) THOMAS, KERMIT JR | |
| | MIDAMERICA NAZARENE (A) | DNF | |
| | 1) DENMAN, CALEB SR | 2) CONNER, STEPHEN SO | |
| | 3) GARCIA, NICHOLAS JR | 4) SAWYERR, DEVAN SR | |
| | TENNESSEE WESLEYAN (A) | DNF | |
| | 1) HARRIS, CADARIUS JR | 2) PALMER, NIC FR | |
| | 3) PARSON, JOSH JR | 4) HAWKINS, CHAZ JR | |

NAIA OUTDOOR TRACK & FIELD CHAMPIONSHIPS 2017

Gulf Shores, AL

Mickey Miller Blackwell Stadium

Weather: Sunny & Clear, Th- 80, Fr- 83, Sa- 84

Host: Gulf Shores Sports Commission

5/25/2017 - 5/27/2017

MEET OFFICIALS**Meet Director:**


Houston Young

Meet Referee:

Lawhorn/Thurber/ Mitchell

Timing:

www.cfpitiming.com

**OFFICIAL MEET REPORT**

printed: 5/27/2017 7:53 PM

RESULTS**#24 Men's 4 x 400m Relay**

| | | | | | |
|---------------------|---------|----------------------------------|--------------------------|-----------|----------------|
| W World | 2:54.29 | Valmon, Watts, Reynolds, Johnson | USA | 8/22/1993 | Stuttgart, GER |
| A American | 2:54.29 | Watts, Valmon, Reynolds, Johnson | USA national team | 8/22/1993 | Stuttgart, GER |
| N NAIA Championship | 3:05.40 | eSloan, Sanders, Dixon, White | Mississippi Valley State | 1981 | Houston, TX |
| C College Outdoor | 2:59.59 | Dardar, Willie, Brazell, Carter | L.S.U. | 6/11/2005 | Sacramento, CA |

6:25 PM (Day 3):**Finals**

| PI | Team | Time | Note | Pts |
|----|--|---------|---|-----|
| 1 | SOUTHERN-NO (A) 1) RICHARDS, DANIELLE JR 3) SAUNDERS, ALEX SR | 3:11.80 | 2) CAMPBELL, ACDANE FR 4) THOMPSON, JAHNOY SO | 10 |
| 2 | WAYLAND BAPTIST (A) 1) HANDSBOROUGH, KABRODERAN 3) SOUTIEN, JEAN SO | 3:12.44 | 2) HINDS, TRE SO 4) SKHOSANA, SONWABISO SO | 8 |
| 3 | MIDAMERICA NAZARENE (A) 1) ZITTERKOPF, ISAAC SO 3) ROBINSON, GEORGE SR | 3:13.71 | 2) SAWYERR, DEVAN SR 4) HASKIN, JOSHUA FR | 6 |
| 4 | BETHEL (IND.) (A) 1) BAUMGARTNER, BRETT SR 3) MOSES, ALEX SR | 3:15.97 | 2) SOWDERS, CONNOR SR 4) SPERRY, TRAVIS FR | 5 |
| 5 | OLIVET NAZARENE (A) 1) WILLIAMS, BRADY SO 3) WOODARD, JACOB FR | 3:17.35 | 2) BEST, ALVIN SR 4) LINTON, STEVEN FR | 4 |
| 6 | CARROLL (A) 1) PENDERGAST, DANIEL SO 3) HELM, STEVEN FR | 3:17.58 | 2) DUNLEY, JACK JR 4) NICKOL, KYLE SO | 3 |
| 7 | SOUTHERN OREGON (A) 1) EAST, MATT SR 3) BREMNER, CAMERON JR WILEY (A) 1) HAMILTON, RAJAY JR 3) EDGAR, MARBEQ JR | 3:24.37 | 2) FANELLI, GARY SR 4) QUARTEY, CEDRIC SR DQ 2) MORAIN, MORIBA JR 4) SHEARMAN, KIMORIE FR | 2 |

8:15 PM (Day 2):**Prelims**

| PI | Team | Time | Note | H(PI) |
|----|--|----------|---|-------|
| 1 | WILEY (A) 1) HAMILTON, RAJAY JR 3) PARKS, SHEVAN FR | 3:10.78q | 2) RALPH, QUINN-LEE SR 4) SHEARMAN, KIMORIE FR | 2(1) |
| 2 | WAYLAND BAPTIST (A) 1) TURNER, DEMETRIUS FR 3) GONZALEZ, JOEY JR | 3:11.97q | 2) SOUTIEN, JEAN SO 4) SKHOSANA, SONWABISO SO | 1(1) |

NAIA OUTDOOR TRACK & FIELD CHAMPIONSHIPS 2017

Gulf Shores, AL

Mickey Miller Blackwell Stadium

Weather: Sunny & Clear, Th- 80, Fr- 83, Sa- 84

Host: Gulf Shores Sports Commission

5/25/2017 - 5/27/2017

MEET OFFICIALS**Meet Director:**


Houston Young

Meet Referee:

Lawhorn/Thurber/ Mitchell

Timing:

www.cfpitiming.com

**OFFICIAL MEET REPORT**

printed: 5/27/2017 7:53 PM

RESULTS**#24 Men's 4 x 400m Relay (cont'd)**

8:15 PM (Day 2):

Prelims

| Pl | Team | Time | Note | H(Pl) |
|----|--------------------------|--------------------------|------|-------|
| 3 | SOUTHERN-NO (A) | 3:12.02q | | 2(2) |
| | 1) RICHARDS, DANIELLE JR | 2) CAMPBELL, ACDANE FR | | |
| | 3) SAUNDERS, ALEX SR | 4) THOMPSON, JAHNOY SO | | |
| 4 | BETHEL (IND.) (A) | 3:12.72q | | 2(3) |
| | 1) BAUMGARTNER, BRETT SR | 2) SOWDERS, CONNOR SR | | |
| | 3) MOSES, ALEX SR | 4) SPERRY, TRAVIS FR | | |
| 5 | MIDAMERICA NAZARENE (A) | 3:13.57q | | 2(4) |
| | 1) ZITTERKOPF, ISAAC SO | 2) SAWYERR, DEVAN SR | | |
| | 3) ROBINSON, GEORGE SR | 4) HASKIN, JOSHUA FR | | |
| 6 | OLIVET NAZARENE (A) | 3:14.67q | | 2(5) |
| | 1) WILLIAMS, BRADY SO | 2) BEST, ALVIN SR | | |
| | 3) WOODARD, JACOB FR | 4) LINTON, STEVEN FR | | |
| 7 | SOUTHERN OREGON (A) | 3:14.70q | | 2(6) |
| | 1) EAST, MATT SR | 2) FANELLI, GARY SR | | |
| | 3) BREMNER, CAMERON JR | 4) QUARTEY, CEDRIC SR | | |
| 8 | CARROLL (A) | 3:15.69q | | 1(2) |
| | 1) PENDERGAST, DANIEL SO | 2) DUNLEY, JACK JR | | |
| | 3) HELM, STEVEN FR | 4) NICKOL, KYLE SO | | |
| 9 | HUSTON-TILLOTSON (A) | 3:15.94 | | 1(3) |
| | 1) HARGROVE, WAYNE SR | 2) RICHMOND, OQUASMON SR | | |
| | 3) LANGLEY, DARIUS JR | 4) DIXON, RYAN SO | | |
| 10 | CONCORDIA (NEB.) (A) | 3:16.42 | | 1(4) |
| | 1) WIECHMAN, LUCAS SR | 2) RODGERS, JAKE FR | | |
| | 3) MATTERS, NATHAN SO | 4) MULLER, CJ SR | | |
| 11 | DILLARD (A) | 3:18.78 | | 2(7) |
| | 1) GORDON, LORENZO JR | 2) ARNOLD, TORREN JR | | |
| | 3) BARROW, TYRONE FR | 4) CRAIG, HAMPTON SO | | |
| 12 | KEISER UNIVERSITY (A) | 3:19.43 | | 2(8) |
| | 1) NELSON, TREVOR FR | 2) SEMIL, JUNIOR FR | | |
| | 3) THERMIDOR, EDENS JR | 4) RODEGHIER, AUSTIN FR | | |
| 13 | JARVIS CHRISTIAN (A) | 3:22.57 | | 1(5) |
| | 1) WOODARD, FABIAN JR | 2) ALLEN, DONTAYEOUS SR | | |
| | 3) GARNER, TIM FR | 4) MONROE, THOMAS FR | | |
| | MARIAN (IND.) (A) | DQ | | 1 |
| | 1) SNEIDERWINE, ZACH SR | 2) MURRAY, AARON SO | | |
| | 3) VINSON, MYCHAL FR | 4) CONDE, MOUSSA SO | | |
| | ST. AMBROSE (A) | DQ | | 1 |
| | 1) REEMTSMA, JACK SO | 2) FERRIS, MATT SR | | |
| | 3) WATKINS, MAJOR JR | 4) OHIOZE, MICHAEL SR | | |

NAIA OUTDOOR TRACK & FIELD CHAMPIONSHIPS 2017

Gulf Shores, AL

Mickey Miller Blackwell Stadium

Weather: Sunny & Clear, Th- 80, Fr- 83, Sa- 84

Host: Gulf Shores Sports Commission

5/25/2017 - 5/27/2017

MEET OFFICIALS**Meet Director:**


Houston Young

Meet Referee:

Lawhorn/Thurber/ Mitchell

Timing:

www.cfpitiming.com

**OFFICIAL MEET REPORT**

printed: 5/27/2017 7:53 PM

RESULTS**#24 Men's 4 x 400m Relay (cont'd)**

8:15 PM (Day 2):

Prelims

| PI Team | Time | Note | H(PI) |
|------------------------|------|------|-------|
| INDIANA TECH (A) | DQ | | 1 |
| 1) WILLIAMS, XAVIER SO | | | |
| 2) HESTER, JOHN SR | | | |
| 3) MUHAMMAD, QADIR SO | | | |
| 4) SPRINGER, GAIRY SO | | | |

HEAT RESULTS**Prelims**

| PI Team | Time | Note |
|---------------------------|----------|------|
| Heat 1 of 2 | | |
| 1 WAYLAND BAPTIST (A) | 3:11.97Q | |
| 1) TURNER, DEMETRIUS FR | | |
| 2) SOUTIEN, JEAN SO | | |
| 3) GONZALEZ, JOEY JR | | |
| 4) SKHOSANA, SONWABISO SO | | |
| 2 CARROLL (A) | 3:15.69Q | |
| 1) PENDERGAST, DANIEL SO | | |
| 2) DUNLEY, JACK JR | | |
| 3) HELM, STEVEN FR | | |
| 4) NICKOL, KYLE SO | | |
| 3 HUSTON-TILLOTSON (A) | 3:15.94 | |
| 1) HARGROVE, WAYNE SR | | |
| 2) RICHMOND, OQUASMON SR | | |
| 3) LANGLEY, DARIUS JR | | |
| 4) DIXON, RYAN SO | | |
| 4 CONCORDIA (NEB.) (A) | 3:16.42 | |
| 1) WIECHMAN, LUCAS SR | | |
| 2) RODGERS, JAKE FR | | |
| 3) MATTERS, NATHAN SO | | |
| 4) MULLER, CJ SR | | |
| 5 JARVIS CHRISTIAN (A) | 3:22.57 | |
| 1) WOODARD, FABIAN JR | | |
| 2) ALLEN, DONTAYEOUS SR | | |
| 3) GARNER, TIM FR | | |
| 4) MONROE, THOMAS FR | | |
| MARIAN (IND.) (A) | DQ | |
| 1) SNEIDERWINE, ZACH SR | | |
| 2) MURRAY, AARON SO | | |
| 3) VINSON, MYCHAL FR | | |
| 4) CONDE, MOUSSA SO | | |
| ST. AMBROSE (A) | DQ | |
| 1) REEMTSMA, JACK SO | | |
| 2) FERRIS, MATT SR | | |
| 3) WATKINS, MAJOR JR | | |
| 4) OHIOZE, MICHAEL SR | | |
| INDIANA TECH (A) | DQ | |
| 1) WILLIAMS, XAVIER SO | | |
| 2) HESTER, JOHN SR | | |
| 3) MUHAMMAD, QADIR SO | | |
| 4) SPRINGER, GAIRY SO | | |
| Heat 2 of 2 | | |
| 1 WILEY (A) | 3:10.78Q | |
| 1) HAMILTON, RAJAY JR | | |
| 2) RALPH, QUINN-LEE SR | | |
| 3) PARKS, SHEVAN FR | | |
| 4) SHEARMAN, KIMORIE FR | | |
| 2 SOUTHERN-NO (A) | 3:12.02Q | |
| 1) RICHARDS, DANIELLE JR | | |
| 2) CAMPBELL, ACDANE FR | | |
| 3) SAUNDERS, ALEX SR | | |
| 4) THOMPSON, JAHNOY SO | | |
| 3 BETHEL (IND.) (A) | 3:12.72 | |

q

NAIA OUTDOOR TRACK & FIELD CHAMPIONSHIPS 2017

Gulf Shores, AL

Mickey Miller Blackwell Stadium

Weather: Sunny & Clear, Th- 80, Fr- 83, Sa- 84

Host: Gulf Shores Sports Commission

5/25/2017 - 5/27/2017

MEET OFFICIALS**Meet Director:**


Houston Young

Meet Referee:

Lawhorn/Thurber/ Mitchell

Timing:

www.cfpitiming.com

**OFFICIAL MEET REPORT**

printed: 5/27/2017 7:53 PM

RESULTS**#24 Men's 4 x 400m Relay (cont'd)****Prelims**

| Pl | Team | Time | Note |
|----|--|----------|--|
| 5 | OLIVET NAZARENE (A) 1) BAUMGARTNER, BRETT SR 3) MOSES, ALEX SR | 3:14.67q | 2) SOWDERS, CONNOR SR 4) SPERRY, TRAVIS FR |
| 6 | SOUTHERN OREGON (A) 1) WILLIAMS, BRADY SO 3) WOODARD, JACOB FR | 3:14.70q | 2) BEST, ALVIN SR 4) LINTON, STEVEN FR |
| 7 | DILLARD (A) 1) EAST, MATT SR 3) BREMNER, CAMERON JR | 3:18.78 | 2) FANELLI, GARY SR 4) QUARTEY, CEDRIC SR |
| 8 | KEISER UNIVERSITY (A) 1) GORDON, LORENZO JR 3) BARROW, TYRONE FR | 3:19.43 | 2) ARNOLD, TORREN JR 4) CRAIG, HAMPTON SO |
| | | | 2) SEMIL, JUNIOR FR 4) RODEGHIER, AUSTIN FR |

#44 Men's 4 x 800m Relay

| | | | | | | |
|---|-------------------|---------|---------------------------------|-------------------|-----------|----------------|
| W | World | 7:02.43 | Mutua, Yiampoy, Kombich, Bungei | KEN | 8/25/2006 | Brussels, BEL |
| N | NAIA Championship | 7:26.13 | Reid, Franz, Lindsey, Shaw | Azusa Pacific, CA | 2004 | Louisville, KY |
| C | College Outdoor | 7:08.96 | Richardson, Davis, Scott, Stahr | Arizona State | 4/7/1984 | Tempe, AZ |

5:50 PM (Day 2):**Finals**

| Pl | Team | Time | Note | Pts |
|----|---|---------|--|-----|
| 1 | BRITISH COLUMBIA (A) 1) TRUMMER, MAX JR 3) KRAMER, RHYS FR | 7:33.45 | 2) TAYLOR, CHRISTOPHER SR 4) JARRON, LUKAS SR | 10 |
| 2 | INDIANA TECH (A) 1) BECKHAM, DEVONTA SO 3) ADAIR, MATT SR | 7:34.08 | 2) MARROW, DEVON SR 4) RUNYAN, LUKE JR | 8 |
| 3 | SIENA HEIGHTS (A) 1) DUGGAN, JAREB FR 3) VERMILYE, ANTHONY SR | 7:34.87 | 2) MUESSIG, DOMINIC SR 4) RODDEN, BRENT SO | 6 |
| 4 | COLUMBIA (MO.) (A) 1) SCHENCK, SETH JR 3) LAWSON, TYLER SO | 7:36.16 | 2) LINE, TRAVIS FR 4) HOLMAN, MALIK FR | 5 |
| 5 | INDIANA WESLEYAN (A) 1) STRATTON, NOAH JR 3) NEIDECK, JOSHUA JR | 7:38.68 | 2) ELLENS, CHAD SO 4) OLSON, MICHAEL JR | 4 |
| 6 | DORDT (A) 1) DRAKE, CALEB SR 3) VANDER KOOI, NICK SR | 7:41.65 | 2) ECKELS, JOSIAH SR 4) WENSINK, SAM SR | 3 |

NAIA OUTDOOR TRACK & FIELD CHAMPIONSHIPS 2017

Gulf Shores, AL

Mickey Miller Blackwell Stadium

Weather: Sunny & Clear, Th- 80, Fr- 83, Sa- 84

Host: Gulf Shores Sports Commission

5/25/2017 - 5/27/2017

MEET OFFICIALS**Meet Director:**


Houston Young

Meet Referee:

Lawhorn/Thurber/ Mitchell

Timing:

www.cfpitiming.com

**OFFICIAL MEET REPORT**

printed: 5/27/2017 7:53 PM

RESULTS**#44 Men's 4 x 800m Relay (cont'd)**

5:50 PM (Day 2):

Finals

| Pl | Team | Time | Note | Pts |
|----|-----------------------------|---------|-----------------------|-----|
| 7 | LINDENWOOD-BELLEVILLE (A) | 7:44.41 | | 2 |
| | 1) BEAL, JOSH SR | | 2) ALCORN, EVAN JR | |
| | 3) MUNOZ-LECHUGA, FABIAN JR | | 4) BLANCO, VICENTE JR | |
| 8 | MORNINGSIDE (A) | 7:47.16 | | 1 |
| | 1) HISER, KYLE SR | | 2) DEVRIES, ALEC JR | |
| | 3) SCHILTZ, DREW SR | | 4) GREEN, JACOB JR | |

6:15 PM (Day 1):

Prelims

| Pl | Team | Time | Note | H(Pl) |
|----|-----------------------------|----------|------------------------|-------|
| 1 | SIENA HEIGHTS (A) | 7:34.04q | | 2(1) |
| | 1) DUGGAN, JAREB FR | | 2) MUESSIG, DOMINIC SR | |
| | 3) VERMILYE, ANTHONY SR | | 4) RODDEN, BRENT SO | |
| 2 | BRITISH COLUMBIA (A) | 7:34.84q | | 1(1) |
| | 1) POLLARD, ERIC JR | | 2) TRUMMER, MAX JR | |
| | 3) KRAMER, RHYS FR | | 4) JARRON, LUKAS SR | |
| 3 | INDIANA TECH (A) | 7:35.80q | | 1(2) |
| | 1) ADAIR, MATT SR | | 2) BECKHAM, DEVONTA SO | |
| | 3) MARROW, DEVON SR | | 4) RUNYAN, LUKE JR | |
| 4 | COLUMBIA (MO.) (A) | 7:36.24q | | 3(1) |
| | 1) SCHENCK, SETH JR | | 2) LAWSON, TYLER SO | |
| | 3) LINE, TRAVIS FR | | 4) HOLMAN, MALIK FR | |
| 5 | LINDENWOOD-BELLEVILLE (A) | 7:36.47q | | 3(2) |
| | 1) BEAL, JOSH SR | | 2) ALCORN, EVAN JR | |
| | 3) MUNOZ-LECHUGA, FABIAN JR | | 4) BLANCO, VICENTE JR | |
| 6 | MORNINGSIDE (A) | 7:37.00q | | 3(3) |
| | 1) HISER, KYLE SR | | 2) DEVRIES, ALEC JR | |
| | 3) SCHILTZ, DREW SR | | 4) GREEN, JACOB JR | |
| 7 | DORDT (A) | 7:37.17q | | 4(1) |
| | 1) DRAKE, CALEB SR | | 2) ECKELS, JOSIAH SR | |
| | 3) VANDER KOOI, NICK SR | | 4) WENSINK, SAM SR | |
| 8 | INDIANA WESLEYAN (A) | 7:37.46q | | 4(2) |
| | 1) STRATTON, NOAH JR | | 2) ELLENS, CHAD SO | |
| | 3) NEIDECK, JOSHUA JR | | 4) OLSON, MICHAEL JR | |
| 9 | EASTERN OREGON (A) | 7:37.63 | | 1(3) |
| | 1) NAVARRO, ALEX SO | | 2) INWARDS, LANE SO | |
| | 3) MORRELL III, THOMAS FR | | 4) ZIMMERLY, DUSTIN FR | |
| 10 | WAYLAND BAPTIST (A) | 7:39.32 | | 4(3) |
| | 1) GONZALEZ, JOEY JR | | 2) GONZALES, BRIAN FR | |
| | 3) BERHE, ADAM JR | | 4) HINDS, TRE SO | |

NAIA OUTDOOR TRACK & FIELD CHAMPIONSHIPS 2017

Gulf Shores, AL

Mickey Miller Blackwell Stadium

Weather: Sunny & Clear, Th- 80, Fr- 83, Sa- 84

Host: Gulf Shores Sports Commission

5/25/2017 - 5/27/2017

MEET OFFICIALS**Meet Director:**


Houston Young

Meet Referee:

Lawhorn/Thurber/ Mitchell

Timing:

www.cfpitiming.com

**OFFICIAL MEET REPORT**

printed: 5/27/2017 7:53 PM

RESULTS**#44 Men's 4 x 800m Relay (cont'd)**

6:15 PM (Day 1):

Prelims

| Pl | Team | | Time | Note | H(Pl) |
|----|---------------------------|-------------------------------|---------|------|-------|
| 11 | GRACE (A) | | 7:39.35 | | 4(4) |
| | 1) REED, HUNTER SR | 2) HOUVENER, TYLER JR | | | |
| | 3) LANE, NATHAN JR | 4) HALL, SAM SO | | | |
| 12 | ST. FRANCIS (ILL.) (A) | | 7:39.85 | | 2(2) |
| | 1) LIMA, ALEX SO | 2) SANCHEZ, AARON JR | | | |
| | 3) PRINCIPATO, JOHN JR | 4) SANTILLO, JOEY SR | | | |
| 13 | NORTHWESTERN (IOWA) (A) | | 7:40.27 | | 4(5) |
| | 1) GOETSCH, TANNER JR | 2) EPP, HANS JR | | | |
| | 3) ROSE, TIM JR | 4) HOLLINGER, PETER SO | | | |
| 14 | AQUINAS (A) | | 7:42.08 | | 1(4) |
| | 1) LAFAVE, ARIK FR | 2) BUNDY, ADAM SO | | | |
| | 3) HARDING, GRAYSON FR | 4) CICHON, ADAM SR | | | |
| 15 | ROCKY MOUNTAIN (A) | | 7:43.15 | | 2(3) |
| | 1) PETSCH, ISAAC SO | 2) GIOVAGNOLI, CHRISTOPHER SO | | | |
| | 3) KETCHUM, SHANE FR | 4) PETSCH, FRED JR | | | |
| 16 | OLIVET NAZARENE (A) | | 7:43.92 | | 1(5) |
| | 1) GABRIELE, TYLER JR | 2) MEYER, WESLEY FR | | | |
| | 3) MONTGOMERY, MATTHEW SR | 4) MEEHAN, MATT SO | | | |
| 17 | CORNERSTONE (A) | | 7:44.24 | | 2(4) |
| | 1) SILVEY, NATE FR | 2) FELDPAUSCH, ZACH JR | | | |
| | 3) DEBOER, JOEY SO | 4) VROEGH, KEVIN JR | | | |
| 18 | ST. MARY (KAN.) (A) | | 7:44.58 | | 1(6) |
| | 1) ADAMS, MESHACH SR | 2) TYLL, MICHAEL JR | | | |
| | 3) JOHNSON, JERMIE JR | 4) MICHAEL, TEGAN SR | | | |
| 19 | DOANE (A) | | 7:45.90 | | 3(4) |
| | 1) APPEL, COLIN JR | 2) FLYNN, CHANDLER SO | | | |
| | 3) HARSIN, TANNER FR | 4) VARELA, ALAN SO | | | |
| 20 | WILEY (A) | | 7:49.00 | | 3(5) |
| | 1) DE LA ROSA, DARION JR | 2) PARKS, SHEVAN FR | | | |
| | 3) KANDIE, LABAN FR | 4) HAMILTON, RAJAY JR | | | |
| 21 | LEWIS-CLARK (A) | | 7:49.81 | | 3(6) |
| | 1) STYNER, JESSE JR | 2) DAVIS, JOEY SR | | | |
| | 3) BARRETT, NEHEMIAH SR | 4) SMITH, TOMISLAV SR | | | |
| 22 | BRIAR CLIFF (A) | | 7:51.23 | | 1(7) |
| | 1) HANING, JOSH FR | 2) THELEN, TOMMY SR | | | |
| | 3) HEINRICHS, JOE JR | 4) KOLLASCH, TONY SO | | | |
| 23 | CONCORDIA (NEB.) (A) | | 7:52.04 | | 2(5) |
| | 1) MCALLISTER, JOSIAH SO | 2) TAYLOR, THOMAS SO | | | |
| | 3) FERGUSON, SAMUEL SO | 4) WORTMANN, PATRICK JR | | | |

NAIA OUTDOOR TRACK & FIELD CHAMPIONSHIPS 2017

Gulf Shores, AL

Mickey Miller Blackwell Stadium

Weather: Sunny & Clear, Th- 80, Fr- 83, Sa- 84

Host: Gulf Shores Sports Commission

5/25/2017 - 5/27/2017

MEET OFFICIALS**Meet Director:**


Houston Young

Meet Referee:

Lawhorn/Thurber/ Mitchell

Timing:

www.cfpitiming.com

**OFFICIAL MEET REPORT**

printed: 5/27/2017 7:53 PM

RESULTS**#44 Men's 4 x 800m Relay (cont'd)**

6:15 PM (Day 1):

Prelims

| Pl Team | | Time | Note | H(Pl) |
|------------------------|-----------------------|---------|------|-------|
| 24 CARROLL (A) | | 7:55.63 | | 4(6) |
| 1) HECKER, DARREN SO | 2) HYATT, CHANCE JR | | | |
| 3) MULLENER, JOE FR | 4) DUNLEY, JACK JR | | | |
| 25 DAKOTA STATE (A) | | 8:01.86 | | 2(6) |
| 1) DERR, ALEX FR | 2) HERMANN, COREY SO | | | |
| 3) HARMING, CAMERON FR | 4) TEJADA, CLAUDIO SR | | | |
| TENNESSEE WESLEYAN (A) | | DNF | | 2 |
| 1) PAYTON, DARREN JR | 2) TUPPS, TJ FR | | | |
| 3) WOODRUFF, ISAIAH SO | 4) WILSON, SHELDON SR | | | |

HEAT RESULTS**Prelims**

| Pl Team | | Time | Note |
|---------------------------|------------------------|----------|------|
| Heat 1 of 4 | | | |
| 1 BRITISH COLUMBIA (A) | | 7:34.84q | |
| 1) POLLARD, ERIC JR | 2) TRUMMER, MAX JR | | |
| 3) KRAMER, RHYS FR | 4) JARRON, LUKAS SR | | |
| 2 INDIANA TECH (A) | | 7:35.80q | |
| 1) ADAIR, MATT SR | 2) BECKHAM, DEVONTA SO | | |
| 3) MARROW, DEVON SR | 4) RUNYAN, LUKE JR | | |
| 3 EASTERN OREGON (A) | | 7:37.63 | |
| 1) NAVARRO, ALEX SO | 2) INWARDS, LANE SO | | |
| 3) MORRELL III, THOMAS FR | 4) ZIMMERLY, DUSTIN FR | | |
| 4 AQUINAS (A) | | 7:42.08 | |
| 1) LAFAVE, ARIK FR | 2) BUNDY, ADAM SO | | |
| 3) HARDING, GRAYSON FR | 4) CICHON, ADAM SR | | |
| 5 OLIVET NAZARENE (A) | | 7:43.92 | |
| 1) GABRIELE, TYLER JR | 2) MEYER, WESLEY FR | | |
| 3) MONTGOMERY, MATTHEW SR | 4) MEEHAN, MATT SO | | |
| 6 ST. MARY (KAN.) (A) | | 7:44.58 | |
| 1) ADAMS, MESHACH SR | 2) TYLL, MICHAEL JR | | |
| 3) JOHNSON, JERMIE JR | 4) MICHAEL, TEGAN SR | | |
| 7 BRIAR CLIFF (A) | | 7:51.23 | |
| 1) HANING, JOSH FR | 2) THELEN, TOMMY SR | | |
| 3) HEINRICHS, JOE JR | 4) KOLLASCH, TONY SO | | |
| Heat 2 of 4 | | | |
| 1 SIENA HEIGHTS (A) | | 7:34.04q | |
| 1) DUGGAN, JAREB FR | 2) MUESSIG, DOMINIC SR | | |
| 3) VERMILYE, ANTHONY SR | 4) RODDEN, BRENT SO | | |
| 2 ST. FRANCIS (ILL.) (A) | | 7:39.85 | |

NAIA OUTDOOR TRACK & FIELD CHAMPIONSHIPS 2017

Gulf Shores, AL

Mickey Miller Blackwell Stadium

Weather: Sunny & Clear, Th- 80, Fr- 83, Sa- 84

Host: Gulf Shores Sports Commission

5/25/2017 - 5/27/2017

MEET OFFICIALS**Meet Director:**


Houston Young

Meet Referee:

Lawhorn/Thurber/ Mitchell

Timing:

www.cfpitiming.com

**OFFICIAL MEET REPORT**

printed: 5/27/2017 7:53 PM

RESULTS**#44 Men's 4 x 800m Relay (cont'd)****Prelims**


| Pl | Team | Time | Note |
|--------------------|-----------------------------|----------|------|
| | 1) LIMA, ALEX SO | | |
| | 2) SANCHEZ, AARON JR | | |
| | 3) PRINCIPATO, JOHN JR | | |
| | 4) SANTILLO, JOEY SR | | |
| 4 | CORNERSTONE (A) | 7:44.24 | |
| | 1) SILVEY, NATE FR | | |
| | 2) FELDPAUSCH, ZACH JR | | |
| | 3) DEBOER, JOEY SO | | |
| | 4) VROEGH, KEVIN JR | | |
| 5 | CONCORDIA (NEB.) (A) | 7:52.04 | |
| | 1) MCALLISTER, JOSIAH SO | | |
| | 2) TAYLOR, THOMAS SO | | |
| | 3) FERGUSON, SAMUEL SO | | |
| | 4) WORTMANN, PATRICK JR | | |
| 6 | DAKOTA STATE (A) | 8:01.86 | |
| | 1) DERR, ALEX FR | | |
| | 2) HERMANN, COREY SO | | |
| | 3) HARMING, CAMERON FR | | |
| | 4) TEJADA, CLAUDIO SR | | |
| | TENNESSEE WESLEYAN (A) | | DNF |
| | 1) PAYTON, DARREN JR | | |
| | 2) TUPPS, TJ FR | | |
| | 3) WOODRUFF, ISAIAH SO | | |
| | 4) WILSON, SHELDON SR | | |
| Heat 3 of 4 | | | |
| 1 | COLUMBIA (MO.) (A) | 7:36.24q | |
| | 1) SCHENCK, SETH JR | | |
| | 2) LAWSON, TYLER SO | | |
| | 3) LINE, TRAVIS FR | | |
| | 4) HOLMAN, MALIK FR | | |
| 2 | LINDENWOOD-BELLEVILLE (A) | 7:36.47q | |
| | 1) BEAL, JOSH SR | | |
| | 2) ALCORN, EVAN JR | | |
| | 3) MUNOZ-LECHUGA, FABIAN JR | | |
| | 4) BLANCO, VICENTE JR | | |
| 3 | MORNINGSIDE (A) | 7:37.00q | |
| | 1) HISER, KYLE SR | | |
| | 2) DEVRIES, ALEC JR | | |
| | 3) SCHILTZ, DREW SR | | |
| | 4) GREEN, JACOB JR | | |
| 4 | DOANE (A) | 7:45.90 | |
| | 1) APPEL, COLIN JR | | |
| | 2) FLYNN, CHANDLER SO | | |
| | 3) HARSIN, TANNER FR | | |
| | 4) VARELA, ALAN SO | | |
| 5 | WILEY (A) | 7:49.00 | |
| | 1) DE LA ROSA, DARION JR | | |
| | 2) PARKS, SHEVAN FR | | |
| | 3) KANDIE, LABAN FR | | |
| | 4) HAMILTON, RAJAY JR | | |
| 6 | LEWIS-CLARK (A) | 7:49.81 | |
| | 1) STYNER, JESSE JR | | |
| | 2) DAVIS, JOEY SR | | |
| | 3) BARRETT, NEHEMIAH SR | | |
| | 4) SMITH, TOMISLAV SR | | |
| Heat 4 of 4 | | | |
| 1 | DORDT (A) | 7:37.17q | |
| | 1) DRAKE, CALEB SR | | |
| | 2) ECKELS, JOSIAH SR | | |
| | 3) VANDER KOOI, NICK SR | | |
| | 4) WENSINK, SAM SR | | |
| 2 | INDIANA WESLEYAN (A) | 7:37.46q | |
| | 1) STRATTON, NOAH JR | | |
| | 2) ELLENS, CHAD SO | | |
| | 3) NEIDECK, JOSHUA JR | | |
| | 4) OLSON, MICHAEL JR | | |
| 3 | WAYLAND BAPTIST (A) | 7:39.32 | |

NAIA OUTDOOR TRACK & FIELD CHAMPIONSHIPS 2017

Gulf Shores, AL
 Mickey Miller Blackwell Stadium
 Weather: Sunny & Clear, Th- 80, Fr- 83, Sa- 84
 Host: Gulf Shores Sports Commission
 5/25/2017 - 5/27/2017

MEET OFFICIALS

Meet Director:
 Houston Young
Meet Referee:
 Lawhorn/Thurber/ Mitchell
Timing:
 www.cfpitiming.com



OFFICIAL MEET REPORT
 printed: 5/27/2017 7:53 PM

RESULTS

#44 Men's 4 x 800m Relay (cont'd)

Prelims

| Pl | Team | Time | Note |
|----|-------------------------|---------|------|
| 5 | NORTHWESTERN (IOWA) (A) | 7:40.27 | |
| 6 | CARROLL (A) | 7:55.63 | |

#26 Men's High Jump

| Level | Height | Name | Country | Date | Location |
|-------|--------|------------------|------------------|-----------|----------------|
| W | 2.45m | Javier Sotomayor | CUB | 7/27/1993 | Salamanca, ESP |
| A | 2.40m | Charles Austin | unattached | 8/7/1991 | Zurich, SWI |
| N | 2.22m | Mike Mason | British Columbia | 2006 | Fresno, CA |
| C | 2.38m | Hollis Conway | S. W. Louisiana | 6/3/1989 | Provo, UT |

4:30 PM (Day 2):

| Pl | Name | Yr | Team | Mark | 1.98 | 2.03 | 2.06 | 2.09 | 2.12 | 2.15 | 2.18 | 2.23 | Pts |
|----|---------------------|----|-------------|---|------|------|------|------|------|------|------|------|-----|
| 1 | KNIGHT, CORION | JR | FLORIDA ME | 2.18m 7' 1 ³ / ₄ " | O | O | P | XO | O | O | O | XXX | 10 |
| 2 | MOATS, JACOB | SR | DORDT | 2.15m 7' 0 ¹ / ₂ " | P | O | P | O | XXO | XO | XXX | | 8 |
| 3 | COTA, ANTHONY | JR | WESTMONT | 2.09m 6' 10 ¹ / ₄ " | O | O | XXO | XO | XXX | | | | 6 |
| 4 | HIGHTOWER, DAKARAI | JR | DOANE | 2.06m 6' 9" | P | P | XXO | XXX | | | | | 5 |
| 5 | JORDAN, KEITH | FR | SIENA HEIG | 2.06m 6' 9" | O | XXO | XXO | XXX | | | | | 4 |
| 6 | MCCASTLE, CORNELIUS | JR | WILLIAM PE | 2.03m 6' 7 ³ / ₄ " | O | O | P | XXX | | | | | 3 |
| 7 | CHERY, GEORGES | FR | FLORIDA ME | 2.03m 6' 7 ³ / ₄ " | O | XO | XXX | | | | | | 2 |
| 8 | PALMER, NICK | FR | JARVIS CHRI | 2.03m 6' 7 ³ / ₄ " | XO | XO | XXX | | | | | | 1 |
| 9 | DELLA SIEGA, JOEL | FR | BRITISH CO | 2.03m 6' 7 ³ / ₄ " | O | XXO | XXX | | | | | | |
| 9 | ZITTERKOPF, ISAAC | SO | MIDAMERIC | 2.03m 6' 7 ³ / ₄ " | O | XXO | XXX | | | | | | |
| 11 | MCKEOWN, NATE | FR | AQUINAS | 1.98m 6' 6" | XO | XXX | | | | | | | |
| 11 | RUSSELL, BRAYDEN | SO | CAMPBELLS | 1.98m 6' 6" | XO | XXX | | | | | | | |
| 11 | BECKER, AUSTIN | FR | DOANE | 1.98m 6' 6" | XO | XXX | | | | | | | |
| 14 | VENTRY, JOE | SR | YORK (NEB.) | 1.98m 6' 6" | XXO | XXX | | | | | | | |
| | LAWSON, WINSTON | SR | VANGUARD | NH | P | P | XXX | | | | | | |
| | MUNKHOLM, JONNYTHAN | JR | MENLO COL | NH | XXX | | | | | | | | |

#28 Men's Pole Vault

| Level | Height | Name | Country | Date | Location |
|-------|--------|------------------|-----------------------|-----------|----------------|
| W | 6.14m | Sergey Budka | UKR | 7/31/1994 | Sestriere, ITA |
| A | 6.04m | Brad Walker | Nike | 6/8/2008 | Eugene, OR |
| N | 5.56m | Billy Olson | Abilene Christian, TX | 1982 | Charleston, WV |
| C | 5.98m | Lawrence Johnson | Tennessee | 5/25/1996 | Knoxville, TN |

1:00 PM (Day 3):


| Pl | Name | Yr | Team | Mark | 4.70 | 4.75 | 4.80 | 4.85 | 4.90 | 4.95 | 5.00 | 5.05 | 5.10 | 5.15 | Pts |
|----|------------------|----|--------------|--|------|------|------|------|------|------|------|------|------|------|-----|
| 1 | WIECHMAN, LUCAS | SR | CONCORDIA | 5.15m 16' 10 ³ / ₄ " | P | P | O | P | O | P | XP | O | XP | O | 10 |
| 2 | BELL, CURTIS | JR | AQUINAS | 5.10m 16' 8 ³ / ₄ " | P | P | O | P | XO | P | O | O | O | XXX | 8 |
| 3 | MCKENZIE, JUSTIN | JR | INDIANA TE | 5.10m 16' 8 ³ / ₄ " | O | P | O | P | O | P | XO | XXP | O | XXX | 6 |
| 4 | CONDE, MOUSSA | SO | MARIAN (IND) | 5.00m 16' 4 ³ / ₄ " | O | P | XXO | P | XO | P | O | XXP | X | | 5 |

NAIA OUTDOOR TRACK & FIELD CHAMPIONSHIPS 2017

Gulf Shores, AL
 Mickey Miller Blackwell Stadium
 Weather: Sunny & Clear, Th- 80, Fr- 83, Sa- 84
 Host: Gulf Shores Sports Commission
 5/25/2017 - 5/27/2017

MEET OFFICIALS

Meet Director:
Houston Young
Meet Referee:
Lawhorn/Thurber/ Mitchell
Timing:
www.cfpitiming.com



OFFICIAL MEET REPORT
 printed: 5/27/2017 7:53 PM

RESULTS

#28 Men's Pole Vault (cont'd)

| Pl | Name | Yr Team | Mark | 4.50 | 4.60 | Pts |
|----|------------------|-----------------|---|------|------|-----|
| 5 | JOHNSON, DEVONTE | FR SIENA HEIG | 4.90m 16' 0 ³ / ₄ " | P | O | 4 |
| 6 | BRADY, KEATON | SO CARROLL | 4.80m 15' 9" | XO | P | 3 |
| 7 | KLEIN, ANDREW | JR DOANE | 4.80m 15' 9" | XO | P | 2 |
| 8 | BECKER, DANIEL | SO JUDSON | 4.75m 15' 7" | O | O | 1 |
| 9 | OELKE, HOLDEN | SR DOANE | 4.70m 15' 5" | O | XXX | |
| 9 | BUSH, MATT | SR BAKER | 4.70m 15' 5" | O | XXX | |
| 11 | SUDBECK, LEVI | FR DOANE | 4.70m 15' 5" | XO | XXX | |
| 11 | BERZLEY, SCOTT | SO AQUINAS | 4.70m 15' 5" | XO | XXX | |
| 13 | MESSER, WILLIAM | FR RIO GRAND | 4.70m 15' 5" | XXO | XXX | |
| 14 | WILSON, CLAYTON | SO MARIAN (IND) | 4.60m 15' 1" | XXX | | |
| 15 | GRETZ, SETH | JR OREGON TE | 4.50m 14' 9" | XXX | | |
| 20 | STEITZ, KIVEN | SR CENTRAL M | 4.50m 14' 9" | XXX | | |
| 4 | CONDE, MOUSSA | SO MARIAN (IND) | (cont'd) | P | O | 5 |
| 5 | JOHNSON, DEVONTE | FR SIENA HEIG | (cont'd) | P | O | 4 |
| 6 | BRADY, KEATON | SO CARROLL | (cont'd) | O | P | 3 |
| 8 | BECKER, DANIEL | SO JUDSON | (cont'd) | XO | O | 1 |
| 9 | OELKE, HOLDEN | SR DOANE | (cont'd) | P | XO | |
| 9 | BUSH, MATT | SR BAKER | (cont'd) | XO | P | |
| 11 | SUDBECK, LEVI | FR DOANE | (cont'd) | O | XO | |
| 11 | BERZLEY, SCOTT | SO AQUINAS | (cont'd) | XO | O | |
| 13 | MESSER, WILLIAM | FR RIO GRAND | (cont'd) | XO | P | |
| 14 | WILSON, CLAYTON | SO MARIAN (IND) | 4.60m 15' 1" | XXO | XO | |
| 15 | GRETZ, SETH | JR OREGON TE | 4.50m 14' 9" | O | P | |
| 15 | REICHERT, TYRELL | SO CONCORDIA | 4.50m 14' 9" | O | XXX | |
| 15 | HIDALGO, LUCAS | FR EASTERN O | 4.50m 14' 9" | O | XXX | |
| 15 | HILBORN, GUNNAR | SR CARROLL | 4.50m 14' 9" | O | XXX | |
| 19 | BROADUS, JOSHUA | SO CENTRAL M | 4.50m 14' 9" | XO | XXX | |
| 20 | STEITZ, KIVEN | SR CENTRAL M | 4.50m 14' 9" | XXO | P | |
| | DEHAAN, JONATHAN | FR TAYLOR | NH | P | XXX | |
| | JOHNSON, GARRETT | FR MARIAN (IND) | NH | XXX | | |
| | BESAND, PEYTON | FR CENTRAL M | NH | XXX | | |
| | BROWN, ISAIAH | FR MIDLAND | NH | XXX | | |

#30 Men's Long Jump

| | | | | | | |
|---|-------------------|-------|--------------|------------------|-----------|-----------------|
| W | World | 8.95m | Mike Powell | USA | 8/30/1991 | Tokyo, JPN |
| A | American | 8.95m | Mike Powell | Foot Locker AC | 8/30/1991 | Tokyo, JPN |
| N | NAIA Championship | 8.09m | Joshua Owusu | Angelo State, TX | 1974 | Arkadelphia, AR |
| C | College Outdoor | 8.74m | Erick Walder | Arkansas | 4/2/1994 | El Paso, TX |

1:00 PM (Day 2):


| Pl | Name | Yr Team | Mark | Rnd 1 | Rnd 2 | Rnd 3 | Rnd 4 | Rnd 5 | Rnd 6 | F(Pl) | Pts |
|----|-------------------------|---------------|--|-------------|-------------|-------------|-------------|-------------|-------------|-------|-----|
| 1 | NILSSON MONTLER, THOBIA | FR KEISER UNI | 7.66m 25' 1 ³ / ₄ " (+2.1) | 7.43 (+2.8) | (+1.5) | 7.65 (+1.8) | 7.52 (+0.0) | 7.53 (+3.3) | 7.66 (+2.1) | 2(1) | 10 |
| 2 | MOSHELEKETI, GOABAONE | JR LINDSEY WI | 7.66m 25' 1 ³ / ₄ " (+1.8) | 7.64 (+3.4) | 7.57 (+0.3) | 7.52 (+0.6) | 5.46 (+0.3) | 7.53 (+3.5) | 7.66 (+1.8) | 2(1) | 8 |
| 3 | KNIGHT, CORION | JR FLORIDA ME | 7.57m 24' 10" (+2.5) | 7.35 (+2.4) | 7.29 (+3.2) | 7.57 (+2.5) | FOUL | 7.53 (+2.1) | FOUL | 1(1) | 6 |
| 4 | BELTZ, ZACH | SO SOUTHERN | 7.57m 24' 10" (+2.6) | 7.38 (+2.4) | 7.26 (+2.8) | 7.09 (+1.4) | 7.57 (+2.6) | 6.82 (+1.2) | 7.00 (+1.3) | 1(1) | 5 |
| 5 | BOYD, LEON | JR WAYLAND B | 7.56m 24' 9 ³ / ₄ " (+3.3) | 7.44 (+3.7) | 7.21 (-0.1) | 7.17 (+3.2) | 7.30 (+1.4) | 7.56 (+3.3) | FOUL | 1(3) | 4 |
| 6 | DIXON, ALAIN | JR INDIANA TE | 7.26m 23' 10" (+2.4) | 7.26 (+2.4) | FOUL | FOUL | 6.97 (+3.1) | FOUL | FOUL | 3(1) | 3 |

NAIA OUTDOOR TRACK & FIELD CHAMPIONSHIPS 2017

Gulf Shores, AL
 Mickey Miller Blackwell Stadium
 Weather: Sunny & Clear, Th- 80, Fr- 83, Sa- 84
 Host: Gulf Shores Sports Commission
 5/25/2017 - 5/27/2017

MEET OFFICIALS

Meet Director:
 Houston Young
Meet Referee:
 Lawhorn/Thurber/ Mitchell
Timing:
 www.cfpitiming.com



OFFICIAL MEET REPORT
 printed: 5/27/2017 7:53 PM

RESULTS

#30 Men's Long Jump (cont'd)

1:00 PM (Day 2):

| Pl | Name | Yr | Team | Mark | Rnd 1 | Rnd 2 | Rnd 3 | Rnd 4 | Rnd 5 | Rnd 6 | F (Pl) | Pts |
|----|----------------------|----|--------------|---|-------------|-------------|-------------|-------|-------------|-------------|--------|-----|
| 7 | HARRIS, K'LAN | JR | LINDSEY WI | 7.25m 23' 9 ¹ / ₂ " (+3.6) | 7.13 (+2.2) | FOUL | 7.25 (+3.6) | FOUL | 7.23 (+1.8) | 6.88 (+2.0) | 3(2) | 2 |
| 8 | PARTEE, JORDAN | JR | INDIANA TE | 7.22m 23' 8 ¹ / ₄ " (+2.4) | FOUL | FOUL | 7.18 (+0.3) | FOUL | FOUL | 7.22 (+2.4) | 1(4) | 1 |
| 9 | DOTSON, VERNEST | SR | HUSTON-TIL | 7.08m 23' 2 ³ / ₄ " (+2.0) | 6.77 (+2.7) | 7.08 (+2.0) | 6.72 (+2.9) | PASS | PASS | PASS | 3(3) | |
| 10 | ROBINSON, CARRINGTON | SR | INDIANA TE | 7.07m 23' 2 ¹ / ₂ " (+1.2) | 7.06 (+4.1) | 7.06 (+0.6) | 7.07 (+1.2) | | | | 3(4) | |
| 11 | SNORGRASS, WILLIAM | JR | GRACELAND | 7.06m 23' 2" (+3.1) | FOUL | FOUL | 7.06 (+3.1) | | | | 3(5) | |
| 12 | LIGGINS, JAY | SO | DICKINSON | 7.04m 23' 1 ¹ / ₄ " (+2.0) | 7.04 (+2.0) | 7.01 (+1.5) | FOUL | | | | 1(5) | |
| 13 | DISHMOND, STEPHEN | FR | VOORHEES | 7.00m 22' 11 ³ / ₄ " (+3.8) | 7.00 (+3.8) | FOUL | FOUL | | | | 1(6) | |
| 14 | SMITH, KEVIN | JR | SPRING ARB | 6.99m 22' 11 ¹ / ₄ " (+2.8) | 6.99 (+2.8) | 6.67 (+1.8) | 6.97 (+1.8) | | | | 3(6) | |
| 15 | BECK, DALEN | SR | INDIANA WE | 6.98m 22' 11" (+2.6) | (+1.5) | 6.98 (+2.6) | (+1.4) | | | | 2(3) | |
| 16 | ZITTERKOPF, ISAAC | SO | MIDAMERIC | 6.95m 22' 9 ³ / ₄ " (+1.8) | (+1.6) | 6.95 (+1.8) | (+2.1) | | | | 2(4) | |
| 17 | SESSOMS, QUAMEL | SO | DILLARD | 6.92m 22' 8 ¹ / ₂ " (+1.1) | 6.08 (+2.2) | 6.92 (+1.1) | (+1.1) | | | | 2(5) | |
| 18 | LINTZ, ISAIAH | SR | INDIANA TE | 6.91m 22' 8" (+2.2) | 4.37 (+2.9) | 6.91 (+2.2) | FOUL | | | | 1(7) | |
| 19 | ROGERS, NOAH | FR | INDIANA TE | 6.86m 22' 6 ¹ / ₄ " (+1.7) | (+2.0) | 6.86 (+1.7) | (+4.6) | | | | 2(6) | |
| 20 | LAUCK, CAMERON | FR | INDIANA WE | 6.84m 22' 5 ¹ / ₄ " (+1.9) | FOUL | 6.84 (+1.9) | 6.80 (+2.5) | | | | 1(8) | |
| 21 | REDMON, MICHAEL | FR | LINDSEY WI | 6.81m 22' 4 ¹ / ₄ " (+1.9) | (+2.6) | 6.81 (+1.9) | 6.67 (+1.1) | | | | 2(7) | |
| 22 | STANTON, TY | FR | DICKINSON | 6.78m 22' 3" (+2.8) | 6.78 (+2.8) | 6.21 (+1.9) | FOUL | | | | 1(9) | |
| 23 | PATRICK, DONTAVIOUS | FR | VOORHEES | 6.77m 22' 2 ¹ / ₂ " (+1.7) | 6.60 (+2.1) | FOUL | 6.77 (+1.7) | | | | 3(7) | |
| 24 | JONES, RYAN | SR | BETHEL (IND) | 6.76m 22' 2 ¹ / ₄ " (+1.1) | 6.35 (+3.1) | 6.76 (+1.1) | 6.76 (+1.7) | | | | 3(8) | |
| 25 | BARLOW, SANTERRIUS | FR | UNION (KY.) | 6.70m 21' 11 ³ / ₄ " (+1.6) | (+3.1) | 6.70 (+1.6) | 6.11 (+1.7) | | | | 2(8) | |
| 26 | MARK, MACHAEL | SR | WILEY | 6.22m 20' 5" (+1.6) | 6.22 (+1.6) | (+0.0) | (+0.0) | | | | 2(9) | |
| | ROBINSON, KESHAWN | JR | INDIANA TE | DNS | | | | | | | 3 | |

FLIGHT RESULTS


| Pl | Name | Yr | Team | Mark | Rnd 1 | Rnd 2 | Rnd 3 | Rnd 4 | Rnd 5 | Rnd 6 | |
|----------------------|-------------------------|----|-------------|---|-------------|-------------|-------------|-------------|-------------|-------------|--|
| Flight 1 of 3 | | | | | | | | | | | |
| 1 | KNIGHT, CORION | JR | FLORIDA ME | 7.57m 24' 10" (+2.5) | 7.35 (+2.4) | 7.29 (+3.2) | 7.57 (+2.5) | FOUL | 7.53 (+2.1) | FOUL | |
| 1 | BELTZ, ZACH | SO | SOUTHERN | 7.57m 24' 10" (+2.6) | 7.38 (+2.4) | 7.26 (+2.8) | 7.09 (+1.4) | 7.57 (+2.6) | 6.82 (+1.2) | 7.00 (+1.3) | |
| 3 | BOYD, LEON | JR | WAYLAND B | 7.56m 24' 9 ³ / ₄ " (+3.3) | 7.44 (+3.7) | 7.21 (-0.1) | 7.17 (+3.2) | 7.30 (+1.4) | 7.56 (+3.3) | FOUL | |
| 4 | PARTEE, JORDAN | JR | INDIANA TE | 7.22m 23' 8 ¹ / ₄ " (+2.4) | FOUL | FOUL | 7.18 (+0.3) | FOUL | FOUL | 7.22 (+2.4) | |
| 5 | LIGGINS, JAY | SO | DICKINSON | 7.04m 23' 1 ¹ / ₄ " (+2.0) | 7.04 (+2.0) | 7.01 (+1.5) | FOUL | | | | |
| 6 | DISHMOND, STEPHEN | FR | VOORHEES | 7.00m 22' 11 ³ / ₄ " (+3.8) | 7.00 (+3.8) | FOUL | FOUL | | | | |
| 7 | LINTZ, ISAIAH | SR | INDIANA TE | 6.91m 22' 8" (+2.2) | 4.37 (+2.9) | 6.91 (+2.2) | FOUL | | | | |
| 8 | LAUCK, CAMERON | FR | INDIANA WE | 6.84m 22' 5 ¹ / ₄ " (+1.9) | FOUL | 6.84 (+1.9) | 6.80 (+2.5) | | | | |
| 9 | STANTON, TY | FR | DICKINSON | 6.78m 22' 3" (+2.8) | 6.78 (+2.8) | 6.21 (+1.9) | FOUL | | | | |
| Flight 2 of 3 | | | | | | | | | | | |
| 1 | NILSSON MONTLER, THOBAS | FR | KEISER UNI | 7.66m 25' 1 ³ / ₄ " (+2.1) | 7.43 (+2.8) | (+1.5) | 7.65 (+1.8) | 7.52 (+0.0) | 7.53 (+3.3) | 7.66 (+2.1) | |
| 1 | MOSHELEKETI, GOABAONE | JR | LINDSEY WI | 7.66m 25' 1 ³ / ₄ " (+1.8) | 7.64 (+3.4) | 7.57 (+0.3) | 7.52 (+0.6) | 5.46 (+0.3) | 7.53 (+3.5) | 7.66 (+1.8) | |
| 3 | BECK, DALEN | SR | INDIANA WE | 6.98m 22' 11" (+2.6) | (+1.5) | 6.98 (+2.6) | (+1.4) | | | | |
| 4 | ZITTERKOPF, ISAAC | SO | MIDAMERIC | 6.95m 22' 9 ³ / ₄ " (+1.8) | (+1.6) | 6.95 (+1.8) | (+2.1) | | | | |
| 5 | SESSOMS, QUAMEL | SO | DILLARD | 6.92m 22' 8 ¹ / ₂ " (+1.1) | 6.08 (+2.2) | 6.92 (+1.1) | (+1.1) | | | | |
| 6 | ROGERS, NOAH | FR | INDIANA TE | 6.86m 22' 6 ¹ / ₄ " (+1.7) | (+2.0) | 6.86 (+1.7) | (+4.6) | | | | |
| 7 | REDMON, MICHAEL | FR | LINDSEY WI | 6.81m 22' 4 ¹ / ₄ " (+1.9) | (+2.6) | 6.81 (+1.9) | 6.67 (+1.1) | | | | |
| 8 | BARLOW, SANTERRIUS | FR | UNION (KY.) | 6.70m 21' 11 ³ / ₄ " (+1.6) | (+3.1) | 6.70 (+1.6) | 6.11 (+1.7) | | | | |
| 9 | MARK, MACHAEL | SR | WILEY | 6.22m 20' 5" (+1.6) | 6.22 (+1.6) | (+0.0) | (+0.0) | | | | |
| Flight 3 of 3 | | | | | | | | | | | |

NAIA OUTDOOR TRACK & FIELD CHAMPIONSHIPS 2017

Gulf Shores, AL
 Mickey Miller Blackwell Stadium
 Weather: Sunny & Clear, Th- 80, Fr- 83, Sa- 84
 Host: Gulf Shores Sports Commission
 5/25/2017 - 5/27/2017

MEET OFFICIALS

Meet Director:
Houston Young
Meet Referee:
Lawhorn/Thurber/ Mitchell
Timing:
www.cfpitiming.com



OFFICIAL MEET REPORT
 printed: 5/27/2017 7:53 PM

RESULTS

#30 Men's Long Jump (cont'd)

| Pl | Name | Yr | Team | Mark | | Rnd 1 | Rnd 2 | Rnd 3 | Rnd 4 | Rnd 5 | Rnd 6 |
|----|----------------------|----|--------------|-------------------|--------|-------------|-------------|-------------|-------------|-------------|-------------|
| 1 | DIXON, ALAIN | JR | INDIANA TE | 7.26m 23' 10" | (+2.4) | 7.26 (+2.4) | FOUL | FOUL | 6.97 (+3.1) | FOUL | FOUL |
| 2 | HARRIS, K'LAN | JR | LINDSEY WI | 7.25m 23' 9 1/2" | (+3.6) | 7.13 (+2.2) | FOUL | 7.25 (+3.6) | FOUL | 7.23 (+1.8) | 6.88 (+2.0) |
| 3 | DOTSON, VERNEST | SR | HUSTON-TIL | 7.08m 23' 2 3/4" | (+2.0) | 6.77 (+2.7) | 7.08 (+2.0) | 6.72 (+2.9) | PASS | PASS | PASS |
| 4 | ROBINSON, CARRINGTON | SR | INDIANA TE | 7.07m 23' 2 1/2" | (+1.2) | 7.06 (+4.1) | 7.06 (+0.6) | 7.07 (+1.2) | | | |
| 5 | SNORGRASS, WILLIAM | JR | GRACELAND | 7.06m 23' 2" | (+3.1) | FOUL | FOUL | 7.06 (+3.1) | | | |
| 6 | SMITH, KEVIN | JR | SPRING ARB | 6.99m 22' 11 1/4" | (+2.8) | 6.99 (+2.8) | 6.67 (+1.8) | 6.97 (+1.8) | | | |
| 7 | PATRICK, DONTAVIOUS | FR | VOORHEES | 6.77m 22' 2 1/2" | (+1.7) | 6.60 (+2.1) | FOUL | 6.77 (+1.7) | | | |
| 8 | JONES, RYAN | SR | BETHEL (IND) | 6.76m 22' 2 1/4" | (+1.1) | 6.35 (+3.1) | 6.76 (+1.1) | 6.76 (+1.7) | | | |
| | ROBINSON, KESHAWN | JR | INDIANA TE | DNS | | | | | | | |

#32 Men's Triple Jump

| | | | | | | |
|---|-------------------|--------|------------------|-----------|-----------|---------------|
| W | World | 18.29m | Jonathan Edwards | GBR | 8/7/1995 | Goteborg, SWE |
| A | American | 18.09m | Kenny Harrison | Nike | 7/27/1996 | Atlanta, GA |
| N | NAIA Championship | 16.32m | Carey Tyler | Biola, CA | 1981 | Houston, TX |
| C | College Outdoor | 17.57m | Keith Connor | S.M.U. | 6/5/1982 | Provo, UT |

1:30 PM (Day 3):

| Pl | Name | Yr | Team | Mark | | Rnd 1 | Rnd 2 | Rnd 3 | Rnd 4 | Rnd 5 | Rnd 6 | F(Pl) | Pts |
|----|-----------------------|----|-------------|--------------------|--------|--------------|--------------|--------------|--------------|--------------|--------------|-------|-----|
| 1 | MOSHELEKETI, GOABAONE | JR | LINDSEY WI | 16.12m 52' 10 3/4" | (+3.6) | 15.63 (+1.5) | 15.98 (+1.1) | PASS | 16.02 (+1.0) | 16.12 (+3.6) | 15.87 (+1.0) | 2(1) | 10 |
| 2 | BOYD, LEON | JR | WAYLAND B | 15.54m 51' 0" | (+2.0) | 15.38 (+2.7) | FOUL | 15.54 (+2.0) | 15.09 (+0.9) | FOUL | FOUL | 1(1) | 8 |
| 3 | BOBO, TREMAINE | SO | MISSOURI B | 15.46m 50' 8 3/4" | (+0.1) | 14.67 (+0.0) | 14.74 (+1.7) | 15.46 (+0.1) | FOUL | PASS | PASS | 1(2) | 6 |
| 4 | THOMPSON, ANTHONY | JR | LINDSEY WI | 15.12m 49' 7 1/4" | (+0.0) | 15.12 (+0.0) | 12.39 (+0.0) | 14.11 (+1.6) | FOUL | 14.62 (+1.5) | 15.09 (+2.7) | 2(2) | 5 |
| 5 | LINTZ, ISAAH | SR | INDIANA TE | 14.90m 48' 10 3/4" | (+0.9) | 14.43 (+2.7) | FOUL | 14.48 (+1.7) | 14.43 (+2.9) | 14.74 (+2.3) | 14.90 (+0.9) | 3(1) | 4 |
| 6 | DIXON, ALAIN | JR | INDIANA TE | 14.73m 48' 4" | (+1.7) | 14.43 (+1.2) | 14.62 (+2.0) | 14.65 (+2.6) | FOUL | 14.59 (+1.4) | 14.73 (+1.7) | 3(2) | 3 |
| 7 | DAVIS, JRYI | JR | POINT PARK | 14.67m 48' 1 3/4" | (+1.3) | FOUL | 14.64 (-0.7) | 14.18 (+1.4) | 14.49 (+1.9) | 14.67 (+1.3) | FOUL | 1(3) | 2 |
| 8 | PARTEE, JORDAN | JR | INDIANA TE | 14.63m 48' 0" | (+0.9) | 14.08 (+2.0) | 14.44 (+1.9) | 14.63 (+0.9) | FOUL | FOUL | 14.63 (+3.1) | 3(3) | 1 |
| 9 | AIKINS, AKWASI | FR | ST. FRANCIS | 14.54m 47' 8 1/2" | (+0.8) | 14.42 (+1.7) | 14.54 (+0.8) | 13.62 (+0.5) | 14.08 (+1.2) | 14.40 (+1.7) | FOUL | 2(3) | |
| 10 | PARKER, AVERY | JR | BAKER | 14.43m 47' 4 1/4" | (+2.1) | 14.15 (+1.9) | 13.72 (+1.4) | 14.43 (+2.1) | | | | 3(4) | |
| 11 | LEWIS, MICHAEL | SR | MIDAMERIC | 14.41m 47' 3 1/2" | (+1.7) | 13.67 (+3.2) | 13.76 (+1.0) | 14.41 (+1.7) | | | | 2(4) | |
| 12 | MUNKHOLM, JONNYTHAN | JR | MENLO COL | 14.35m 47' 1" | (+1.6) | 13.45 (-0.7) | 14.09 (+1.2) | 14.35 (+1.6) | | | | 1(4) | |
| 13 | BARNES, JEREMI | FR | AVILA | 14.35m 47' 1" | (-0.5) | 14.35 (-0.5) | FOUL | FOUL | | | | 1(4) | |
| 14 | KUSENA, SHINGAI | JR | DOANE | 14.32m 46' 11 3/4" | (+0.1) | FOUL | 14.13 (+1.5) | 14.32 (+0.1) | | | | 1(6) | |
| 15 | DOTSON, VERNEST | SR | HUSTON-TIL | 14.17m 46' 6" | (+0.8) | 13.67 (+2.6) | 14.05 (+1.8) | 14.17 (+0.8) | | | | 1(7) | |
| 16 | PATRICK, DONTAVIOUS | FR | VOORHEES | 14.17m 46' 6" | (+2.1) | 14.17 (+2.1) | 13.94 (+0.4) | 13.60 (+0.5) | | | | 2(5) | |
| 17 | COLEMAN, KEAIREZ | SO | XAVIER-LOU | 14.15m 46' 5 1/4" | (+1.4) | 14.00 (+2.0) | 14.15 (+1.4) | 13.77 (+2.6) | | | | 2(6) | |
| 18 | IRVING, DONTE | FR | WAYLAND B | 14.11m 46' 3 1/2" | (+1.8) | FOUL | FOUL | 14.11 (+1.8) | | | | 3(5) | |
| 19 | STANTON, TY | FR | DICKINSON | 14.03m 46' 0 1/2" | (+1.3) | 13.24 (+1.1) | FOUL | 14.03 (+1.3) | | | | 1(8) | |
| 20 | ARNOLD, HENRY | FR | DOANE | 13.99m 45' 10 3/4" | (+1.8) | FOUL | FOUL | 13.99 (+1.8) | | | | 2(7) | |
| 21 | BAILEY, XAVIER | FR | UNION (KY.) | 13.95m 45' 9 1/4" | (+2.0) | 13.95 (+2.0) | FOUL | 13.76 (+1.3) | | | | 3(6) | |
| 22 | SPENCE, TOBIAS | FR | CARDINAL S | 13.55m 44' 5 1/2" | (+1.8) | 13.55 (+1.8) | FOUL | FOUL | | | | 2(8) | |
| 23 | BELTZ, ZACH | SO | SOUTHERN | 13.25m 43' 5 3/4" | (+2.0) | 12.98 (+1.6) | 12.95 (+2.4) | 13.25 (+2.0) | | | | 3(7) | |
| 24 | SALLEE, MASON | FR | VANGUARD | 12.66m 41' 6 1/2" | (+1.4) | FOUL | FOUL | 12.66 (+1.4) | | | | 3(8) | |
| | MILLER, DE'ANDRE | JR | DOANE | NM | | FOUL | FOUL | FOUL | | | | 2 | |
| | CARTER, TYLER | FR | POINT PARK | NM | | | | | | | | 1 | |

FLIGHT RESULTS

| Pl | Name | Yr | Team | Mark | | Rnd 1 | Rnd 2 | Rnd 3 | Rnd 4 | Rnd 5 | Rnd 6 |
|----|------|----|------|------|--|-------|-------|-------|-------|-------|-------|
|----|------|----|------|------|--|-------|-------|-------|-------|-------|-------|


Flight 1 of 3

NAIA OUTDOOR TRACK & FIELD CHAMPIONSHIPS 2017

Gulf Shores, AL
 Mickey Miller Blackwell Stadium
 Weather: Sunny & Clear, Th- 80, Fr- 83, Sa- 84
 Host: Gulf Shores Sports Commission
 5/25/2017 - 5/27/2017

MEET OFFICIALS

Meet Director:
 Houston Young
 Meet Referee:
 Lawhorn/Thurber/ Mitchell
 Timing:
 www.cfpitiming.com



OFFICIAL MEET REPORT
 printed: 5/27/2017 7:53 PM

RESULTS

#32 Men's Triple Jump (cont'd)

| Pl | Name | Yr Team | Mark | Rnd 1 | Rnd 2 | Rnd 3 | Rnd 4 | Rnd 5 | Rnd 6 |
|----|---------------------|---------------|--|--------------|--------------|--------------|--------------|--------------|-------|
| 1 | BOYD, LEON | JR WAYLAND B | 15.54m 51' 0" (+2.0) | 15.38 (+2.7) | FOUL | 15.54 (+2.0) | 15.09 (+0.9) | FOUL | FOUL |
| 2 | BOBO, TREMAINE | SO MISSOURI B | 15.46m 50' 8 ³ / ₄ (+0.1) | 14.67 (+0.0) | 14.74 (+1.7) | 15.46 (+0.1) | FOUL | PASS | PASS |
| 3 | DAVIS, JRYI | JR POINT PARK | 14.67m 48' 1 ³ / ₄ (+1.3) | FOUL | 14.64 (-0.7) | 14.18 (+1.4) | 14.49 (+1.9) | 14.67 (+1.3) | FOUL |
| 4 | MUNKHOLM, JONNYTHAN | JR MENLO COL | 14.35m 47' 1" (+1.6) | 13.45 (-0.7) | 14.09 (+1.2) | 14.35 (+1.6) | | | |
| 4 | BARNES, JEREMI | FR AVILA | 14.35m 47' 1" (-0.5) | 14.35 (-0.5) | FOUL | FOUL | | | |
| 6 | KUSENA, SHINGAI | JR DOANE | 14.32m 46' 11 ³ / ₄ (+0.1) | FOUL | 14.13 (+1.5) | 14.32 (+0.1) | | | |
| 7 | DOTSON, VERNEST | SR HUSTON-TIL | 14.17m 46' 6" (+0.8) | 13.67 (+2.6) | 14.05 (+1.8) | 14.17 (+0.8) | | | |
| 8 | STANTON, TY | FR DICKINSON | 14.03m 46' 0 ¹ / ₂ (+1.3) | 13.24 (+1.1) | FOUL | 14.03 (+1.3) | | | |
| | CARTER, TYLER | FR POINT PARK | NM | | | | | | |

Flight 2 of 3

| | | | | | | | | | |
|---|-----------------------|----------------|--|--------------|--------------|--------------|--------------|--------------|--------------|
| 1 | MOSHELEKETI, GOABAONE | JR LINDSEY WI | 16.12m 52' 10 ³ / ₄ (+3.6) | 15.63 (+1.5) | 15.98 (+1.1) | PASS | 16.02 (+1.0) | 16.12 (+3.6) | 15.87 (+1.0) |
| 2 | THOMPSON, ANTHONY | JR LINDSEY WI | 15.12m 49' 7 ¹ / ₄ (+0.0) | 15.12 (+0.0) | 12.39 (+0.0) | 14.11 (+1.6) | FOUL | 14.62 (+1.5) | 15.09 (+2.7) |
| 3 | AIKINS, AKWASI | FR ST. FRANCIS | 14.54m 47' 8 ¹ / ₂ (+0.8) | 14.42 (+1.7) | 14.54 (+0.8) | 13.62 (+0.5) | 14.08 (+1.2) | 14.40 (+1.7) | FOUL |
| 4 | LEWIS, MICHAEL | SR MIDAMERIC | 14.41m 47' 3 ¹ / ₂ (+1.7) | 13.67 (+3.2) | 13.76 (+1.0) | 14.41 (+1.7) | | | |
| 5 | PATRICK, DONTAVIOUS | FR VOORHEES | 14.17m 46' 6" (+2.1) | 14.17 (+2.1) | 13.94 (+0.4) | 13.60 (+0.5) | | | |
| 6 | COLEMAN, KEAIREZ | SO XAVIER-LOU | 14.15m 46' 5 ¹ / ₄ (+1.4) | 14.00 (+2.0) | 14.15 (+1.4) | 13.77 (+2.6) | | | |
| 7 | ARNOLD, HENRY | FR DOANE | 13.99m 45' 10 ³ / ₄ (+1.8) | FOUL | FOUL | 13.99 (+1.8) | | | |
| 8 | SPENCE, TOBIAS | FR CARDINAL S | 13.55m 44' 5 ¹ / ₂ (+1.8) | 13.55 (+1.8) | FOUL | FOUL | | | |
| | MILLER, DE'ANDRE | JR DOANE | NM | FOUL | FOUL | FOUL | | | |

Flight 3 of 3

| | | | | | | | | | |
|---|----------------|----------------|--|--------------|--------------|--------------|--------------|--------------|--------------|
| 1 | LINTZ, ISAIAH | SR INDIANA TE | 14.90m 48' 10 ³ / ₄ (+0.9) | 14.43 (+2.7) | FOUL | 14.48 (+1.7) | 14.43 (+2.9) | 14.74 (+2.3) | 14.90 (+0.9) |
| 2 | DIXON, ALAIN | JR INDIANA TE | 14.73m 48' 4" (+1.7) | 14.43 (+1.2) | 14.62 (+2.0) | 14.65 (+2.6) | FOUL | 14.59 (+1.4) | 14.73 (+1.7) |
| 3 | PARTEE, JORDAN | JR INDIANA TE | 14.63m 48' 0" (+0.9) | 14.08 (+2.0) | 14.44 (+1.9) | 14.63 (+0.9) | FOUL | FOUL | 14.63 (+3.1) |
| 4 | PARKER, AVERY | JR BAKER | 14.43m 47' 4 ¹ / ₄ (+2.1) | 14.15 (+1.9) | 13.72 (+1.4) | 14.43 (+2.1) | | | |
| 5 | IRVING, DONTE | FR WAYLAND B | 14.11m 46' 3 ¹ / ₂ (+1.8) | FOUL | FOUL | 14.11 (+1.8) | | | |
| 6 | BAILEY, XAVIER | FR UNION (KY.) | 13.95m 45' 9 ¹ / ₄ (+2.0) | 13.95 (+2.0) | FOUL | 13.76 (+1.3) | | | |
| 7 | BELTZ, ZACH | SO SOUTHERN | 13.25m 43' 5 ³ / ₄ (+2.0) | 12.98 (+1.6) | 12.95 (+2.4) | 13.25 (+2.0) | | | |
| 8 | SALLEE, MASON | FR VANGUARD | 12.66m 41' 6 ¹ / ₂ (+1.4) | FOUL | FOUL | 12.66 (+1.4) | | | |

#34 Men's Shot Put

| | | | | | |
|---------------------|--------|-----------------|------------|-----------|-----------------|
| W World | 23.12m | Randy Barnes | USA | 5/20/1990 | Westwood, CA |
| A American | 23.13m | Randy Barnes | Mazda TC | 5/20/1990 | Westwood, CA |
| N NAIA Championship | 20.06m | Steve Ercegovac | Taylor, IN | 2000 | Abbotsford, BC, |
| C College Outdoor | 22.00m | John Godina | UCLA | 6/3/1995 | Knoxville, TN |

1:00 PM (Day 3):

| Pl | Name | Yr Team | Mark | Rnd 1 | Rnd 2 | Rnd 3 | Rnd 4 | Rnd 5 | Rnd 6 | F(Pl) | Pts |
|----|-------------------|----------------|---|-------|-------|-------|-------|-------|-------|-------|-----|
| 1 | WELLINGTON, ALEX | JR HASTINGS | 18.06m 59' 3 ¹ / ₄ | 16.87 | 17.28 | 17.30 | 17.52 | 17.62 | 18.06 | 3(1) | 10 |
| 2 | BRITTAIN, ZACH | SO DOANE | 17.52m 57' 6" | 16.14 | 17.41 | 17.52 | 17.34 | FOUL | 17.27 | 2(1) | 8 |
| 3 | LURZ, ZACHARY | SR CONCORDIA | 17.49m 57' 4 ³ / ₄ | 16.65 | 16.19 | 16.47 | FOUL | 17.49 | 17.27 | 1(1) | 6 |
| 4 | BERRECKMAN, BEN | JR DOANE | 17.21m 56' 5 ³ / ₄ | 16.25 | FOUL | 16.13 | 16.09 | 16.28 | 17.21 | 2(2) | 5 |
| 5 | VOLLRATH, BRYCE | FR OLIVET NAZ | 17.04m 55' 11 ¹ / ₄ | 17.04 | 16.00 | 16.65 | 16.97 | 16.64 | FOUL | 1(2) | 4 |
| 6 | EMTER, CHRIS | JR CARROLL | 16.87m 55' 4 ¹ / ₂ | 15.88 | 16.40 | 16.87 | 16.51 | 16.20 | 16.52 | 2(3) | 3 |
| 7 | SABATA, SETH | SO MIDLAND | 16.77m 55' 0 ¹ / ₂ | 16.16 | 16.24 | 16.12 | 16.77 | 16.60 | FOUL | 3(2) | 2 |
| 8 | STUART, MALIK | JR INDIANA TE | 16.27m 53' 4 ³ / ₄ | FOUL | 16.27 | FOUL | FOUL | FOUL | FOUL | 1(3) | 1 |
| 9 | BOELLSTORFF, CODY | SR CONCORDIA | 16.18m 53' 1 ¹ / ₄ | 15.50 | 16.05 | 16.18 | FOUL | FOUL | FOUL | 3(3) | |
| 10 | LYNCH, DANIEL | SO WEST VIRGI | 16.15m 53' 0" | 16.15 | 15.36 | 15.90 | | | | 3(4) | |
| 11 | WILSON, KYLE | JR BETHEL (KA) | 15.88m 52' 1 ¹ / ₂ | 15.07 | 15.88 | 15.54 | | | | 1(4) | |

NAIA OUTDOOR TRACK & FIELD CHAMPIONSHIPS 2017

Gulf Shores, AL

Mickey Miller Blackwell Stadium

Weather: Sunny & Clear, Th- 80, Fr- 83, Sa- 84

Host: Gulf Shores Sports Commission

5/25/2017 - 5/27/2017

MEET OFFICIALS

Meet Director:


Houston Young

Meet Referee:

Lawhorn/Thurber/ Mitchell

Timing:

www.cfpitiming.com



OFFICIAL MEET REPORT

printed: 5/27/2017 7:53 PM

RESULTS

#34 Men's Shot Put (cont'd)

1:00 PM (Day 3):

| Pl Name | Yr Team | Mark | Rnd 1 | Rnd 2 | Rnd 3 | Rnd 4 | Rnd 5 | Rnd 6 | F (Pl) | Pts |
|----------------------|-----------------|-------------------|-------|-------|-------|-------|-------|-------|--------|------|
| 12 OSTRANDER, KYLE | SR BETHEL (IND) | 15.64m 51' 4" | FOUL | FOUL | 15.64 | | | | | 2(4) |
| 13 MEYER, BEAUGH | JR CARROLL | 15.57m 51' 1 1/4 | 15.51 | FOUL | 15.57 | | | | | 2(5) |
| 14 BAUMAN, CODY | JR NORTHWES | 15.53m 50' 11 3/4 | 15.53 | 15.40 | 15.53 | | | | | 2(6) |
| 15 RILEY, NATHAN | SO INDIANA TE | 15.45m 50' 8 1/2 | 14.33 | 15.45 | FOUL | | | | | 3(5) |
| 16 SEDDON, DEREK | SR WILLIAM PE | 15.31m 50' 3" | 15.08 | FOUL | 15.31 | | | | | 2(7) |
| 17 WEIDENHAMER, CLAY | SR AQUINAS | 15.12m 49' 7 1/2 | FOUL | 15.12 | FOUL | | | | | 1(5) |
| 18 KREUTZER, PHILIP | SR CONCORDIA | 14.68m 48' 2 1/4 | FOUL | 14.68 | FOUL | | | | | 1(6) |
| 19 DREW, ROBERT | JR SIENA HEIG | 14.58m 47' 10 1/4 | FOUL | FOUL | 14.58 | | | | | 3(6) |
| 20 STEELE, RAY | FR WILLIAM WO | 14.54m 47' 8 3/4 | FOUL | 14.54 | FOUL | | | | | 1(7) |
| 21 JENSEN, MICHAEL | SO OTTAWA | 14.48m 47' 6 1/4 | 14.27 | 14.29 | 14.48 | | | | | 3(7) |
| 22 MITCHELL, KYLE | SR ST. FRANCIS | 14.18m 46' 6 1/2 | FOUL | FOUL | 14.18 | | | | | 1(8) |
| 23 SOVIK, MITCHELL | SO MOUNT VER | 13.49m 44' 3 1/4 | FOUL | 13.49 | FOUL | | | | | 3(8) |
| PEOPLES, CORY | JR BAKER | DNS | | | | | | | | 2 |
| COIL, BRENNAN | SO INDIANA WE | FOUL | FOUL | FOUL | FOUL | | | | | 2 |
| JUDSON, GRANT | SR OLIVET NAZ | FOUL | FOUL | FOUL | FOUL | | | | | 1 |

FLIGHT RESULTS


| Pl Name | Yr Team | Mark | Rnd 1 | Rnd 2 | Rnd 3 | Rnd 4 | Rnd 5 | Rnd 6 | |
|----------------------|-----------------|-------------------|-------|-------|-------|-------|-------|-------|--|
| Flight 1 of 3 | | | | | | | | | |
| 1 LURZ, ZACHARY | SR CONCORDIA | 17.49m 57' 4 3/4 | 16.65 | 16.19 | 16.47 | FOUL | 17.49 | 17.27 | |
| 2 VOLLRATH, BRYCE | FR OLIVET NAZ | 17.04m 55' 11 1/4 | 17.04 | 16.00 | 16.65 | 16.97 | 16.64 | FOUL | |
| 3 STUART, MALIK | JR INDIANA TE | 16.27m 53' 4 3/4 | FOUL | 16.27 | FOUL | FOUL | FOUL | FOUL | |
| 4 WILSON, KYLE | JR BETHEL (KA) | 15.88m 52' 1 1/2 | 15.07 | 15.88 | 15.54 | | | | |
| 5 WEIDENHAMER, CLAY | SR AQUINAS | 15.12m 49' 7 1/2 | FOUL | 15.12 | FOUL | | | | |
| 6 KREUTZER, PHILIP | SR CONCORDIA | 14.68m 48' 2 1/4 | FOUL | 14.68 | FOUL | | | | |
| 7 STEELE, RAY | FR WILLIAM WO | 14.54m 47' 8 3/4 | FOUL | 14.54 | FOUL | | | | |
| 8 MITCHELL, KYLE | SR ST. FRANCIS | 14.18m 46' 6 1/2 | FOUL | FOUL | 14.18 | | | | |
| JUDSON, GRANT | SR OLIVET NAZ | FOUL | FOUL | FOUL | FOUL | | | | |
| Flight 2 of 3 | | | | | | | | | |
| 1 BRITAIN, ZACH | SO DOANE | 17.52m 57' 6" | 16.14 | 17.41 | 17.52 | 17.34 | FOUL | 17.27 | |
| 2 BERRECKMAN, BEN | JR DOANE | 17.21m 56' 5 3/4 | 16.25 | FOUL | 16.13 | 16.09 | 16.28 | 17.21 | |
| 3 EMTER, CHRIS | JR CARROLL | 16.87m 55' 4 1/2 | 15.88 | 16.40 | 16.87 | 16.51 | 16.20 | 16.52 | |
| 4 OSTRANDER, KYLE | SR BETHEL (IND) | 15.64m 51' 4" | FOUL | FOUL | 15.64 | | | | |
| 5 MEYER, BEAUGH | JR CARROLL | 15.57m 51' 1 1/4 | 15.51 | FOUL | 15.57 | | | | |
| 6 BAUMAN, CODY | JR NORTHWES | 15.53m 50' 11 3/4 | 15.53 | 15.40 | 15.53 | | | | |
| 7 SEDDON, DEREK | SR WILLIAM PE | 15.31m 50' 3" | 15.08 | FOUL | 15.31 | | | | |
| PEOPLES, CORY | JR BAKER | DNS | | | | | | | |
| COIL, BRENNAN | SO INDIANA WE | FOUL | FOUL | FOUL | FOUL | | | | |
| Flight 3 of 3 | | | | | | | | | |
| 1 WELLINGTON, ALEX | JR HASTINGS | 18.06m 59' 3 1/4 | 16.87 | 17.28 | 17.30 | 17.52 | 17.62 | 18.06 | |
| 2 SABATA, SETH | SO MIDLAND | 16.77m 55' 0 1/2 | 16.16 | 16.24 | 16.12 | 16.77 | 16.60 | FOUL | |
| 3 BOELLSTORFF, CODY | SR CONCORDIA | 16.18m 53' 1 1/4 | 15.50 | 16.05 | 16.18 | FOUL | FOUL | FOUL | |
| 4 LYNCH, DANIEL | SO WEST VIRGI | 16.15m 53' 0" | 16.15 | 15.36 | 15.90 | | | | |
| 5 RILEY, NATHAN | SO INDIANA TE | 15.45m 50' 8 1/2 | 14.33 | 15.45 | FOUL | | | | |
| 6 DREW, ROBERT | JR SIENA HEIG | 14.58m 47' 10 1/4 | FOUL | FOUL | 14.58 | | | | |

NAIA OUTDOOR TRACK & FIELD CHAMPIONSHIPS 2017

Gulf Shores, AL
 Mickey Miller Blackwell Stadium
 Weather: Sunny & Clear, Th- 80, Fr- 83, Sa- 84
 Host: Gulf Shores Sports Commission
 5/25/2017 - 5/27/2017

MEET OFFICIALS

Meet Director:
 Houston Young
Meet Referee:
 Lawhorn/Thurber/ Mitchell
Timing:
 www.cfpitiming.com



OFFICIAL MEET REPORT
 printed: 5/27/2017 7:53 PM

RESULTS

#34 Men's Shot Put (cont'd)

| Pl | Name | Yr Team | Mark | Rnd 1 | Rnd 2 | Rnd 3 | Rnd 4 | Rnd 5 | Rnd 6 |
|----|-----------------|--------------|--|-------|-------|-------|-------|-------|-------|
| 7 | JENSEN, MICHAEL | SO OTTAWA | 14.48m 47' 6 ¹ / ₄ | 14.27 | 14.29 | 14.48 | | | |
| 8 | SOVIK, MITCHELL | SO MOUNT VER | 13.49m 44' 3 ¹ / ₄ | FOUL | 13.49 | FOUL | | | |

#36 Men's Discus

| | | | | | | |
|---|-------------------|--------|---------------|-------------------|----------|------------------|
| W | World | 74.08m | Jurgen Schult | GDR | 6/6/1986 | Neubrandenburg, |
| A | American | 72.34m | Ben Plucknett | SoCal Striders | 7/7/1981 | Stockholm, SWE |
| N | NAIA Championship | 64.08m | Ade Olukoju | Azusa Pacific, CA | 1990 | Stephenville, TX |
| C | College Outdoor | 68.16m | Julian Wruck | U.C.L.A. | 6/1/2013 | Claremont, CA |

5:00 PM (Day 2):

| Pl | Name | Yr Team | Mark | Rnd 1 | Rnd 2 | Rnd 3 | Rnd 4 | Rnd 5 | Rnd 6 | F(Pl) | Pts |
|----|--------------------|-----------------|--|-------|-------|-------|-------|-------|-------|-------|-----|
| 1 | SEDDON, DEREK | SR WILLIAM PE | 55.77m 183' 0" | FOUL | 54.23 | FOUL | 55.77 | 51.92 | 50.67 | 1(1) | 10 |
| 2 | MICOZZI, ELIAS | SR BETHEL (IND) | 54.29m 178' 1 ³ / ₄ | 53.13 | 54.29 | FOUL | 53.11 | 54.00 | 54.07 | 3(1) | 8 |
| 3 | BRITAIN, ZACH | SO DOANE | 52.72m 172' 11 ³ / ₄ | 52.40 | FOUL | FOUL | 51.90 | 52.11 | 52.72 | 2(1) | 6 |
| 4 | LURZ, ZACHARY | SR CONCORDIA | 52.15m 171' 1 ¹ / ₂ | FOUL | 50.05 | 50.72 | 50.92 | 51.57 | 52.15 | 3(2) | 5 |
| 5 | LINDSLEY, JUSTON | JR COLLEGE O | 51.55m 169' 1 ³ / ₄ | FOUL | 46.29 | 51.55 | FOUL | 48.36 | 49.16 | 3(3) | 4 |
| 6 | VAN KEMPEN, IKE | SO DORDT | 51.00m 167' 4 ¹ / ₄ | 47.70 | 51.00 | 48.58 | 48.86 | FOUL | FOUL | 2(2) | 3 |
| 7 | KUNST, ZACHERY | FR SIENA HEIG | 50.49m 165' 8" | 46.83 | 50.49 | FOUL | FOUL | FOUL | FOUL | 1(2) | 2 |
| 8 | BOELLSTORFF, CODY | SR CONCORDIA | 50.20m 164' 8 ³ / ₄ | 50.20 | FOUL | 47.94 | FOUL | 49.32 | 48.78 | 3(4) | 1 |
| 9 | COIL, BRENNAN | SO INDIANA WE | 50.19m 164' 8 ¹ / ₄ | 50.19 | 48.69 | 44.85 | 47.56 | 49.68 | 47.70 | 2(3) | |
| 10 | ROBINSON, DEREK | JR WILLIAM PE | 48.93m 160' 6 ³ / ₄ | 48.92 | 47.52 | 48.93 | | | | 1(3) | |
| 11 | MITCHELL, KYLE | SR ST. FRANCIS | 48.67m 159' 8 ¹ / ₂ | 47.95 | 48.67 | FOUL | | | | 2(4) | |
| 12 | GOELLER, JACOB | SO GRAND VIE | 48.19m 158' 1 ¹ / ₂ | 47.93 | FOUL | 48.19 | | | | 1(4) | |
| 13 | PIATEK, JOHN | SO AQUINAS | 48.05m 157' 8" | 47.46 | 47.96 | 48.05 | | | | 1(5) | |
| 14 | PAUL, MALIK | FR USC-BEAUF | 47.67m 156' 5" | 47.09 | 47.67 | 47.48 | | | | 3(5) | |
| 15 | PUGH, EVAN | FR LOURDES | 47.40m 155' 6 ¹ / ₂ | 46.11 | 47.40 | 42.67 | | | | 3(6) | |
| 16 | DREW, ROBERT | JR SIENA HEIG | 47.10m 154' 6 ¹ / ₂ | FOUL | 47.10 | 28.01 | | | | 1(6) | |
| 17 | VOLLRATH, BRYCE | FR OLIVET NAZ | 47.01m 154' 3" | 45.46 | FOUL | 47.01 | | | | 2(5) | |
| 18 | MITCHELL, TAYLOR | SR GRAND VIE | 46.76m 153' 5 ¹ / ₄ | 46.76 | FOUL | 46.64 | | | | 1(7) | |
| 19 | STUART, MALIK | JR INDIANA TE | 46.41m 152' 3 ¹ / ₂ | 46.41 | FOUL | 45.97 | | | | 2(6) | |
| 20 | LAKE, AL | JR DAVENPORT | 46.24m 151' 8 ³ / ₄ | FOUL | 45.36 | 46.24 | | | | 1(8) | |
| 21 | WESTHOFF, TREVOR | SO BRIAR CLIFF | 46.10m 151' 3 ¹ / ₄ | 45.46 | 46.10 | FOUL | | | | 2(7) | |
| 22 | MCDONALD, JOEY | SO MOUNT VER | 45.64m 149' 9" | 45.64 | 44.66 | 42.09 | | | | 2(8) | |
| 23 | BERRECKMAN, BEN | JR DOANE | 45.26m 148' 6 ¹ / ₄ | FOUL | 45.26 | FOUL | | | | 3(7) | |
| 24 | SEITZ, MACALLISTER | SR GRACE | 45.14m 148' 1 ¹ / ₂ | FOUL | 45.14 | 44.71 | | | | 1(9) | |
| 25 | SIEFKEN, CLAY | SO GRAND VIE | 45.12m 148' 0 ³ / ₄ | 45.12 | 43.83 | FOUL | | | | 3(8) | |
| 26 | CORNELIO, JACOB | FR CONCORDIA | 44.75m 146' 10" | FOUL | 44.57 | 44.75 | | | | 2(9) | |
| 27 | WILSON, KYLE | JR BETHEL (KA) | 44.57m 146' 3" | 43.92 | 40.41 | 44.57 | | | | 3(9) | |
| 28 | BROWN, JOSH | SO COLLEGE O | 44.33m 145' 5 ¹ / ₂ | 42.88 | 44.33 | FOUL | | | | 1(10) | |
| 29 | LEMS, TYLER | SO DAKOTA ST | 42.54m 139' 7" | FOUL | 42.54 | FOUL | | | | 3(10) | |
| | HOUSER, NATHAN | SO MIDLAND | FOUL | FOUL | FOUL | FOUL | | | | 2 | |

FLIGHT RESULTS


| Pl | Name | Yr Team | Mark | Rnd 1 | Rnd 2 | Rnd 3 | Rnd 4 | Rnd 5 | Rnd 6 | |
|----------------------|-----------------|---------------|---|-------|-------|-------|-------|-------|-------|--|
| Flight 1 of 3 | | | | | | | | | | |
| 1 | SEDDON, DEREK | SR WILLIAM PE | 55.77m 183' 0" | FOUL | 54.23 | FOUL | 55.77 | 51.92 | 50.67 | |
| 2 | KUNST, ZACHERY | FR SIENA HEIG | 50.49m 165' 8" | 46.83 | 50.49 | FOUL | FOUL | FOUL | FOUL | |
| 3 | ROBINSON, DEREK | JR WILLIAM PE | 48.93m 160' 6 ³ / ₄ | 48.92 | 47.52 | 48.93 | | | | |

NAIA OUTDOOR TRACK & FIELD CHAMPIONSHIPS 2017

Gulf Shores, AL
 Mickey Miller Blackwell Stadium
 Weather: Sunny & Clear, Th- 80, Fr- 83, Sa- 84
 Host: Gulf Shores Sports Commission
 5/25/2017 - 5/27/2017

MEET OFFICIALS

Meet Director:
 Houston Young
Meet Referee:
 Lawhorn/Thurber/ Mitchell
Timing:
 www.cfpitiming.com



OFFICIAL MEET REPORT
 printed: 5/27/2017 7:53 PM

RESULTS

#36 Men's Discus (cont'd)

| Pl | Name | Yr Team | Mark | Rnd 1 | Rnd 2 | Rnd 3 | Rnd 4 | Rnd 5 | Rnd 6 |
|----|--------------------|---------------|--------------------|-------|-------|-------|-------|-------|-------|
| 4 | GOELLER, JACOB | SO GRAND VIE | 48.19m 158' 1 1/2" | 47.93 | FOUL | 48.19 | | | |
| 5 | PIATEK, JOHN | SO AQUINAS | 48.05m 157' 8" | 47.46 | 47.96 | 48.05 | | | |
| 6 | DREW, ROBERT | JR SIENA HEIG | 47.10m 154' 6 1/2" | FOUL | 47.10 | 28.01 | | | |
| 7 | MITCHELL, TAYLOR | SR GRAND VIE | 46.76m 153' 5 1/4" | 46.76 | FOUL | 46.64 | | | |
| 8 | LAKE, AL | JR DAVENPORT | 46.24m 151' 8 3/4" | FOUL | 45.36 | 46.24 | | | |
| 9 | SEITZ, MACALLISTER | SR GRACE | 45.14m 148' 1 1/2" | FOUL | 45.14 | 44.71 | | | |
| 10 | BROWN, JOSH | SO COLLEGE O | 44.33m 145' 5 1/2" | 42.88 | 44.33 | FOUL | | | |

Flight 2 of 3

| | | | | | | | | | |
|---|------------------|----------------|---------------------|-------|-------|-------|-------|-------|-------|
| 1 | BRITAIN, ZACH | SO DOANE | 52.72m 172' 11 3/4" | 52.40 | FOUL | FOUL | 51.90 | 52.11 | 52.72 |
| 2 | VAN KEMPEN, IKE | SO DORDT | 51.00m 167' 4 1/4" | 47.70 | 51.00 | 48.58 | 48.86 | FOUL | FOUL |
| 3 | COIL, BRENNAN | SO INDIANA WE | 50.19m 164' 8 1/4" | 50.19 | 48.69 | 44.85 | 47.56 | 49.68 | 47.70 |
| 4 | MITCHELL, KYLE | SR ST. FRANCIS | 48.67m 159' 8 1/2" | 47.95 | 48.67 | FOUL | | | |
| 5 | VOLLRATH, BRYCE | FR OLIVET NAZ | 47.01m 154' 3" | 45.46 | FOUL | 47.01 | | | |
| 6 | STUART, MALIK | JR INDIANA TE | 46.41m 152' 3 1/2" | 46.41 | FOUL | 45.97 | | | |
| 7 | WESTHOFF, TREVOR | SO BRIAR CLIFF | 46.10m 151' 3 1/4" | 45.46 | 46.10 | FOUL | | | |
| 8 | MCDONALD, JOEY | SO MOUNT VER | 45.64m 149' 9" | 45.64 | 44.66 | 42.09 | | | |
| 9 | CORNELIO, JACOB | FR CONCORDIA | 44.75m 146' 10" | FOUL | 44.57 | 44.75 | | | |
| | HOUSER, NATHAN | SO MIDLAND | FOUL | FOUL | FOUL | FOUL | | | |

Flight 3 of 3

| | | | | | | | | | |
|----|-------------------|-----------------|--------------------|-------|-------|-------|-------|-------|-------|
| 1 | MICOZZI, ELIAS | SR BETHEL (IND) | 54.29m 178' 1 3/4" | 53.13 | 54.29 | FOUL | 53.11 | 54.00 | 54.07 |
| 2 | LURZ, ZACHARY | SR CONCORDIA | 52.15m 171' 1 1/2" | FOUL | 50.05 | 50.72 | 50.92 | 51.57 | 52.15 |
| 3 | LINDSLEY, JUSTON | JR COLLEGE O | 51.55m 169' 1 3/4" | FOUL | 46.29 | 51.55 | FOUL | 48.36 | 49.16 |
| 4 | BOELLSTORFF, CODY | SR CONCORDIA | 50.20m 164' 8 3/4" | 50.20 | FOUL | 47.94 | FOUL | 49.32 | 48.78 |
| 5 | PAUL, MALIK | FR USC-BEAUF | 47.67m 156' 5" | 47.09 | 47.67 | 47.48 | | | |
| 6 | PUGH, EVAN | FR LOURDES | 47.40m 155' 6 1/2" | 46.11 | 47.40 | 42.67 | | | |
| 7 | BERRECKMAN, BEN | JR DOANE | 45.26m 148' 6 1/4" | FOUL | 45.26 | FOUL | | | |
| 8 | SIEFKEN, CLAY | SO GRAND VIE | 45.12m 148' 0 3/4" | 45.12 | 43.83 | FOUL | | | |
| 9 | WILSON, KYLE | JR BETHEL (KA) | 44.57m 146' 3" | 43.92 | 40.41 | 44.57 | | | |
| 10 | LEMS, TYLER | SO DAKOTA ST | 42.54m 139' 7" | FOUL | 42.54 | FOUL | | | |

#38 Men's Hammer

| | | | | | |
|---------------------|--------|--------------|-------------------------|-----------|-----------------|
| W World | 86.74m | Yuriy Sedykh | USSR | 8/30/1986 | Stuttgart, GER |
| A American | 82.52m | Lance Deal | NYAC | 9/7/1996 | Milan, ITA |
| N NAIA Championship | 70.46m | Per Karlsson | Point Loma Nazarene, CA | 1992 | Abbotsford, BC, |
| C College Outdoor | 81.94m | Balazs Kiss | So. California | 5/19/1995 | Tucson, AZ |

1:00 PM (Day 1):

| Pl | Name | Yr Team | Mark | Rnd 1 | Rnd 2 | Rnd 3 | Rnd 4 | Rnd 5 | Rnd 6 | F(Pl) | Pts |
|----|-------------------|-----------------|--------------------|-------|-------|-------|-------|-------|-------|-------|-----|
| 1 | BOELLSTORFF, CODY | SR CONCORDIA | 64.80m 212' 7 1/2" | 63.67 | 64.49 | 63.25 | FOUL | FOUL | 64.80 | 3(1) | 10 |
| 2 | ESCOBEDO, ERIK | JR BETHEL (IND) | 62.27m 204' 3 3/4" | 60.62 | FOUL | 62.27 | 57.65 | FOUL | 59.20 | 1(1) | 8 |
| 3 | LURZ, ZACHARY | SR CONCORDIA | 61.23m 200' 11" | 61.23 | 60.34 | 59.87 | 58.33 | FOUL | FOUL | 2(1) | 6 |
| 4 | HOFFMAN, ZEBULIAH | SR EVERGREE | 61.11m 200' 6 1/4" | FOUL | 57.35 | 57.27 | FOUL | FOUL | 61.11 | 2(2) | 5 |
| 5 | KREUTZER, PHILIP | SR CONCORDIA | 57.82m 189' 8 3/4" | 52.65 | 57.82 | 57.68 | 56.51 | FOUL | 56.83 | 1(2) | 4 |
| 6 | WELLINGTON, ALEX | JR HASTINGS | 57.27m 187' 11" | 54.41 | 55.75 | FOUL | 57.27 | FOUL | 53.78 | 2(3) | 3 |
| 7 | LAKE, AL | JR DAVENPORT | 56.93m 186' 9 1/2" | 54.10 | 52.42 | 56.54 | 56.93 | FOUL | FOUL | 2(4) | 2 |
| 8 | SABATA, SETH | SO MIDLAND | 56.85m 186' 6 1/2" | 56.85 | 54.71 | 56.29 | 55.69 | 56.30 | FOUL | 2(5) | 1 |
| 9 | COMPAGNER, JACOB | JR SIENA HEIG | 56.16m 184' 3 1/4" | 56.16 | FOUL | FOUL | 55.86 | 52.66 | 52.73 | 1(3) | |
| 10 | HOUSER, NATHAN | SO MIDLAND | 54.76m 179' 8 1/4" | 54.76 | FOUL | FOUL | | | | 2(6) | |

NAIA OUTDOOR TRACK & FIELD CHAMPIONSHIPS 2017

Gulf Shores, AL

Mickey Miller Blackwell Stadium

Weather: Sunny & Clear, Th- 80, Fr- 83, Sa- 84

Host: Gulf Shores Sports Commission

5/25/2017 - 5/27/2017

MEET OFFICIALS

Meet Director:

Houston Young

Meet Referee:

Lawhorn/Thurber/ Mitchell

Timing:

www.cfpitiming.com



OFFICIAL MEET REPORT

printed: 5/27/2017 7:53 PM

RESULTS

#38 Men's Hammer (cont'd)

1:00 PM (Day 1):

| Pl | Name | Yr | Team | Mark | Rnd 1 | Rnd 2 | Rnd 3 | Rnd 4 | Rnd 5 | Rnd 6 | F (Pl) | Pts |
|----|--------------------|----|--------------|--|-------|-------|-------|-------|-------|-------|--------|-------|
| 11 | SVOBODA, CHRIS | JR | DOANE | 54.25m 178' 0" | 54.25 | FOUL | 54.22 | | | | | 3(2) |
| 12 | TURNER, GABE | SR | CORNERST | 53.19m 174' 6 ¹ / ₄ | 51.50 | 53.19 | 53.04 | | | | | 1(4) |
| 13 | PIROMARI, KARDOKH | SR | DAVENPORT | 53.17m 174' 5 ¹ / ₂ | FOUL | 53.17 | FOUL | | | | | 2(7) |
| 14 | LINDSLEY, JUSTON | JR | COLLEGE O | 52.96m 173' 9 ¹ / ₄ | 52.96 | 52.28 | FOUL | | | | | 2(8) |
| 15 | SEDDON, DEREK | SR | WILLIAM PE | 52.74m 173' 0 ³ / ₄ | FOUL | FOUL | 52.74 | | | | | 1(5) |
| 16 | KATON, SAM | JR | DAVENPORT | 51.98m 170' 6 ³ / ₄ | 51.98 | 50.92 | 51.72 | | | | | 1(6) |
| 17 | YEP, SEBASTIAN | FR | BRITISH CO | 51.58m 169' 3" | 51.58 | 49.96 | 50.98 | | | | | 3(3) |
| 18 | DANTONA, HARRY | SR | TAYLOR | 51.42m 168' 8 ³ / ₄ | 51.42 | 50.05 | 50.62 | | | | | 2(9) |
| 19 | WELSH, IAN | SR | ST. FRANCIS | 50.95m 167' 2 ¹ / ₄ | FOUL | 49.25 | 50.95 | | | | | 3(4) |
| 20 | MICOZZI, ELIAS | SR | BETHEL (IND) | 50.74m 166' 6" | 50.74 | FOUL | 47.23 | | | | | 3(5) |
| 21 | SIEFKEN, CLAY | SO | GRAND VIE | 50.71m 166' 4 ³ / ₄ | 47.66 | FOUL | 50.71 | | | | | 1(7) |
| 22 | QUIRING, DANIEL | SR | TABOR | 50.68m 166' 3 ¹ / ₂ | FOUL | FOUL | 50.68 | | | | | 1(8) |
| 23 | DAVELAAR, DAVID | JR | DORDT | 50.46m 165' 7" | 47.17 | FOUL | 50.46 | | | | | 1(9) |
| 24 | CORNELIO, JACOB | FR | CONCORDIA | 50.45m 165' 6 ¹ / ₂ | FOUL | 50.45 | FOUL | | | | | 2(10) |
| 25 | MITCHELL, TAYLOR | SR | GRAND VIE | 50.09m 164' 4 ¹ / ₄ | 50.09 | 49.32 | FOUL | | | | | 3(6) |
| 26 | TOLEDO, ERIC | SO | DAVENPORT | 49.99m 164' 0 ¹ / ₂ | 48.35 | 48.46 | 49.99 | | | | | 3(7) |
| 27 | BROWN, JACOB | JR | GRACE | 49.71m 163' 1 ¹ / ₄ | 48.27 | 49.71 | FOUL | | | | | 1(10) |
| 28 | ARELLANOS, ARMANDO | SO | MOUNT MER | 49.03m 160' 10 ¹ / ₂ | 48.29 | 49.03 | FOUL | | | | | 3(8) |
| | PEOPLES, CORY | JR | BAKER | DNS | FOUL | FOUL | FOUL | | | | | 3 |
| | STUCKEY, ISAAC | SO | GRACE | FOUL | FOUL | FOUL | FOUL | | | | | 3 |

FLIGHT RESULTS

| Pl | Name | Yr | Team | Mark | Rnd 1 | Rnd 2 | Rnd 3 | Rnd 4 | Rnd 5 | Rnd 6 | |
|----------------------|-------------------|----|--------------|---|-------|-------|-------|-------|-------|-------|--|
| Flight 1 of 3 | | | | | | | | | | | |
| 1 | ESCOBEDO, ERIK | JR | BETHEL (IND) | 62.27m 204' 3 ³ / ₄ | 60.62 | FOUL | 62.27 | 57.65 | FOUL | 59.20 | |
| 2 | KREUTZER, PHILIP | SR | CONCORDIA | 57.82m 189' 8 ³ / ₄ | 52.65 | 57.82 | 57.68 | 56.51 | FOUL | 56.83 | |
| 3 | COMPAGNER, JACOB | JR | SIENA HEIG | 56.16m 184' 3 ¹ / ₄ | 56.16 | FOUL | FOUL | 55.86 | 52.66 | 52.73 | |
| 4 | TURNER, GABE | SR | CORNERST | 53.19m 174' 6 ¹ / ₄ | 51.50 | 53.19 | 53.04 | | | | |
| 5 | SEDDON, DEREK | SR | WILLIAM PE | 52.74m 173' 0 ³ / ₄ | FOUL | FOUL | 52.74 | | | | |
| 6 | KATON, SAM | JR | DAVENPORT | 51.98m 170' 6 ³ / ₄ | 51.98 | 50.92 | 51.72 | | | | |
| 7 | SIEFKEN, CLAY | SO | GRAND VIE | 50.71m 166' 4 ³ / ₄ | 47.66 | FOUL | 50.71 | | | | |
| 8 | QUIRING, DANIEL | SR | TABOR | 50.68m 166' 3 ¹ / ₂ | FOUL | FOUL | 50.68 | | | | |
| 9 | DAVELAAR, DAVID | JR | DORDT | 50.46m 165' 7" | 47.17 | FOUL | 50.46 | | | | |
| 10 | BROWN, JACOB | JR | GRACE | 49.71m 163' 1 ¹ / ₄ | 48.27 | 49.71 | FOUL | | | | |
| Flight 2 of 3 | | | | | | | | | | | |
| 1 | LURZ, ZACHARY | SR | CONCORDIA | 61.23m 200' 11" | 61.23 | 60.34 | 59.87 | 58.33 | FOUL | FOUL | |
| 2 | HOFFMAN, ZEBULIAH | SR | EVERGREE | 61.11m 200' 6 ¹ / ₄ | FOUL | 57.35 | 57.27 | FOUL | FOUL | 61.11 | |
| 3 | WELLINGTON, ALEX | JR | HASTINGS | 57.27m 187' 11" | 54.41 | 55.75 | FOUL | 57.27 | FOUL | 53.78 | |
| 4 | LAKE, AL | JR | DAVENPORT | 56.93m 186' 9 ¹ / ₂ | 54.10 | 52.42 | 56.54 | 56.93 | FOUL | FOUL | |
| 5 | SABATA, SETH | SO | MIDLAND | 56.85m 186' 6 ¹ / ₂ | 56.85 | 54.71 | 56.29 | 55.69 | 56.30 | FOUL | |
| 6 | HOUSER, NATHAN | SO | MIDLAND | 54.76m 179' 8 ¹ / ₄ | 54.76 | FOUL | FOUL | | | | |
| 7 | PIROMARI, KARDOKH | SR | DAVENPORT | 53.17m 174' 5 ¹ / ₂ | FOUL | 53.17 | FOUL | | | | |
| 8 | LINDSLEY, JUSTON | JR | COLLEGE O | 52.96m 173' 9 ¹ / ₄ | 52.96 | 52.28 | FOUL | | | | |
| 9 | DANTONA, HARRY | SR | TAYLOR | 51.42m 168' 8 ³ / ₄ | 51.42 | 50.05 | 50.62 | | | | |
| 10 | CORNELIO, JACOB | FR | CONCORDIA | 50.45m 165' 6 ¹ / ₂ | FOUL | 50.45 | FOUL | | | | |

NAIA OUTDOOR TRACK & FIELD CHAMPIONSHIPS 2017

Gulf Shores, AL
 Mickey Miller Blackwell Stadium
 Weather: Sunny & Clear, Th- 80, Fr- 83, Sa- 84
 Host: Gulf Shores Sports Commission
 5/25/2017 - 5/27/2017

MEET OFFICIALS

Meet Director:
 Houston Young
Meet Referee:
 Lawhorn/Thurber/ Mitchell
Timing:
 www.cfpitiming.com



OFFICIAL MEET REPORT
 printed: 5/27/2017 7:53 PM

RESULTS

#38 Men's Hammer (cont'd)

| Pl | Name | Yr | Team | Mark | Rnd 1 | Rnd 2 | Rnd 3 | Rnd 4 | Rnd 5 | Rnd 6 |
|----------------------|--------------------|----|--------------|---------------------|-------|-------|-------|-------|-------|-------|
| Flight 3 of 3 | | | | | | | | | | |
| 1 | BOELLSTORFF, CODY | SR | CONCORDIA | 64.80m 212' 7 1/2" | 63.67 | 64.49 | 63.25 | FOUL | FOUL | 64.80 |
| 2 | SVOBODA, CHRIS | JR | DOANE | 54.25m 178' 0" | 54.25 | FOUL | 54.22 | | | |
| 3 | YEP, SEBASTIAN | FR | BRITISH CO | 51.58m 169' 3" | 51.58 | 49.96 | 50.98 | | | |
| 4 | WELSH, IAN | SR | ST. FRANCIS | 50.95m 167' 2 1/4" | FOUL | 49.25 | 50.95 | | | |
| 5 | MICOZZI, ELIAS | SR | BETHEL (IND) | 50.74m 166' 6" | 50.74 | FOUL | 47.23 | | | |
| 6 | MITCHELL, TAYLOR | SR | GRAND VIE | 50.09m 164' 4 1/4" | 50.09 | 49.32 | FOUL | | | |
| 7 | TOLEDO, ERIC | SO | DAVENPORT | 49.99m 164' 0 1/2" | 48.35 | 48.46 | 49.99 | | | |
| 8 | ARELLANOS, ARMANDO | SO | MOUNT MER | 49.03m 160' 10 1/2" | 48.29 | 49.03 | FOUL | | | |
| | PEOPLES, CORY | JR | BAKER | DNS | FOUL | FOUL | FOUL | | | |
| | STUCKEY, ISAAC | SO | GRACE | FOUL | FOUL | FOUL | FOUL | | | |

#40 Men's Javelin

| | | | | | | |
|---|-------------------|--------|---------------|---------------------|-----------|------------------|
| W | World | 98.48m | Jan Zelezny | CZE | 5/25/1996 | Jena, GER |
| A | American | 91.29m | Breaux Greer | adidas | 6/21/2007 | Indianapolis, IN |
| N | NAIA Championship | 75.46m | Rick Simoncic | Pittsburg State, KS | 1986 | Russellville, AR |
| C | College Outdoor | 89.10m | Patrik Boden | Texas | 3/24/1990 | Austin, TX |

5:30 PM (Day 1):

| Pl | Name | Yr | Team | Mark | Rnd 1 | Rnd 2 | Rnd 3 | Rnd 4 | Rnd 5 | Rnd 6 | F(Pl) | Pts |
|----|----------------------|----|-------------|---------------------|-------|-------|-------|-------|-------|-------|-------|-----|
| 1 | SALDANA, PANCHO | SR | EASTERN O | 67.50m 221' 5 3/4" | 67.50 | 67.12 | FOUL | 61.78 | 61.31 | 61.54 | 2(1) | 10 |
| 2 | WOLTERS, BRANDT | SO | MCPHERSO | 62.55m 205' 2 3/4" | 59.40 | 58.02 | 56.32 | 58.16 | 53.00 | 62.55 | 1(1) | 8 |
| 3 | BARNETT, DAVID | SR | CARROLL | 62.35m 204' 7" | 61.78 | 58.88 | 61.53 | 57.39 | 58.85 | 62.35 | 1(2) | 6 |
| 4 | SIMPSON, JALON | FR | OLIVET NAZ | 61.09m 200' 5 1/2" | 49.62 | 61.09 | 58.07 | 55.22 | FOUL | FOUL | 1(3) | 5 |
| 5 | HACKNEY, CHRISTIAN | JR | NORTHWES | 59.54m 195' 4 1/4" | 57.71 | 54.83 | 56.00 | 55.17 | 55.67 | 59.54 | 1(4) | 4 |
| 6 | PEPIN, TREVOR | FR | GREAT FALL | 57.63m 189' 1 1/4" | 57.63 | FOUL | 55.81 | 55.30 | 54.58 | 55.25 | 1(5) | 3 |
| 7 | MCCOLLUM, DAN | SR | WESTMONT | 56.50m 185' 4 3/4" | FOUL | 55.80 | 55.17 | 56.50 | 54.89 | 52.75 | 2(2) | 2 |
| 8 | DUDLEY, GORDON | SO | REINHARDT | 56.35m 184' 10 3/4" | 54.24 | 56.12 | FOUL | 54.47 | 56.15 | 56.35 | 2(3) | 1 |
| 9 | MILLER, JOSEPH | SR | WESTMONT | 55.95m 183' 7" | FOUL | 55.95 | 54.84 | FOUL | FOUL | 51.22 | 1(6) | |
| 10 | MILLER, PAXTON | FR | DICKINSON | 55.47m 182' 0 1/4" | 55.47 | FOUL | 54.65 | | | | 2(4) | |
| 11 | ALLEN, ROAN | FR | BRITISH CO | 55.25m 181' 3 1/2" | 54.33 | 55.25 | 50.65 | | | | 2(5) | |
| 12 | COBB, KOLTON | SO | EASTERN O | 55.08m 180' 8 3/4" | 53.05 | 55.08 | 51.20 | | | | 1(7) | |
| 13 | PEASLEY, DUSTIN | SO | BRIAR CLIFF | 54.90m 180' 1 3/4" | 54.90 | FOUL | 47.91 | | | | 1(8) | |
| 14 | KILCUP, AUSTIN | SO | EASTERN O | 54.09m 177' 5 3/4" | 54.09 | 52.43 | 53.02 | | | | 1(9) | |
| 15 | OSTROSKY, ISAAC | FR | STERLING | 51.94m 170' 5 1/4" | 45.18 | 51.14 | 51.94 | | | | 2(6) | |
| 16 | WONG, ERIC | JR | WESTMONT | 50.52m 165' 9 1/4" | 50.52 | 47.56 | FOUL | | | | 2(7) | |
| 17 | BURKI, SAM | SR | BRIAR CLIFF | 48.63m 159' 6 3/4" | 48.63 | FOUL | FOUL | | | | 2(8) | |
| 18 | SANDRI, ISAAC | FR | BRITISH CO | 48.51m 159' 2" | FOUL | 48.51 | FOUL | | | | 1(10) | |
| 19 | HERRINGTON, MITCHELL | SO | TAYLOR | 48.20m 158' 2" | 48.20 | FOUL | FOUL | | | | 2(9) | |
| 20 | WASHBURN, JACOB | FR | CUMBERLA | 47.98m 157' 5 1/4" | FOUL | 47.98 | FOUL | | | | 1(11) | |
| 21 | SMITH, GRAHAM | SO | GEORGETO | 47.29m 155' 2" | 47.29 | FOUL | FOUL | | | | 2(10) | |
| | DICKEY, DARRIEN | JR | WILLIAM WO | DNS | | | | | | | 2 | |

FLIGHT RESULTS

| Pl | Name | Yr | Team | Mark | Rnd 1 | Rnd 2 | Rnd 3 | Rnd 4 | Rnd 5 | Rnd 6 |
|----------------------|-----------------|----|----------|--------------------|-------|-------|-------|-------|-------|-------|
| Flight 1 of 2 | | | | | | | | | | |
| 1 | WOLTERS, BRANDT | SO | MCPHERSO | 62.55m 205' 2 3/4" | 59.40 | 58.02 | 56.32 | 58.16 | 53.00 | 62.55 |
| 2 | BARNETT, DAVID | SR | CARROLL | 62.35m 204' 7" | 61.78 | 58.88 | 61.53 | 57.39 | 58.85 | 62.35 |

NAIA OUTDOOR TRACK & FIELD CHAMPIONSHIPS 2017

Gulf Shores, AL

Mickey Miller Blackwell Stadium

Weather: Sunny & Clear, Th- 80, Fr- 83, Sa- 84

Host: Gulf Shores Sports Commission

5/25/2017 - 5/27/2017

MEET OFFICIALS

Meet Director:


Houston Young

Meet Referee:

Lawhorn/Thurber/ Mitchell

Timing:

www.cfpitiming.com



OFFICIAL MEET REPORT

printed: 5/27/2017 7:53 PM

RESULTS

#40 Men's Javelin (cont'd)

| Pl | Name | Yr Team | Mark | Rnd 1 | Rnd 2 | Rnd 3 | Rnd 4 | Rnd 5 | Rnd 6 |
|----------------------|----------------------|----------------|---------------------|-------|-------|-------|-------|-------|-------|
| 3 | SIMPSON, JALON | FR OLIVET NAZ | 61.09m 200' 5 1/2" | 49.62 | 61.09 | 58.07 | 55.22 | FOUL | FOUL |
| 4 | HACKNEY, CHRISTIAN | JR NORTHWES | 59.54m 195' 4 1/4" | 57.71 | 54.83 | 56.00 | 55.17 | 55.67 | 59.54 |
| 5 | PEPIN, TREVOR | FR GREAT FALL | 57.63m 189' 1 1/4" | 57.63 | FOUL | 55.81 | 55.30 | 54.58 | 55.25 |
| 6 | MILLER, JOSEPH | SR WESTMONT | 55.95m 183' 7" | FOUL | 55.95 | 54.84 | FOUL | FOUL | 51.22 |
| 7 | COBB, KOLTON | SO EASTERN O | 55.08m 180' 8 3/4" | 53.05 | 55.08 | 51.20 | | | |
| 8 | PEASLEY, DUSTIN | SO BRIAR CLIFF | 54.90m 180' 1 3/4" | 54.90 | FOUL | 47.91 | | | |
| 9 | KILCUP, AUSTIN | SO EASTERN O | 54.09m 177' 5 3/4" | 54.09 | 52.43 | 53.02 | | | |
| 10 | SANDRI, ISAAC | FR BRITISH CO | 48.51m 159' 2" | FOUL | 48.51 | FOUL | | | |
| 11 | WASHBURN, JACOB | FR CUMBERLA | 47.98m 157' 5 1/4" | FOUL | 47.98 | FOUL | | | |
| Flight 2 of 2 | | | | | | | | | |
| 1 | SALDANA, PANCHO | SR EASTERN O | 67.50m 221' 5 3/4" | 67.50 | 67.12 | FOUL | 61.78 | 61.31 | 61.54 |
| 2 | MCCOLLUM, DAN | SR WESTMONT | 56.50m 185' 4 3/4" | FOUL | 55.80 | 55.17 | 56.50 | 54.89 | 52.75 |
| 3 | DUDLEY, GORDON | SO REINHARDT | 56.35m 184' 10 3/4" | 54.24 | 56.12 | FOUL | 54.47 | 56.15 | 56.35 |
| 4 | MILLER, PAXTON | FR DICKINSON | 55.47m 182' 0 1/4" | 55.47 | FOUL | 54.65 | | | |
| 5 | ALLEN, ROAN | FR BRITISH CO | 55.25m 181' 3 1/2" | 54.33 | 55.25 | 50.65 | | | |
| 6 | OSTROSKY, ISAAC | FR STERLING | 51.94m 170' 5 1/4" | 45.18 | 51.14 | 51.94 | | | |
| 7 | WONG, ERIC | JR WESTMONT | 50.52m 165' 9 1/4" | 50.52 | 47.56 | FOUL | | | |
| 8 | BURKI, SAM | SR BRIAR CLIFF | 48.63m 159' 6 3/4" | 48.63 | FOUL | FOUL | | | |
| 9 | HERRINGTON, MITCHELL | SO TAYLOR | 48.20m 158' 2" | 48.20 | FOUL | FOUL | | | |
| 10 | SMITH, GRAHAM | SO GEORGETO | 47.29m 155' 2" | 47.29 | FOUL | FOUL | | | |
| | DICKEY, DARRIEN | JR WILLIAM WO | DNS | | | | | | |

#42 Men's Decathlon


| Pl | Name | Points | 100 | Long Jump | Shot Put | High Jump | 400 | 110H | Discus | Pole Vault | Javelin | 1500 |
|----|--|--------|------------------------|-----------------------------------|------------------------------|---------------------------|------------------------|-----------------------------|------------------------------|----------------------------|-------------------------------|----------------|
| 1 | GANDY, DREW CENTRAL METHO Team Points: 10 | 6855 | 11.30 (+1.2) 795 | 6.62m 21' 8 3/4" (+0.7) 725 | 11.02m 36' 2 1/4" 547 | 1.72m 5' 7 3/4" 560 | 49.62 (+1.1) 832 | 15.33 95' 8 3/4" 810 | 29.17m 95' 8 3/4" 448 | 4.60m 15' 1" 790 | 53.01m 173' 11 1/4" 633 | 4:34.54 715 |
| 2 | DOTSON, JOE SOUTHERN OREG Team Points: 8 | 6732 | 11.53 (+1.2) 746 | 6.35m 20' 10" (+1.3) 664 | 11.53m 37' 10 1/4" 578 | 1.69m 5' 6 1/2" 536 | 50.95 (+3.0) 771 | 16.20 128' 8 3/4" 710 | 39.23m 14' 1 1/4" 649 | 4.30m 14' 1 1/4" 702 | 49.37m 162' 0" 579 | 4:22.18 797 |
| 3 | LAWSON, WINSTO VANGUARD Team Points: 6 | 6729 | 11.34 (-2.5) 786 | 6.50m 21' 4" (-0.5) 697 | 11.20m 36' 9 1/4" 558 | 1.84m 6' 0 1/2" 661 | 50.26 (+3.0) 803 | 14.66 104' 0 3/4" 891 | 31.71m 104' 0 3/4" 498 | 3.80m 12' 5 1/2" 562 | 50.87m 166' 11" 601 | 4:41.31 672 |
| 4 | ANDJELIC, NIKOLA RIO GRANDE Team Points: 5 | 6697 | 11.39 (+1.2) 776 | 6.43m 21' 1 1/4" (+0.4) 682 | 11.19m 36' 8 3/4" 557 | 1.78m 5' 10" 610 | 51.87 (+3.6) 730 | 14.85 110' 0" 868 | 33.52m 110' 0" 534 | 4.30m 14' 1 1/4" 702 | 47.63m 156' 3 1/2" 554 | 4:39.34 684 |
| 5 | GRETZ, SETH OREGON TECH Team Points: 4 | 6693 | 11.42 (+1.2) 769 | 6.51m 21' 4 1/4" (+1.0) 700 | 10.03m 32' 11 1/4" 487 | 1.87m 6' 1 1/2" 687 | 52.23 (+3.0) 715 | 15.25 107' 5 3/4" 820 | 32.75m 107' 5 3/4" 519 | 4.70m 15' 5" 819 | 42.94m 140' 10 3/4" 485 | 4:38.17 692 |
| 6 | TOP, PIETER WESTMONT Team Points: 3 | 6479 | 11.09 (-2.5) 841 | 6.65m 21' 10" (+1.0) 732 | 10.09m 33' 1 1/2" 491 | 1.72m 5' 7 3/4" 560 | 50.02 (+2.6) 814 | 15.11 90' 1 3/4" 836 | 27.47m 90' 1 3/4" 415 | 3.70m 12' 1 1/2" 535 | 40.64m 133' 4 1/4" 451 | 4:21.07 804 |
| 7 | BRACKEN, JASON CORBAN Team Points: 2 | 6448 | 11.80 (-2.5) 691 | 5.95m 19' 6 1/4" (+0.0) 576 | 12.87m 42' 3" 659 | 1.96m 6' 5" 767 | 52.82 (+3.6) 689 | 17.41 146' 9 1/4" 582 | 44.73m 146' 9 1/4" 761 | 3.50m 11' 5 3/4" 482 | 55.31m 181' 5 3/4" 668 | 4:57.79 573 |

NAIA OUTDOOR TRACK & FIELD CHAMPIONSHIPS 2017

Gulf Shores, AL
 Mickey Miller Blackwell Stadium
 Weather: Sunny & Clear, Th- 80, Fr- 83, Sa- 84
 Host: Gulf Shores Sports Commission
 5/25/2017 - 5/27/2017

MEET OFFICIALS

Meet Director:
Houston Young
Meet Referee:
Lawhorn/Thurber/ Mitchell
Timing:
www.cfpitiming.com



OFFICIAL MEET REPORT
 printed: 5/27/2017 7:53 PM

RESULTS

#42 Men's Decathlon (cont'd)

| Pl | Name | Points | 100 | Long Jump | Shot Put | High Jump | 400 | 110H | Discus | Pole Vault | Javelin | 1500 |
|----|--|--------|------------------------|--|--|---|--------------|------------------------|---|---|--|---------|
| 8 | FOX, PHILIP BETHEL (IND.) Team Points: 1 | 6427 | 11.31 (+1.2) 793 | 6.87m 22' 6 ¹ / ₂ (+1.9) 783 | 10.20m 33' 5 ³ / ₄ 498 | 1.75m 5' 8 ³ / ₄ 585 | 51.21 760 | 16.39 (+1.1) 689 | 35.76m 117' 4 ¹ / ₄ 579 | 4.00m 13' 1 ¹ / ₂ 617 | 44.52m 146' 1" 508 | 4:50.54 |
| 9 | SCHMIDT, MICHAEL CORBAN | 6391 | 11.66 (-2.5) 719 | 6.35m 20' 10" (+0.0) 664 | 9.92m 32' 6 ³ / ₄ 481 | 1.75m 5' 8 ³ / ₄ 585 | 50.86 775 | 16.16 (+3.6) 715 | 33.71m 110' 7 ¹ / ₂ 538 | 4.20m 13' 9 ¹ / ₄ 673 | 41.62m 136' 6 ³ / ₄ 466 | 4:25.45 |
| 10 | PRZYSTUPA, MICH BRITISH COLUMBI | 6183 | 11.57 (+1.2) 738 | 6.33m 20' 9 ¹ / ₄ (+1.1) 659 | 10.81m 35' 5 ³ / ₄ 534 | 1.81m 5' 11 ¹ / ₄ 636 | 51.75 736 | 15.17 (+2.6) 829 | 28.77m 94' 5" 440 | 3.90m 12' 9 ¹ / ₂ 590 | 37.11m 121' 9 ¹ / ₄ 400 | 4:49.53 |
| 11 | CONNELL, COLE ST. AMBROSE | 5918 | 11.88 (-2.5) 675 | 6.22m 20' 5" (+1.3) 635 | 9.29m 30' 6" 443 | 1.84m 6' 0 ¹ / ₂ 661 | 52.85 688 | 15.82 (+2.6) 753 | 29.09m 95' 5 ¹ / ₂ 447 | 4.10m 13' 5 ¹ / ₄ 645 | 36.08m 118' 4 ³ / ₄ 386 | 4:55.61 |
| 12 | NEY, BROOKS COLLEGE OF IDAH | 5645 | 12.09 (-2.5) 633 | 5.83m 19' 1 ¹ / ₂ (+1.6) 550 | 11.20m 36' 9 ¹ / ₄ 558 | 1.69m 5' 6 ¹ / ₂ 536 | 54.34 626 | 16.64 (+3.0) 662 | 31.61m 103' 8 ³ / ₄ 496 | 3.70m 12' 1 ¹ / ₂ 535 | 39.12m 128' 4 ¹ / ₂ 429 | 4:49.71 |
| 13 | KORVER, CALVIN NORTHWESTERN (| 5403 | 11.77 (-2.5) 697 | 6.14m 20' 1 ³ / ₄ (+2.6) 617 | 10.66m 35' 0" 525 | 1.93m 6' 4" 740 | DQ 774 | 15.64 (+3.6) 774 | 27.57m 90' 5 ³ / ₄ 417 | 3.70m 12' 1 ¹ / ₂ 535 | 43.45m 142' 7" 492 | 4:52.08 |
| 14 | BOLT, MATTHEW DORDT | 5286 | 12.31 (+1.2) 591 | 5.46m 17' 11" (+1.4) 473 | 13.17m 43' 2 ³ / ₄ 678 | 1.75m 5' 8 ³ / ₄ 585 | 54.24 630 | 18.95 (+1.1) 437 | 38.61m 126' 8 ¹ / ₄ 636 | 3.40m 11' 1 ³ / ₄ 457 | 40.83m 133' 11 ³ / ₄ 454 | 5:41.49 |
| | SUDBECK, LEVI DOANE | NP | 12.10 (-2.5) 631 | 5.91m 19' 4 ³ / ₄ (-1.4) 567 | 9.52m 31' 3" 457 | 1.90m 6' 2 ³ / ₄ 714 | 54.99 599 | 15.31 (+1.1) 812 | 32.23m 105' 9 ¹ / ₄ 508 | 4.10m 13' 5 ¹ / ₄ 645 | NM | DNS |
| | NEMITZ, JACKSON WESTMONT | NP | 11.59 (+1.2) 734 | 6.26m 20' 6 ¹ / ₂ (+1.9) 644 | 10.54m 34' 7 ¹ / ₄ 518 | 1.69m 5' 6 ¹ / ₂ 536 | DNS | DNS | NM | NH | DNS | DNS |

#42-1 Men's Decathlon 100 Meters

| | | | | | | |
|---|-------------------|-------|-----------------|-------------------|-----------|-----------------|
| W | World | 9.58 | Usain Bolt | JAM | 8/16/2009 | Berlin, GER |
| A | American | 9.69 | Tyson Gay | adidas | 9/20/2009 | Shanghai, CHN |
| N | NAIA Championship | 10.05 | Davidson Ezinwa | Azusa Pacafic, CA | 1992 | Abbotsford, BC, |
| C | College Outdoor | 9.89 | Ngoni Makusha | Florida State | 7/10/2001 | Des Moines, IA |

10:00 AM (Day 1):

| Pl | Name | Yr | Team | Time | Note | H(Pl) | Pts |
|----|--------------------|----|-----------------|-------|------|-------------|-----|
| 1 | TOP, PIETER | FR | WESTMONT | 11.09 | | (-2.5) 2(1) | 841 |
| 2 | GANDY, DREW | SR | CENTRAL METHOD | 11.30 | | (+1.2) 1(1) | 795 |
| 3 | FOX, PHILIP | SO | BETHEL (IND.) | 11.31 | | (+1.2) 1(2) | 793 |
| 4 | LAWSON, WINSTON | SR | VANGUARD | 11.34 | | (-2.5) 2(2) | 786 |
| 5 | ANDJELIC, NIKOLA | JR | RIO GRANDE | 11.39 | | (+1.2) 1(3) | 776 |
| 6 | GRETZ, SETH | JR | OREGON TECH | 11.42 | | (+1.2) 1(4) | 769 |
| 7 | DOTSON, JOE | SO | SOUTHERN OREG | 11.53 | | (+1.2) 1(5) | 746 |
| 8 | PRZYSTUPA, MICHAEL | SR | BRITISH COLUMBI | 11.57 | | (+1.2) 1(6) | 738 |
| 9 | NEMITZ, JACKSON | SO | WESTMONT | 11.59 | | (+1.2) 1(7) | 734 |
| 10 | SCHMIDT, MICHAEL | FR | CORBAN | 11.66 | | (-2.5) 2(3) | 719 |
| 11 | KORVER, CALVIN | FR | NORTHWESTERN (| 11.77 | | (-2.5) 2(4) | 697 |

NAIA OUTDOOR TRACK & FIELD CHAMPIONSHIPS 2017

Gulf Shores, AL

Mickey Miller Blackwell Stadium

Weather: Sunny & Clear, Th- 80, Fr- 83, Sa- 84

Host: Gulf Shores Sports Commission

5/25/2017 - 5/27/2017

MEET OFFICIALS**Meet Director:**


Houston Young

Meet Referee:

Lawhorn/Thurber/ Mitchell

Timing:

www.cfpitiming.com

**OFFICIAL MEET REPORT**

printed: 5/27/2017 7:53 PM

RESULTS**#42-1 Men's Decathlon 100 Meters (cont'd)**

10:00 AM (Day 1):

| Pl | Name | Yr | Team | Time | Note | H(Pl) | Pts |
|----|----------------|----|-----------------|-------|--------|-------|-----|
| 12 | BRACKEN, JASON | JR | CORBAN | 11.80 | (-2.5) | 2(5) | 691 |
| 13 | CONNELL, COLE | SO | ST. AMBROSE | 11.88 | (-2.5) | 2(6) | 675 |
| 14 | NEY, BROOKS | JR | COLLEGE OF IDAH | 12.09 | (-2.5) | 2(7) | 633 |
| 15 | SUDBECK, LEVI | FR | DOANE | 12.10 | (-2.5) | 2(8) | 631 |
| 16 | BOLT, MATTHEW | SR | DORDT | 12.31 | (+1.2) | 1(8) | 591 |

SECTION RESULTS

| Pl | Name | Yr | Team | Time | Note | Pts |
|-----------------------|--------------------|----|-----------------|---------------------|------|-----|
| Section 1 of 2 | | | | Wind: (+1.2) | | |
| 1 | GANDY, DREW | SR | CENTRAL METHOD | 11.30 | | 795 |
| 2 | FOX, PHILIP | SO | BETHEL (IND.) | 11.31 | | 793 |
| 3 | ANDJELIC, NIKOLA | JR | RIO GRANDE | 11.39 | | 776 |
| 4 | GRETZ, SETH | JR | OREGON TECH | 11.42 | | 769 |
| 5 | DOTSON, JOE | SO | SOUTHERN OREG | 11.53 | | 746 |
| 6 | PRZYSTUPA, MICHAEL | SR | BRITISH COLUMBI | 11.57 | | 738 |
| 7 | NEMITZ, JACKSON | SO | WESTMONT | 11.59 | | 734 |
| 8 | BOLT, MATTHEW | SR | DORDT | 12.31 | | 591 |
| Section 2 of 2 | | | | Wind: (-2.5) | | |
| 1 | TOP, PIETER | FR | WESTMONT | 11.09 | | 841 |
| 2 | LAWSON, WINSTON | SR | VANGUARD | 11.34 | | 786 |
| 3 | SCHMIDT, MICHAEL | FR | CORBAN | 11.66 | | 719 |
| 4 | KORVER, CALVIN | FR | NORTHWESTERN (| 11.77 | | 697 |
| 5 | BRACKEN, JASON | JR | CORBAN | 11.80 | | 691 |
| 6 | CONNELL, COLE | SO | ST. AMBROSE | 11.88 | | 675 |
| 7 | NEY, BROOKS | JR | COLLEGE OF IDAH | 12.09 | | 633 |
| 8 | SUDBECK, LEVI | FR | DOANE | 12.10 | | 631 |

Men's Decathlon After 1 Events

| Pl | Athlete | Yr | Team | Points |
|----|------------------|----|------------------|--------|
| 1 | TOP, PIETER | FR | WESTMONT | 841 |
| 2 | GANDY, DREW | SR | CENTRAL METHOD | 795 |
| 3 | FOX, PHILIP | SO | BETHEL (IND.) | 793 |
| 4 | LAWSON, WINSTO | SR | VANGUARD | 786 |
| 5 | ANDJELIC, NIKOLA | JR | RIO GRANDE | 776 |
| 6 | GRETZ, SETH | JR | OREGON TECH | 769 |
| 7 | DOTSON, JOE | SO | SOUTHERN OREGO | 746 |
| 8 | PRZYSTUPA, MICH | SR | BRITISH COLUMBIA | 738 |
| 9 | NEMITZ, JACKSON | SO | WESTMONT | 734 |
| 10 | SCHMIDT, MICHAEL | FR | CORBAN | 719 |
| 11 | KORVER, CALVIN | FR | NORTHWESTERN (I | 697 |
| 12 | BRACKEN, JASON | JR | CORBAN | 691 |
| 13 | CONNELL, COLE | SO | ST. AMBROSE | 675 |
| 14 | NEY, BROOKS | JR | COLLEGE OF IDAH | 633 |
| 15 | SUDBECK, LEVI | FR | DOANE | 631 |
| 16 | BOLT, MATTHEW | SR | DORDT | 591 |

NAIA OUTDOOR TRACK & FIELD CHAMPIONSHIPS 2017

Gulf Shores, AL

Mickey Miller Blackwell Stadium

Weather: Sunny & Clear, Th- 80, Fr- 83, Sa- 84

Host: Gulf Shores Sports Commission

5/25/2017 - 5/27/2017

MEET OFFICIALS

Meet Director:


Houston Young

Meet Referee:

Lawhorn/Thurber/ Mitchell

Timing:

www.cfpitiming.com



OFFICIAL MEET REPORT

printed: 5/27/2017 7:53 PM

RESULTS

#42-2 Men's Decathlon Long Jump

| | | | | | |
|---------------------|-------|--------------|------------------|-----------|-----------------|
| W World | 8.95m | Mike Powell | USA | 8/30/1991 | Tokyo, JPN |
| A American | 8.95m | Mike Powell | Foot Locker AC | 8/30/1991 | Tokyo, JPN |
| N NAIA Championship | 8.09m | Joshua Owusu | Angelo State, TX | 1974 | Arkadelphia, AR |
| C College Outdoor | 8.74m | Erick Walder | Arkansas | 4/2/1994 | El Paso, TX |

10:35 AM (Day 1):

| Pl | Name | Yr | Team | Mark | Rnd 1 | Rnd 2 | Rnd 3 | Rnd 4 | Rnd 5 | Rnd 6 | Pts |
|----|--------------------|----|-----------------|--|-------------|-------------|-------------|-------|-------|-------|-----|
| 1 | FOX, PHILIP | | SO BETHEL (IND) | 6.87m 22' 6 ¹ / ₂ " (+1.9) | 6.53 (-0.3) | 6.87 (+1.9) | 6.59 (-1.1) | | | | 783 |
| 2 | TOP, PIETER | | FR WESTMONT | 6.65m 21' 10" (+1.0) | 6.58 (+1.5) | 6.65 (+1.0) | FOUL | | | | 732 |
| 3 | GANDY, DREW | | SR CENTRAL M | 6.62m 21' 8 ³ / ₄ " (+0.7) | 6.06 (+1.9) | 6.51 (-0.1) | 6.62 (+0.7) | | | | 725 |
| 4 | GRETZ, SETH | | JR OREGON TE | 6.51m 21' 4 ¹ / ₄ " (+1.0) | 5.99 (-2.0) | FOUL | 6.51 (+1.0) | | | | 700 |
| 5 | LAWSON, WINSTON | | SR VANGUARD | 6.50m 21' 4" (-0.5) | 6.33 (+0.0) | 6.33 (+2.1) | 6.50 (-0.5) | | | | 697 |
| 6 | ANDJELIC, NIKOLA | | JR RIO GRAND | 6.43m 21' 1 ¹ / ₄ " (+0.4) | 6.43 (+0.4) | 6.34 (+1.6) | 6.06 (+0.0) | | | | 682 |
| 7 | DOTSON, JOE | | SO SOUTHERN | 6.35m 20' 10" (+1.3) | 6.35 (+1.3) | FOUL | 6.35 (+2.9) | | | | 664 |
| 8 | SCHMIDT, MICHAEL | | FR CORBAN | 6.35m 20' 10" (+0.0) | 5.89 (-1.2) | FOUL | 6.35 (+0.0) | | | | 664 |
| 9 | PRZYSTUPA, MICHAEL | | SR BRITISH CO | 6.33m 20' 9 ¹ / ₄ " (+1.1) | 5.69 (-1.1) | 6.27 (+0.3) | 6.33 (+1.1) | | | | 659 |
| 10 | NEMITZ, JACKSON | | SO WESTMONT | 6.26m 20' 6 ¹ / ₂ " (+1.9) | 5.69 (-0.5) | 6.26 (+1.9) | FOUL | | | | 644 |
| 11 | CONNELL, COLE | | SO ST. AMBROS | 6.22m 20' 5" (+1.3) | 6.12 (+0.0) | 6.22 (+1.3) | FOUL | | | | 635 |
| 12 | KORVER, CALVIN | | FR NORTHWES | 6.14m 20' 1 ³ / ₄ " (+2.6) | 5.62 (+0.2) | 6.14 (+2.6) | 6.04 (+1.7) | | | | 617 |
| 13 | BRACKEN, JASON | | JR CORBAN | 5.95m 19' 6 ¹ / ₄ " (+0.0) | 5.95 (+0.0) | 5.94 (+0.0) | FOUL | | | | 576 |
| 14 | SUDBECK, LEVI | | FR DOANE | 5.91m 19' 4 ³ / ₄ " (-1.4) | 5.78 (+0.0) | 5.63 (+1.6) | 5.91 (-1.4) | | | | 567 |
| 15 | NEY, BROOKS | | JR COLLEGE O | 5.83m 19' 1 ¹ / ₂ " (+1.6) | 5.30 (-0.4) | 5.83 (+1.6) | 5.83 (-0.3) | | | | 550 |
| 16 | BOLT, MATTHEW | | SR DORDT | 5.46m 17' 11" (+1.4) | 5.43 (-1.5) | 5.46 (+1.4) | 5.20 (+0.1) | | | | 473 |

Men's Decathlon After 2 Events

| Pl | Athlete | Yr | Team | Points |
|----|------------------|----|----------------------|--------|
| 1 | FOX, PHILIP | | SO BETHEL (IND.) | 1576 |
| 2 | TOP, PIETER | | FR WESTMONT | 1573 |
| 3 | GANDY, DREW | | SR CENTRAL METHODIST | 1520 |
| 4 | LAWSON, WINSTON | | SR VANGUARD | 1483 |
| 5 | GRETZ, SETH | | JR OREGON TECH | 1469 |
| 6 | ANDJELIC, NIKOLA | | JR RIO GRANDE | 1458 |
| 7 | DOTSON, JOE | | SO SOUTHERN OREGO | 1410 |
| 8 | PRZYSTUPA, MICH | | SR BRITISH COLUMBIA | 1397 |
| 9 | SCHMIDT, MICHAEL | | FR CORBAN | 1383 |
| 10 | NEMITZ, JACKSON | | SO WESTMONT | 1378 |
| 11 | KORVER, CALVIN | | FR NORTHWESTERN (I) | 1314 |
| 12 | CONNELL, COLE | | SO ST. AMBROSE | 1310 |
| 13 | BRACKEN, JASON | | JR CORBAN | 1267 |
| 14 | SUDBECK, LEVI | | FR DOANE | 1198 |
| 15 | NEY, BROOKS | | JR COLLEGE OF IDAH | 1183 |
| 16 | BOLT, MATTHEW | | SR DORDT | 1064 |

NAIA OUTDOOR TRACK & FIELD CHAMPIONSHIPS 2017

Gulf Shores, AL

Mickey Miller Blackwell Stadium

Weather: Sunny & Clear, Th- 80, Fr- 83, Sa- 84

Host: Gulf Shores Sports Commission

5/25/2017 - 5/27/2017

MEET OFFICIALS

Meet Director:


Houston Young

Meet Referee:

Lawhorn/Thurber/ Mitchell

Timing:

www.cfpitiming.com



OFFICIAL MEET REPORT

printed: 5/27/2017 7:53 PM

RESULTS

#42-3 Men's Decathlon Shot Put

| | | | | | |
|---------------------|--------|-----------------|------------|-----------|-----------------|
| W World | 23.12m | Randy Barnes | USA | 5/20/1990 | Westwood, CA |
| A American | 23.13m | Randy Barnes | Mazda TC | 5/20/1990 | Westwood, CA |
| N NAIA Championship | 20.06m | Steve Ercegovac | Taylor, IN | 2000 | Abbotsford, BC, |
| C College Outdoor | 22.00m | John Godina | UCLA | 6/3/1995 | Knoxville, TN |

11:15 AM (Day 1):

| Pl | Name | Yr Team | Mark | Rnd 1 | Rnd 2 | Rnd 3 | Rnd 4 | Rnd 5 | Rnd 6 | Pts |
|----|--------------------|----------------|---|-------|-------|-------|-------|-------|-------|-----|
| 1 | BOLT, MATTHEW | SR DORDT | 13.17m 43' 2 ³ / ₄ " | 12.47 | 13.17 | 12.97 | | | | 678 |
| 2 | BRACKEN, JASON | JR CORBAN | 12.87m 42' 3" | 12.87 | 12.84 | 12.60 | | | | 659 |
| 3 | DOTSON, JOE | SO SOUTHERN | 11.53m 37' 10 ¹ / ₄ " | 11.53 | 11.36 | 11.08 | | | | 578 |
| 4 | NEY, BROOKS | JR COLLEGE O | 11.20m 36' 9 ¹ / ₄ " | 10.73 | 9.67 | 11.20 | | | | 558 |
| 5 | LAWSON, WINSTON | SR VANGUARD | 11.20m 36' 9 ¹ / ₄ " | 10.33 | 11.20 | 10.53 | | | | 558 |
| 6 | ANDJELIC, NIKOLA | JR RIO GRAND | 11.19m 36' 8 ³ / ₄ " | 10.87 | 10.98 | 11.19 | | | | 557 |
| 7 | GANDY, DREW | SR CENTRAL M | 11.02m 36' 2 ¹ / ₄ " | 10.32 | 11.02 | 10.49 | | | | 547 |
| 8 | PRZYSTUPA, MICHAEL | SR BRITISH CO | 10.81m 35' 5 ³ / ₄ " | 10.81 | 9.59 | FOUL | | | | 534 |
| 9 | KORVER, CALVIN | FR NORTHWES | 10.66m 35' 0" | 10.49 | 10.66 | 9.96 | | | | 525 |
| 10 | NEMITZ, JACKSON | SO WESTMONT | 10.54m 34' 7 ¹ / ₄ " | FOUL | 9.65 | 10.54 | | | | 518 |
| 11 | FOX, PHILIP | SO BETHEL (IND | 10.20m 33' 5 ³ / ₄ " | 10.20 | 10.13 | 10.14 | | | | 498 |
| 12 | TOP, PIETER | FR WESTMONT | 10.09m 33' 1 ¹ / ₂ " | 8.54 | 10.09 | 9.75 | | | | 491 |
| 13 | GRETZ, SETH | JR OREGON TE | 10.03m 32' 11 ¹ / ₄ " | 9.54 | 9.80 | 10.03 | | | | 487 |
| 14 | SCHMIDT, MICHAEL | FR CORBAN | 9.92m 32' 6 ³ / ₄ " | 9.71 | FOUL | 9.92 | | | | 481 |
| 15 | SUDBECK, LEVI | FR DOANE | 9.52m 31' 3" | FOUL | FOUL | 9.52 | | | | 457 |
| 16 | CONNELL, COLE | SO ST. AMBROS | 9.29m 30' 6" | FOUL | 9.29 | 9.27 | | | | 443 |

Men's Decathlon After 3 Events

| Pl | Athlete | Yr Team | Points |
|----|------------------|----------------------|--------|
| 1 | FOX, PHILIP | SO BETHEL (IND.) | 2074 |
| 2 | GANDY, DREW | SR CENTRAL METHODIST | 2067 |
| 3 | TOP, PIETER | FR WESTMONT | 2064 |
| 4 | LAWSON, WINSTON | SR VANGUARD | 2041 |
| 5 | ANDJELIC, NIKOLA | JR RIO GRANDE | 2015 |
| 6 | DOTSON, JOE | SO SOUTHERN OREGO | 1988 |
| 7 | GRETZ, SETH | JR OREGON TECH | 1956 |
| 8 | PRZYSTUPA, MICH | SR BRITISH COLUMBIA | 1931 |
| 9 | BRACKEN, JASON | JR CORBAN | 1926 |
| 10 | NEMITZ, JACKSON | SO WESTMONT | 1896 |
| 11 | SCHMIDT, MICHAEL | FR CORBAN | 1864 |
| 12 | KORVER, CALVIN | FR NORTHWESTERN (I | 1839 |
| 13 | CONNELL, COLE | SO ST. AMBROSE | 1753 |
| 14 | BOLT, MATTHEW | SR DORDT | 1742 |
| 15 | NEY, BROOKS | JR COLLEGE OF IDAH | 1741 |
| 16 | SUDBECK, LEVI | FR DOANE | 1655 |

NAIA OUTDOOR TRACK & FIELD CHAMPIONSHIPS 2017

Gulf Shores, AL
 Mickey Miller Blackwell Stadium
 Weather: Sunny & Clear, Th- 80, Fr- 83, Sa- 84
 Host: Gulf Shores Sports Commission
 5/25/2017 - 5/27/2017

MEET OFFICIALS

Meet Director:
 Houston Young
Meet Referee:
 Lawhorn/Thurber/ Mitchell
Timing:
 www.cfpitiming.com



OFFICIAL MEET REPORT
 printed: 5/27/2017 7:53 PM

RESULTS

#42-4 Men's Decathlon High Jump

| | | | | | | |
|---|-------------------|-------|------------------|------------------|-----------|----------------|
| W | World | 2.45m | Javier Sotomayor | CUB | 7/27/1993 | Salamanca, ESP |
| A | American | 2.40m | Charles Austin | unattached | 8/7/1991 | Zurich, SWI |
| N | NAIA Championship | 2.22m | Mike Mason | British Columbia | 2006 | Fresno, CA |
| C | College Outdoor | 2.38m | Hollis Conway | S. W. Louisiana | 6/3/1989 | Provo, UT |

11:50 AM (Day 1):

| Pl | Name | Yr | Team | Mark | 1.72 | 1.75 | 1.78 | 1.81 | 1.84 | 1.87 | 1.90 | 1.93 | 1.96 | 1.99 | Pts |
|----|--------------------|----|--------------|---|------|------|------|------|------|------|------|------|------|------|-----|
| 1 | BRACKEN, JASON | JR | CORBAN | 1.96m 6' 5" | P | P | O | P | O | O | O | O | XO | XXX | 767 |
| 2 | KORVER, CALVIN | FR | NORTHWES | 1.93m 6' 4" | P | O | P | O | O | O | O | O | O | XXX | 740 |
| 3 | SUDBECK, LEVI | FR | DOANE | 1.90m 6' 2 ³ / ₄ | P | O | O | XXO | O | O | XXO | XXX | | | 714 |
| 4 | GRETZ, SETH | JR | OREGON TE | 1.87m 6' 1 ¹ / ₂ | O | P | O | O | XO | XXO | XXX | | | | 687 |
| 5 | LAWSON, WINSTON | SR | VANGUARD | 1.84m 6' 0 ¹ / ₂ | P | P | P | P | O | P | P | P | XXX | | 661 |
| 6 | CONNELL, COLE | SO | ST. AMBROS | 1.84m 6' 0 ¹ / ₂ | P | P | O | P | XXO | XXX | | | | | 661 |
| 7 | PRZYSTUPA, MICHAEL | SR | BRITISH CO | 1.81m 5' 11 ¹ / ₄ | XO | O | XXO | XXO | XXX | | | | | | 636 |
| 8 | ANDJELIC, NIKOLA | JR | RIO GRAND | 1.78m 5' 10" | O | P | XXO | XXX | | | | | | | 610 |
| 9 | SCHMIDT, MICHAEL | FR | CORBAN | 1.75m 5' 8 ³ / ₄ | P | XO | XXX | | | | | | | | 585 |
| 10 | FOX, PHILIP | SO | BETHEL (IND) | 1.75m 5' 8 ³ / ₄ | O | XXO | XXX | | | | | | | | 585 |
| 10 | BOLT, MATTHEW | SR | DORDT | 1.75m 5' 8 ³ / ₄ | P | XXO | XXX | | | | | | | | 585 |
| 12 | TOP, PIETER | FR | WESTMONT | 1.72m 5' 7 ³ / ₄ | XXO | XXX | | | | | | | | | 560 |
| 13 | GANDY, DREW | SR | CENTRAL M | 1.72m 5' 7 ³ / ₄ | XXO | XXX | | | | | | | | | 560 |
| 14 | DOTSON, JOE | SO | SOUTHERN | 1.69m 5' 6 ¹ / ₂ | XXX | | | | | | | | | | 536 |
| 15 | NEY, BROOKS | JR | COLLEGE O | 1.69m 5' 6 ¹ / ₂ | XXX | | | | | | | | | | 536 |
| 15 | NEMITZ, JACKSON | SO | WESTMONT | 1.69m 5' 6 ¹ / ₂ | XXX | | | | | | | | | | 536 |

| Pl | Name | Yr | Team | Mark | 1.60 | 1.63 | 1.66 | 1.69 | Pts |
|----|--------------------|----|------------|--|------|------|------|------|-----|
| 7 | PRZYSTUPA, MICHAEL | SR | BRITISH CO | (cont'd) | P | P | O | O | 636 |
| 8 | ANDJELIC, NIKOLA | JR | RIO GRAND | (cont'd) | P | P | XO | P | 610 |
| 10 | BOLT, MATTHEW | SR | DORDT | (cont'd) | O | O | P | O | 585 |
| 12 | TOP, PIETER | FR | WESTMONT | (cont'd) | O | P | O | O | 560 |
| 13 | GANDY, DREW | SR | CENTRAL M | (cont'd) | O | XO | O | XO | 560 |
| 14 | DOTSON, JOE | SO | SOUTHERN | 1.69m 5' 6 ¹ / ₂ | P | P | P | O | 536 |
| 15 | NEY, BROOKS | JR | COLLEGE O | 1.69m 5' 6 ¹ / ₂ | O | O | O | XXO | 536 |
| 15 | NEMITZ, JACKSON | SO | WESTMONT | 1.69m 5' 6 ¹ / ₂ | P | P | P | XXO | 536 |

Men's Decathlon After 4 Events

| Pl | Athlete | Yr | Team | Points |
|----|--------------------|----|-------------------|--------|
| 1 | LAWSON, WINSTON | SR | VANGUARD | 2702 |
| 2 | BRACKEN, JASON | JR | CORBAN | 2693 |
| 3 | FOX, PHILIP | SO | BETHEL (IND.) | 2659 |
| 4 | GRETZ, SETH | JR | OREGON TECH | 2643 |
| 5 | GANDY, DREW | SR | CENTRAL METHODIST | 2627 |
| 6 | ANDJELIC, NIKOLA | JR | RIO GRANDE | 2625 |
| 7 | TOP, PIETER | FR | WESTMONT | 2624 |
| 8 | KORVER, CALVIN | FR | NORTHWESTERN (I) | 2579 |
| 9 | PRZYSTUPA, MICHAEL | SR | BRITISH COLUMBIA | 2567 |
| 10 | DOTSON, JOE | SO | SOUTHERN OREGON | 2524 |
| 11 | SCHMIDT, MICHAEL | FR | CORBAN | 2449 |
| 12 | NEMITZ, JACKSON | SO | WESTMONT | 2432 |

NAIA OUTDOOR TRACK & FIELD CHAMPIONSHIPS 2017

Gulf Shores, AL

Mickey Miller Blackwell Stadium

Weather: Sunny & Clear, Th- 80, Fr- 83, Sa- 84

Host: Gulf Shores Sports Commission

5/25/2017 - 5/27/2017

MEET OFFICIALS**Meet Director:**


Houston Young

Meet Referee:

Lawhorn/Thurber/ Mitchell

Timing:

www.cfpitiming.com

**OFFICIAL MEET REPORT**

printed: 5/27/2017 7:53 PM

RESULTS**Men's Decathlon After 4 Events (cont'd)**

| Pl | Athlete | Yr | Team | Points |
|----|---------------|----|-----------------|--------|
| 13 | CONNELL, COLE | SO | ST. AMBROSE | 2414 |
| 14 | SUDBECK, LEVI | FR | DOANE | 2369 |
| 15 | BOLT, MATTHEW | SR | DORDT | 2327 |
| 16 | NEY, BROOKS | JR | COLLEGE OF IDAH | 2277 |

#42-5 Men's Decathlon 400 Meters

| W | World | 43.03 | Wayde van Niekirk | RSA | 8/14/2016 | Rio de Janerio, |
|---|-------------------|-------|-------------------|---------------------|-----------|------------------|
| A | American | 43.18 | Michael Johnson | Nike | 8/26/1999 | Seville, SPA |
| N | NAIA Championship | 45.07 | Devon Morris | Wayland Baptist, TX | 1986 | Russellville, AR |
| C | College Outdoor | 44.00 | Quincy Watts | So. California | 6/6/1992 | Austin, TX |

1:20 PM (Day 1):

| Pl | Name | Yr | Team | Time | Note | H(Pl) | Pts |
|----|--------------------|----|-----------------|-------|---------|-------|-----|
| 1 | GANDY, DREW | SR | CENTRAL METHOD | 49.62 | | 2(1) | 832 |
| 2 | TOP, PIETER | FR | WESTMONT | 50.02 | | 1(1) | 814 |
| 3 | LAWSON, WINSTON | SR | VANGUARD | 50.26 | | 2(2) | 803 |
| 4 | SCHMIDT, MICHAEL | FR | CORBAN | 50.86 | | 2(3) | 775 |
| 5 | DOTSON, JOE | SO | SOUTHERN OREG | 50.95 | | 1(2) | 771 |
| 6 | FOX, PHILIP | SO | BETHEL (IND.) | 51.21 | | 2(4) | 760 |
| 7 | PRZYSTUPA, MICHAEL | SR | BRITISH COLUMBI | 51.75 | | 1(3) | 736 |
| 8 | ANDJELIC, NIKOLA | JR | RIO GRANDE | 51.87 | | 2(5) | 730 |
| 9 | GRETZ, SETH | JR | OREGON TECH | 52.23 | | 2(6) | 715 |
| 10 | BRACKEN, JASON | JR | CORBAN | 52.82 | | 1(4) | 689 |
| 11 | CONNELL, COLE | SO | ST. AMBROSE | 52.85 | | 1(5) | 688 |
| 12 | BOLT, MATTHEW | SR | DORDT | 54.24 | | 1(6) | 630 |
| 13 | NEY, BROOKS | JR | COLLEGE OF IDAH | 54.34 | | 1(7) | 626 |
| 14 | SUDBECK, LEVI | FR | DOANE | 54.99 | | 2(7) | 599 |
| | KORVER, CALVIN | FR | NORTHWESTERN (| | DQ Rule | 1 | |
| | NEMITZ, JACKSON | SO | WESTMONT | | DNS | 2 | |

SECTION RESULTS

| Pl | Name | Yr | Team | Time | Note | Pts |
|-----------------------|--------------------|----|-----------------|-------|---------|-----|
| Section 1 of 2 | | | | | | |
| 1 | TOP, PIETER | FR | WESTMONT | 50.02 | | 814 |
| 2 | DOTSON, JOE | SO | SOUTHERN OREG | 50.95 | | 771 |
| 3 | PRZYSTUPA, MICHAEL | SR | BRITISH COLUMBI | 51.75 | | 736 |
| 4 | BRACKEN, JASON | JR | CORBAN | 52.82 | | 689 |
| 5 | CONNELL, COLE | SO | ST. AMBROSE | 52.85 | | 688 |
| 6 | BOLT, MATTHEW | SR | DORDT | 54.24 | | 630 |
| 7 | NEY, BROOKS | JR | COLLEGE OF IDAH | 54.34 | | 626 |
| | KORVER, CALVIN | FR | NORTHWESTERN (| | DQ Rule | |

Section 2 of 2

| | | | | | | |
|---|------------------|----|----------------|-------|--|-----|
| 1 | GANDY, DREW | SR | CENTRAL METHOD | 49.62 | | 832 |
| 2 | LAWSON, WINSTON | SR | VANGUARD | 50.26 | | 803 |
| 3 | SCHMIDT, MICHAEL | FR | CORBAN | 50.86 | | 775 |
| 4 | FOX, PHILIP | SO | BETHEL (IND.) | 51.21 | | 760 |
| 5 | ANDJELIC, NIKOLA | JR | RIO GRANDE | 51.87 | | 730 |
| 6 | GRETZ, SETH | JR | OREGON TECH | 52.23 | | 715 |

NAIA OUTDOOR TRACK & FIELD CHAMPIONSHIPS 2017

Gulf Shores, AL

Mickey Miller Blackwell Stadium

Weather: Sunny & Clear, Th- 80, Fr- 83, Sa- 84

Host: Gulf Shores Sports Commission

5/25/2017 - 5/27/2017

MEET OFFICIALS**Meet Director:**


Houston Young

Meet Referee:

Lawhorn/Thurber/ Mitchell

Timing:

www.cfpitiming.com

**OFFICIAL MEET REPORT**

printed: 5/27/2017 7:53 PM

RESULTS**#42-5 Men's Decathlon 400 Meters (cont'd)**

| Pl | Name | Yr | Team | Time | Note | Pts |
|----|-----------------|----|----------|-------|------|-----|
| 7 | SUDBECK, LEVI | FR | DOANE | 54.99 | | 599 |
| | NEMITZ, JACKSON | SO | WESTMONT | DNS | | |

Men's Decathlon After 5 Events

| Pl | Athlete | Yr | Team | Points |
|----|------------------|----|------------------|--------|
| 1 | LAWSON, WINSTO | SR | VANGUARD | 3505 |
| 2 | GANDY, DREW | SR | CENTRAL METHOD | 3459 |
| 3 | TOP, PIETER | FR | WESTMONT | 3438 |
| 4 | FOX, PHILIP | SO | BETHEL (IND.) | 3419 |
| 5 | BRACKEN, JASON | JR | CORBAN | 3382 |
| 6 | GRETZ, SETH | JR | OREGON TECH | 3358 |
| 7 | ANDJELIC, NIKOLA | JR | RIO GRANDE | 3355 |
| 8 | PRZYSTUPA, MICH | SR | BRITISH COLUMBIA | 3303 |
| 9 | DOTSON, JOE | SO | SOUTHERN OREGO | 3295 |
| 10 | SCHMIDT, MICHA | FR | CORBAN | 3224 |
| 11 | CONNELL, COLE | SO | ST. AMBROSE | 3102 |
| 12 | SUDBECK, LEVI | FR | DOANE | 2968 |
| 13 | BOLT, MATTHEW | SR | DORDT | 2957 |
| 14 | NEY, BROOKS | JR | COLLEGE OF IDAH | 2903 |
| 15 | KORVER, CALVIN | FR | NORTHWESTERN (I | 2579 |

#42-6 Men's Decathlon 110m Hurdles

| W | World | 12.80 | Aries Merritt | USA | 9/7/2012 | Brussels, BEL |
|---|-------------------|-------|----------------------|-------------------|----------|---------------|
| A | American | 12.80 | Aries Merritt | Reebok | 9/7/2012 | Brussels, BEL |
| N | NAIA Championship | 13.74 | Dominique DeGrammont | Azusa Pacific, AZ | 2003 | Olathe, KS |
| C | College Outdoor | 13.00 | Renaldo Nehemiah | Maryland | 5/6/1979 | Westwood, CA |

10:00 AM (Day 2):

| Pl | Name | Yr | Team | Time | Note | H(Pl) | Pts |
|----|--------------------|----|-----------------|-------|--------|-------|-----|
| | LAWSON, WINSTON | SR | VANGUARD | 14.66 | (+3.0) | 4(1) | 891 |
| | ANDJELIC, NIKOLA | JR | RIO GRANDE | 14.85 | (+3.6) | 1(1) | 868 |
| | TOP, PIETER | FR | WESTMONT | 15.11 | (+2.6) | 3(1) | 836 |
| | PRZYSTUPA, MICHAEL | SR | BRITISH COLUMBI | 15.17 | (+2.6) | 3(2) | 829 |
| | GRETZ, SETH | JR | OREGON TECH | 15.25 | (+3.0) | 4(2) | 820 |
| | SUDBECK, LEVI | FR | DOANE | 15.31 | (+1.1) | 2(1) | 812 |
| | GANDY, DREW | SR | CENTRAL METHOD | 15.33 | (+1.1) | 2(2) | 810 |
| | KORVER, CALVIN | FR | NORTHWESTERN (| 15.64 | (+3.6) | 1(2) | 774 |
| | CONNELL, COLE | SO | ST. AMBROSE | 15.82 | (+2.6) | 3(3) | 753 |
| | SCHMIDT, MICHAEL | FR | CORBAN | 16.16 | (+3.6) | 1(3) | 715 |
| | DOTSON, JOE | SO | SOUTHERN OREG | 16.20 | (+3.0) | 4(3) | 710 |
| | FOX, PHILIP | SO | BETHEL (IND.) | 16.39 | (+1.1) | 2(3) | 689 |
| | NEY, BROOKS | JR | COLLEGE OF IDAH | 16.64 | (+3.0) | 4(4) | 662 |
| | BRACKEN, JASON | JR | CORBAN | 17.41 | (+3.6) | 1(4) | 582 |
| | BOLT, MATTHEW | SR | DORDT | 18.95 | (+1.1) | 2(4) | 437 |
| | NEMITZ, JACKSON | SO | WESTMONT | DNS | | 3 | |

SECTION RESULTS

| Pl | Name | Yr | Team | Time | Note | Pts |
|----|------|----|------|------|------|-----|
|----|------|----|------|------|------|-----|

Section 1 of 4


Wind: (+3.6)

NAIA OUTDOOR TRACK & FIELD CHAMPIONSHIPS 2017

Gulf Shores, AL
 Mickey Miller Blackwell Stadium
 Weather: Sunny & Clear, Th- 80, Fr- 83, Sa- 84
 Host: Gulf Shores Sports Commission
 5/25/2017 - 5/27/2017

MEET OFFICIALS

Meet Director:
 Houston Young
Meet Referee:
 Lawhorn/Thurber/ Mitchell
Timing:
 www.cfpitiming.com



OFFICIAL MEET REPORT
 printed: 5/27/2017 7:53 PM

RESULTS

#42-6 Men's Decathlon 110m Hurdles (cont'd)

| Pl | Name | Yr | Team | Time | Note | Pts |
|-----------------------|--------------------|----|-----------------|---------------------|------|-----|
| 1 | ANDJELIC, NIKOLA | JR | RIO GRANDE | 14.85 | | 868 |
| 2 | KORVER, CALVIN | FR | NORTHWESTERN (| 15.64 | | 774 |
| 3 | SCHMIDT, MICHAEL | FR | CORBAN | 16.16 | | 715 |
| 4 | BRACKEN, JASON | JR | CORBAN | 17.41 | | 582 |
| Section 2 of 4 | | | | Wind: (+1.1) | | |
| 1 | SUDBECK, LEVI | FR | DOANE | 15.31 | | 812 |
| 2 | GANDY, DREW | SR | CENTRAL METHOD | 15.33 | | 810 |
| 3 | FOX, PHILIP | SO | BETHEL (IND.) | 16.39 | | 689 |
| 4 | BOLT, MATTHEW | SR | DORDT | 18.95 | | 437 |
| Section 3 of 4 | | | | Wind: (+2.6) | | |
| 1 | TOP, PIETER | FR | WESTMONT | 15.11 | | 836 |
| 2 | PRZYSTUPA, MICHAEL | SR | BRITISH COLUMBI | 15.17 | | 829 |
| 3 | CONNELL, COLE | SO | ST. AMBROSE | 15.82 | | 753 |
| | NEMITZ, JACKSON | SO | WESTMONT | DNS | | |
| Section 4 of 4 | | | | Wind: (+3.0) | | |
| 1 | LAWSON, WINSTON | SR | VANGUARD | 14.66 | | 891 |
| 2 | GRETZ, SETH | JR | OREGON TECH | 15.25 | | 820 |
| 3 | DOTSON, JOE | SO | SOUTHERN OREG | 16.20 | | 710 |
| 4 | NEY, BROOKS | JR | COLLEGE OF IDAH | 16.64 | | 662 |

Men's Decathlon After 6 Events

| Pl | Athlete | Yr | Team | Points |
|----|------------------|----|------------------|--------|
| 1 | LAWSON, WINSTO | SR | VANGUARD | 4396 |
| 2 | TOP, PIETER | FR | WESTMONT | 4274 |
| 3 | GANDY, DREW | SR | CENTRAL METHOD | 4269 |
| 4 | ANDJELIC, NIKOLA | JR | RIO GRANDE | 4223 |
| 5 | GRETZ, SETH | JR | OREGON TECH | 4178 |
| 6 | PRZYSTUPA, MICH | SR | BRITISH COLUMBIA | 4132 |
| 7 | FOX, PHILIP | SO | BETHEL (IND.) | 4108 |
| 8 | DOTSON, JOE | SO | SOUTHERN OREGO | 4005 |
| 9 | BRACKEN, JASON | JR | CORBAN | 3964 |
| 10 | SCHMIDT, MICHAEL | FR | CORBAN | 3939 |
| 11 | CONNELL, COLE | SO | ST. AMBROSE | 3855 |
| 12 | SUDBECK, LEVI | FR | DOANE | 3780 |
| 13 | NEY, BROOKS | JR | COLLEGE OF IDAH | 3565 |
| 14 | BOLT, MATTHEW | SR | DORDT | 3394 |
| 15 | KORVER, CALVIN | FR | NORTHWESTERN (I | 3353 |

#42-7 Men's Decathlon Discus

| | | | | | | |
|---|-------------------|--------|---------------|-------------------|----------|------------------|
| W | World | 74.08m | Jurgen Schult | GDR | 6/6/1986 | Neubrandenburg, |
| A | American | 72.34m | Ben Plucknett | SoCal Striders | 7/7/1981 | Stockholm, SWE |
| N | NAIA Championship | 64.08m | Ade Olukoju | Azusa Pacific, CA | 1990 | Stephenville, TX |
| C | College Outdoor | 68.16m | Julian Wruck | U.C.L.A. | 6/1/2013 | Claremont, CA |

10:40 AM (Day 2):


| Pl | Name | Yr | Team | Mark | Rnd 1 | Rnd 2 | Rnd 3 | Rnd 4 | Rnd 5 | Rnd 6 | Pts |
|----|----------------|----|----------|---|-------|-------|-------|-------|-------|-------|-----|
| 1 | BRACKEN, JASON | JR | CORBAN | 44.73m 146' 9 ¹ / ₄ | 44.73 | 41.25 | 44.25 | | | | 761 |
| 2 | DOTSON, JOE | SO | SOUTHERN | 39.23m 128' 8 ³ / ₄ | 39.23 | 36.03 | 38.62 | | | | 649 |

NAIA OUTDOOR TRACK & FIELD CHAMPIONSHIPS 2017

Gulf Shores, AL
 Mickey Miller Blackwell Stadium
 Weather: Sunny & Clear, Th- 80, Fr- 83, Sa- 84
 Host: Gulf Shores Sports Commission
 5/25/2017 - 5/27/2017

MEET OFFICIALS

Meet Director:
 Houston Young
Meet Referee:
 Lawhorn/Thurber/ Mitchell
Timing:
 www.cfpitiming.com



OFFICIAL MEET REPORT
 printed: 5/27/2017 7:53 PM

RESULTS

#42-7 Men's Decathlon Discus (cont'd)

10:40 AM (Day 2):

| Pl | Name | Yr | Team | Mark | Rnd 1 | Rnd 2 | Rnd 3 | Rnd 4 | Rnd 5 | Rnd 6 | Pts |
|----|--------------------|----|--------------|---|-------|-------|-------|-------|-------|-------|-----|
| 3 | BOLT, MATTHEW | SR | DORDT | 38.61m 126' 8 ¹ / ₄ | FOUL | 38.24 | 38.61 | | | | 636 |
| 4 | FOX, PHILIP | SO | BETHEL (IND) | 35.76m 117' 4 ¹ / ₄ | 35.76 | FOUL | FOUL | | | | 579 |
| 5 | SCHMIDT, MICHAEL | FR | CORBAN | 33.71m 110' 7 ¹ / ₂ | 33.71 | 30.58 | 31.97 | | | | 538 |
| 6 | ANDJELIC, NIKOLA | JR | RIO GRAND | 33.52m 110' 0" | 33.25 | FOUL | 33.52 | | | | 534 |
| 7 | GRETZ, SETH | JR | OREGON TE | 32.75m 107' 5 ³ / ₄ | 31.42 | 32.64 | 32.75 | | | | 519 |
| 8 | SUDBECK, LEVI | FR | DOANE | 32.23m 105' 9 ¹ / ₄ | 30.03 | 32.23 | 30.87 | | | | 508 |
| 9 | LAWSON, WINSTON | SR | VANGUARD | 31.71m 104' 0 ³ / ₄ | 31.56 | 31.71 | FOUL | | | | 498 |
| 10 | NEY, BROOKS | JR | COLLEGE O | 31.61m 103' 8 ³ / ₄ | 30.05 | 31.60 | 31.61 | | | | 496 |
| 11 | GANDY, DREW | SR | CENTRAL M | 29.17m 95' 8 ³ / ₄ | 28.95 | 28.70 | 29.17 | | | | 448 |
| 12 | CONNELL, COLE | SO | ST. AMBROS | 29.09m 95' 5 ¹ / ₂ | 24.44 | FOUL | 29.09 | | | | 447 |
| 13 | PRZYSTUPA, MICHAEL | SR | BRITISH CO | 28.77m 94' 5" | 28.77 | FOUL | 28.39 | | | | 440 |
| 14 | KORVER, CALVIN | FR | NORTHWES | 27.57m 90' 5 ³ / ₄ | FOUL | 25.76 | 27.57 | | | | 417 |
| 15 | TOP, PIETER | FR | WESTMONT | 27.47m 90' 1 ³ / ₄ | 27.47 | 27.16 | 27.44 | | | | 415 |
| | NEMITZ, JACKSON | SO | WESTMONT | NM | PASS | PASS | PASS | | | | |

Men's Decathlon After 7 Events

| Pl | Athlete | Yr | Team | Points |
|----|--------------------|----|-------------------|--------|
| 1 | LAWSON, WINSTON | SR | VANGUARD | 4894 |
| 2 | ANDJELIC, NIKOLA | JR | RIO GRANDE | 4757 |
| 3 | BRACKEN, JASON | JR | CORBAN | 4725 |
| 4 | GANDY, DREW | SR | CENTRAL METHODIST | 4717 |
| 5 | GRETZ, SETH | JR | OREGON TECH | 4697 |
| 6 | TOP, PIETER | FR | WESTMONT | 4689 |
| 7 | FOX, PHILIP | SO | BETHEL (IND.) | 4687 |
| 8 | DOTSON, JOE | SO | SOUTHERN OREGON | 4654 |
| 9 | PRZYSTUPA, MICHAEL | SR | BRITISH COLUMBIA | 4572 |
| 10 | SCHMIDT, MICHAEL | FR | CORBAN | 4477 |
| 11 | CONNELL, COLE | SO | ST. AMBROSE | 4302 |
| 12 | SUDBECK, LEVI | FR | DOANE | 4288 |
| 13 | NEY, BROOKS | JR | COLLEGE OF IDAH | 4061 |
| 14 | BOLT, MATTHEW | SR | DORDT | 4030 |
| 15 | KORVER, CALVIN | FR | NORTHWESTERN (I) | 3770 |
| 16 | NEMITZ, JACKSON | SO | WESTMONT | 2432 |

#42-8 Men's Decathlon Pole Vault

| | | | | | | |
|---|-------------------|-------|------------------|-----------------------|-----------|----------------|
| W | World | 6.14m | Sergey Budka | UKR | 7/31/1994 | Sestriere, ITA |
| A | American | 6.04m | Brad Walker | Nike | 6/8/2008 | Eugene, OR |
| N | NAIA Championship | 5.56m | Billy Olson | Abilene Christian, TX | 1982 | Charleston, WV |
| C | College Outdoor | 5.98m | Lawrence Johnson | Tennessee | 5/25/1996 | Knoxville, TN |

11:45 AM (Day 2):


| Pl | Name | Yr | Team | Mark | 3.90 | 4.00 | 4.10 | 4.20 | 4.30 | 4.40 | 4.50 | 4.60 | 4.70 | 4.80 | Pts |
|----|------------------|----|-----------|---|------|------|------|------|------|------|------|------|------|------|-----|
| 1 | GRETZ, SETH | JR | OREGON TE | 4.70m 15' 5" | P | P | P | P | O | O | P | O | O | XXX | 819 |
| 2 | GANDY, DREW | SR | CENTRAL M | 4.60m 15' 1" | P | P | O | XO | O | XO | XXO | XXO | XXX | | 790 |
| 3 | ANDJELIC, NIKOLA | JR | RIO GRAND | 4.30m 14' 1 ¹ / ₄ | P | O | O | O | O | XXX | | | | | 702 |
| 4 | DOTSON, JOE | SO | SOUTHERN | 4.30m 14' 1 ¹ / ₄ | P | P | XXO | O | XO | XXX | | | | | 702 |

NAIA OUTDOOR TRACK & FIELD CHAMPIONSHIPS 2017

Gulf Shores, AL
 Mickey Miller Blackwell Stadium
 Weather: Sunny & Clear, Th- 80, Fr- 83, Sa- 84
 Host: Gulf Shores Sports Commission
 5/25/2017 - 5/27/2017

MEET OFFICIALS

Meet Director:
 Houston Young
Meet Referee:
 Lawhorn/Thurber/ Mitchell
Timing:
 www.cfpitiming.com



OFFICIAL MEET REPORT
 printed: 5/27/2017 7:53 PM

RESULTS

#42-8 Men's Decathlon Pole Vault (cont'd)

| Pl | Name | Yr Team | Mark | 2.90 | 3.00 | 3.10 | 3.20 | 3.30 | 3.40 | 3.50 | 3.60 | 3.70 | 3.80 | Pts |
|----|--------------------|-----------------|---|------|------|------|------|------|------|------|------|------|------|-----|
| 5 | SCHMIDT, MICHAEL | FR CORBAN | 4.20m 13' 9 ¹ / ₄ | P | O | O | XXO | XXX | | | | | | 673 |
| 6 | SUDBECK, LEVI | FR DOANE | 4.10m 13' 5 ¹ / ₄ | P | P | O | P | XXX | | | | | | 645 |
| 7 | CONNELL, COLE | SO ST. AMBROS | 4.10m 13' 5 ¹ / ₄ | P | XO | XXO | X | | | | | | | 645 |
| 8 | FOX, PHILIP | SO BETHEL (IND) | 4.00m 13' 1 ¹ / ₂ | O | O | XXX | | | | | | | | 617 |
| 9 | PRZYSTUPA, MICHAEL | SR BRITISH CO | 3.90m 12' 9 ¹ / ₂ | XXO | XXX | | | | | | | | | 590 |
| 10 | LAWSON, WINSTON | SR VANGUARD | 3.80m 12' 5 ¹ / ₂ | XXX | | | | | | | | | | 562 |

| Pl | Name | Yr Team | Mark | 2.90 | 3.00 | 3.10 | 3.20 | 3.30 | 3.40 | 3.50 | 3.60 | 3.70 | 3.80 | Pts |
|----|--------------------|-----------------|---|------|------|------|------|------|------|------|------|------|------|-----|
| 3 | ANDJELIC, NIKOLA | JR RIO GRAND | (cont'd) | P | P | P | P | P | P | P | P | P | O | 702 |
| 7 | CONNELL, COLE | SO ST. AMBROS | (cont'd) | P | P | P | P | P | P | P | P | O | P | 645 |
| 8 | FOX, PHILIP | SO BETHEL (IND) | (cont'd) | P | P | P | P | P | P | P | O | P | O | 617 |
| 9 | PRZYSTUPA, MICHAEL | SR BRITISH CO | (cont'd) | O | O | O | O | O | XO | XXO | XXO | O | O | 590 |
| 10 | LAWSON, WINSTON | SR VANGUARD | 3.80m 12' 5 ¹ / ₂ | P | P | P | P | P | P | P | O | P | XXO | 562 |
| 11 | KORVER, CALVIN | FR NORTHWES | 3.70m 12' 1 ¹ / ₂ | P | P | P | O | P | P | O | P | O | XXX | 535 |
| 12 | NEY, BROOKS | JR COLLEGE O | 3.70m 12' 1 ¹ / ₂ | P | P | P | P | P | O | P | XXO | XO | XXX | 535 |
| 13 | TOP, PIETER | FR WESTMONT | 3.70m 12' 1 ¹ / ₂ | P | P | P | XO | O | O | XXO | XO | XXO | XXX | 535 |
| 14 | BRACKEN, JASON | JR CORBAN | 3.50m 11' 5 ³ / ₄ | P | O | P | P | P | XXO | XO | P | XXX | | 482 |
| 15 | BOLT, MATTHEW | SR DORDT | 3.40m 11' 1 ³ / ₄ | P | XXO | P | O | P | O | | | | | 457 |

| Pl | Name | Yr Team | Mark | 2.70 | 2.80 | Pts |
|----|--------------------|---------------|----------|------|------|-----|
| 9 | PRZYSTUPA, MICHAEL | SR BRITISH CO | (cont'd) | O | O | 590 |
| 14 | BRACKEN, JASON | JR CORBAN | (cont'd) | O | P | 482 |
| 15 | BOLT, MATTHEW | SR DORDT | (cont'd) | O | P | 457 |

Men's Decathlon After 8 Events


| Pl | Athlete | Yr Team | Points |
|----|------------------|---------------------|--------|
| 1 | GRETZ, SETH | JR OREGON TECH | 5516 |
| 2 | GANDY, DREW | SR CENTRAL METHODI | 5507 |
| 3 | ANDJELIC, NIKOLA | JR RIO GRANDE | 5459 |
| 4 | LAWSON, WINSTO | SR VANGUARD | 5456 |
| 5 | DOTSON, JOE | SO SOUTHERN OREGO | 5356 |
| 6 | FOX, PHILIP | SO BETHEL (IND.) | 5304 |
| 7 | TOP, PIETER | FR WESTMONT | 5224 |
| 8 | BRACKEN, JASON | JR CORBAN | 5207 |
| 9 | PRZYSTUPA, MICH | SR BRITISH COLUMBIA | 5162 |
| 10 | SCHMIDT, MICHAE | FR CORBAN | 5150 |
| 11 | CONNELL, COLE | SO ST. AMBROSE | 4947 |
| 12 | SUDBECK, LEVI | FR DOANE | 4933 |
| 13 | NEY, BROOKS | JR COLLEGE OF IDAH | 4596 |
| 14 | BOLT, MATTHEW | SR DORDT | 4487 |
| 15 | KORVER, CALVIN | FR NORTHWESTERN (I | 4305 |
| 16 | NEMITZ, JACKSON | SO WESTMONT | 2432 |

NAIA OUTDOOR TRACK & FIELD CHAMPIONSHIPS 2017

Gulf Shores, AL
 Mickey Miller Blackwell Stadium
 Weather: Sunny & Clear, Th- 80, Fr- 83, Sa- 84
 Host: Gulf Shores Sports Commission
 5/25/2017 - 5/27/2017

MEET OFFICIALS

Meet Director:
Houston Young
Meet Referee:
Lawhorn/Thurber/ Mitchell
Timing:
www.cfpitiming.com



OFFICIAL MEET REPORT
 printed: 5/27/2017 7:53 PM

RESULTS

#42-9 Men's Decathlon Javelin

| | | | | | |
|---------------------|--------|---------------|---------------------|-----------|------------------|
| W World | 98.48m | Jan Zelezny | CZE | 5/25/1996 | Jena, GER |
| A American | 91.29m | Breaux Greer | adidas | 6/21/2007 | Indianapolis, IN |
| N NAIA Championship | 75.46m | Rick Simoncic | Pittsburg State, KS | 1986 | Russellville, AR |
| C College Outdoor | 89.10m | Patrik Boden | Texas | 3/24/1990 | Austin, TX |

1:00 PM (Day 2):

| Pl | Name | Yr Team | Mark | Rnd 1 | Rnd 2 | Rnd 3 | Rnd 4 | Rnd 5 | Rnd 6 | Pts |
|----|--------------------|-----------------|--|-------|-------|-------|-------|-------|-------|-----|
| 1 | BRACKEN, JASON | JR CORBAN | 55.31m 181' 5 ³ / ₄ | 51.76 | 53.76 | 55.31 | | | | 668 |
| 2 | GANDY, DREW | SR CENTRAL M | 53.01m 173' 11 ¹ / ₄ | 51.10 | 53.01 | 50.64 | | | | 633 |
| 3 | LAWSON, WINSTON | SR VANGUARD | 50.87m 166' 11" | 48.55 | 50.87 | 48.76 | | | | 601 |
| 4 | DOTSON, JOE | SO SOUTHERN | 49.37m 162' 0" | 44.88 | FOUL | 49.37 | | | | 579 |
| 5 | ANDJELIC, NIKOLA | JR RIO GRAND | 47.63m 156' 3 ¹ / ₂ | 47.63 | 45.39 | 46.68 | | | | 554 |
| 6 | FOX, PHILIP | SO BETHEL (IND) | 44.52m 146' 1" | 44.09 | 44.52 | FOUL | | | | 508 |
| 7 | KORVER, CALVIN | FR NORTHWES | 43.45m 142' 7" | 36.89 | 38.93 | 43.45 | | | | 492 |
| 8 | GRETZ, SETH | JR OREGON TE | 42.94m 140' 10 ³ / ₄ | FOUL | 42.94 | FOUL | | | | 485 |
| 9 | SCHMIDT, MICHAEL | FR CORBAN | 41.62m 136' 6 ³ / ₄ | 41.62 | 38.13 | 41.59 | | | | 466 |
| 10 | BOLT, MATTHEW | SR DORDT | 40.83m 133' 11 ³ / ₄ | FOUL | 38.94 | 40.83 | | | | 454 |
| 11 | TOP, PIETER | FR WESTMONT | 40.64m 133' 4 ¹ / ₄ | 35.17 | 37.31 | 40.64 | | | | 451 |
| 12 | NEY, BROOKS | JR COLLEGE O | 39.12m 128' 4 ¹ / ₂ | 31.34 | 39.12 | 32.94 | | | | 429 |
| 13 | PRZYSTUPA, MICHAEL | SR BRITISH CO | 37.11m 121' 9 ¹ / ₄ | FOUL | 29.61 | 37.11 | | | | 400 |
| 14 | CONNELL, COLE | SO ST. AMBROS | 36.08m 118' 4 ³ / ₄ | 34.51 | 32.65 | 36.08 | | | | 386 |
| | SUDBECK, LEVI | FR DOANE | NM | FOUL | FOUL | FOUL | | | | |
| | NEMITZ, JACKSON | SO WESTMONT | DNS | | | | | | | |

Men's Decathlon After 9 Events

| Pl | Athlete | Yr Team | Points |
|----|--------------------|----------------------|--------|
| 1 | GANDY, DREW | SR CENTRAL METHODIST | 6140 |
| 2 | LAWSON, WINSTON | SR VANGUARD | 6057 |
| 3 | ANDJELIC, NIKOLA | JR RIO GRANDE | 6013 |
| 4 | GRETZ, SETH | JR OREGON TECH | 6001 |
| 5 | DOTSON, JOE | SO SOUTHERN OREGO | 5935 |
| 6 | BRACKEN, JASON | JR CORBAN | 5875 |
| 7 | FOX, PHILIP | SO BETHEL (IND.) | 5812 |
| 8 | TOP, PIETER | FR WESTMONT | 5675 |
| 9 | SCHMIDT, MICHAEL | FR CORBAN | 5616 |
| 10 | PRZYSTUPA, MICHAEL | SR BRITISH COLUMBIA | 5562 |
| 11 | CONNELL, COLE | SO ST. AMBROSE | 5333 |
| 12 | NEY, BROOKS | JR COLLEGE OF IDAH | 5025 |
| 13 | BOLT, MATTHEW | SR DORDT | 4941 |
| 14 | SUDBECK, LEVI | FR DOANE | 4933 |
| 15 | KORVER, CALVIN | FR NORTHWESTERN (I) | 4797 |

NAIA OUTDOOR TRACK & FIELD CHAMPIONSHIPS 2017

Gulf Shores, AL

Mickey Miller Blackwell Stadium

Weather: Sunny & Clear, Th- 80, Fr- 83, Sa- 84

Host: Gulf Shores Sports Commission

5/25/2017 - 5/27/2017

MEET OFFICIALS**Meet Director:**


Houston Young

Meet Referee:

Lawhorn/Thurber/ Mitchell

Timing:

www.cfpitiming.com

**OFFICIAL MEET REPORT**

printed: 5/27/2017 7:53 PM

RESULTS**#42-10 Men's Decathlon 1500 Meters**

| | | | | | | |
|---|-------------------|---------|--------------------|--------------------|-----------|-----------------|
| W | World | 3:26.00 | Hicham El Guerrouj | MAR | 7/14/1998 | Rome, ITA |
| A | American | 3:29.30 | Bernard Lagat | Nike | 8/28/2005 | Rieti, ITA |
| N | NAIA Championship | 3:41.39 | Silas Kisorio | Oklahoma Christian | 2012 | Marion, IN |
| C | College Outdoor | 3:35.30 | Sydney Maree | Villanova | 6/6/1981 | Baton Rouge, LA |

2:20 PM (Day 2):

| Pl | Name | Yr | Team | Time | Note | Pts |
|----|--------------------|----|-----------------|---------|------|-----|
| 1 | TOP, PIETER | FR | WESTMONT | 4:21.07 | | 804 |
| 2 | DOTSON, JOE | SO | SOUTHERN OREG | 4:22.18 | | 797 |
| 3 | SCHMIDT, MICHAEL | FR | CORBAN | 4:25.45 | | 775 |
| 4 | GANDY, DREW | SR | CENTRAL METHOD | 4:34.54 | | 715 |
| 5 | GRETZ, SETH | JR | OREGON TECH | 4:38.17 | | 692 |
| 6 | ANDJELIC, NIKOLA | JR | RIO GRANDE | 4:39.34 | | 684 |
| 7 | LAWSON, WINSTON | SR | VANGUARD | 4:41.31 | | 672 |
| 8 | PRZYSTUPA, MICHAEL | SR | BRITISH COLUMBI | 4:49.53 | | 621 |
| 9 | NEY, BROOKS | JR | COLLEGE OF IDAH | 4:49.71 | | 620 |
| 10 | FOX, PHILIP | SO | BETHEL (IND.) | 4:50.54 | | 615 |
| 11 | KORVER, CALVIN | FR | NORTHWESTERN (| 4:52.08 | | 606 |
| 12 | CONNELL, COLE | SO | ST. AMBROSE | 4:55.61 | | 585 |
| 13 | BRACKEN, JASON | JR | CORBAN | 4:57.79 | | 573 |
| 14 | BOLT, MATTHEW | SR | DORDT | 5:41.49 | | 345 |
| | NEMITZ, JACKSON | SO | WESTMONT | | DNS | |
| | SUDBECK, LEVI | FR | DOANE | | DNS | |

Men's Decathlon After 10 Events

| Pl | Athlete | Yr | Team | Points |
|----|------------------|----|------------------|--------|
| 1 | GANDY, DREW | SR | CENTRAL METHOD I | 6855 |
| 2 | DOTSON, JOE | SO | SOUTHERN OREGO | 6732 |
| 3 | LAWSON, WINSTO | SR | VANGUARD | 6729 |
| 4 | ANDJELIC, NIKOLA | JR | RIO GRANDE | 6697 |
| 5 | GRETZ, SETH | JR | OREGON TECH | 6693 |
| 6 | TOP, PIETER | FR | WESTMONT | 6479 |
| 7 | BRACKEN, JASON | JR | CORBAN | 6448 |
| 8 | FOX, PHILIP | SO | BETHEL (IND.) | 6427 |
| 9 | SCHMIDT, MICHAEL | FR | CORBAN | 6391 |
| 10 | PRZYSTUPA, MICH | SR | BRITISH COLUMBIA | 6183 |
| 11 | CONNELL, COLE | SO | ST. AMBROSE | 5918 |
| 12 | NEY, BROOKS | JR | COLLEGE OF IDAH | 5645 |
| 13 | KORVER, CALVIN | FR | NORTHWESTERN (I | 5403 |
| 14 | BOLT, MATTHEW | SR | DORDT | 5286 |

#49 Women's Marathon

| | | | | | | |
|---|-------------------|------------|-----------------|------------------|-----------|-------------|
| W | World | 2:15:25.00 | Paula Radcliffe | GBR | 4/13/2003 | London, ENG |
| A | American | 2:19:36.00 | Deena Kastor | Asica | 4/23/2006 | London, ENG |
| N | NAIA Championship | 2:49:14.0h | Obsie Birru | Grand Valley, IA | 2011 | Marion, IN |

6:00 AM (Day 3):

| Pl | Name | Yr | Team | Time | Note | Pts |
|----|------------------|----|---------------|------------|------|-----|
| 1 | WERNER, MICHAELA | JR | OKLAHOMA CITY | 3:03:41.60 | | 10 |

NAIA OUTDOOR TRACK & FIELD CHAMPIONSHIPS 2017

Gulf Shores, AL

Mickey Miller Blackwell Stadium

Weather: Sunny & Clear, Th- 80, Fr- 83, Sa- 84

Host: Gulf Shores Sports Commission

5/25/2017 - 5/27/2017

MEET OFFICIALS**Meet Director:**


Houston Young

Meet Referee:

Lawhorn/Thurber/ Mitchell

Timing:

www.cfpitiming.com

**OFFICIAL MEET REPORT**

printed: 5/27/2017 7:53 PM

RESULTS**#49 Women's Marathon (cont'd)****6:00 AM (Day 3):**

| Pl | Name | Yr | Team | Time | Note | Pts |
|----|---------------------------|----|------------------|------------|------|-----|
| 2 | LOPEZ, SELENE | SR | WAYLAND BAPTIS | 3:08:08.50 | | 8 |
| 3 | REID, JANIE | JR | CARROLL | 3:08:36.70 | | 6 |
| 4 | YOUNG, ARIEL | SO | OHIO CHRISTIAN | 3:13:07.30 | | 5 |
| 5 | SCHRODER, HANNAH | SR | TAYLOR | 3:16:47.80 | | 4 |
| 6 | STEVENS, ALISN | SR | ST. MARY (KAN.) | 3:20:04.20 | | 3 |
| 7 | HEILER, ABBY | SR | AQUINAS | 3:20:31.60 | | 2 |
| 8 | ALESHIRE, IVY | JR | WEST VIRGINIA TE | 3:20:52.30 | | 1 |
| 9 | HAWGOOD, EMILY | SR | COLLEGE OF IDAH | 3:21:59.90 | | |
| 10 | BARNEY, BREANNA | SO | MIDAMERICA NAZA | 3:23:48.50 | | |
| 11 | HARRILL, TAYLOR | SO | OKLAHOMA CITY | 3:25:39.30 | | |
| 12 | BROWN, BETHANY | SO | MIDAMERICA NAZA | 3:25:52.00 | | |
| 13 | HOFFMANN, HANNAH | SR | SPRING ARBOR | 3:29:58.70 | | |
| 14 | HEER, ANNA | SO | MIDAMERICA NAZA | 3:30:19.80 | | |
| 15 | GALARZA, MARIA | SO | TEXAS WESLEYAN | 3:30:43.10 | | |
| 16 | WANKUM, LAUREN | JR | MCPHERSON | 3:32:14.80 | | |
| 17 | HOFFERT, KATIE | FR | MOUNT MERCY | 3:34:02.50 | | |
| 18 | PALACIOS-GARCIA, ANNALEIZ | SO | OKLAHOMA CITY | 3:36:12.40 | | |
| 19 | SHYKOWSKI, BAILEY | SO | WILLIAM JESSUP | 3:38:09.70 | | |
| 20 | BOTTOROFF, MYSTEREE | FR | TENNESSEE WESL | 3:39:24.70 | | |
| 21 | WILLIAMS, EMILY | SR | WESTMONT | 3:40:38.30 | | |
| 22 | GONZALEZ, GUADALUPE | JR | WILLIAM PENN | 3:40:49.50 | | |
| 23 | HEER, SARAH | SO | MIDAMERICA NAZA | 3:41:57.90 | | |
| 24 | SCHMIDT, HANNAH | SR | WILLIAM JESSUP | 3:42:04.60 | | |
| 25 | MCKIRGAN, MAKENZIE | SO | MOUNT VERNON N | 3:42:19.70 | | |
| 26 | PAVELKA, RACHEL | JR | MIDLAND | 3:42:43.10 | | |
| 27 | RIETVELD, BERKLEY | SR | MOUNT MARTY | 3:43:14.60 | | |
| 28 | TUEY, KAITLYNN | JR | ST. MARY (KAN.) | 3:44:57.20 | | |
| 29 | DIBLE, ALLISON | SR | AQUINAS | 3:45:29.90 | | |
| 30 | VONBARGEN, JESSIE | JR | LEWIS-CLARK | 3:49:43.90 | | |
| 31 | ELLIS, KAITLYNN | FR | ST. MARY (KAN.) | 3:49:55.90 | | |
| 32 | PATTERSON, BRASKA | SO | MIDLAND | 3:55:35.40 | | |
| 33 | O'MALLEY, MANDY | SR | MOUNT MARTY | 3:56:26.30 | | |
| 34 | BUSTOS, ALEXIS | FR | TEXAS WESLEYAN | 3:56:50.50 | | |
| 35 | MIDDAUGH, KATHY | SR | AQUINAS | 3:57:36.20 | | |
| 36 | HORLANDER, BAILEY | FR | BAKER | 4:03:58.80 | | |
| 37 | GONZALES, MELISSA | FR | TEXAS WESLEYAN | 4:04:58.90 | | |
| 38 | POSNER, AMBER | SO | JAMESTOWN | 4:23:18.00 | | |
| | CHANCE, LEAH | SR | TENNESSEE WESL | | NT | |
| | MULLEN, MADDIE | SO | SCAD ATLANTA | | NT | |
| | CLARK, CAITLIN | SO | SPRING ARBOR | | NT | |
| | WOOD, OLIVIA | SR | WESTMONT | | NT | |
| | IBARRA, CELESTE | SO | ROBERT MORRIS (I | | NT | |
| | RHODES, HANNAH | JR | TENNESSEE WESL | | NT | |
| | GROVE, TAYLOR | SO | CONCORDIA (NEB. | | NT | |
| | YINGER, KARLIE | JR | TENNESSEE WESL | | NT | |

NAIA OUTDOOR TRACK & FIELD CHAMPIONSHIPS 2017

Gulf Shores, AL

Mickey Miller Blackwell Stadium

Weather: Sunny & Clear, Th- 80, Fr- 83, Sa- 84

Host: Gulf Shores Sports Commission

5/25/2017 - 5/27/2017

MEET OFFICIALS**Meet Director:**


Houston Young

Meet Referee:

Lawhorn/Thurber/ Mitchell

Timing:

www.cfpitiming.com

**OFFICIAL MEET REPORT**

printed: 5/27/2017 7:53 PM

RESULTS**#49 Women's Marathon (cont'd)****6:00 AM (Day 3):**

| Pl | Name | Yr | Team | Time | Note | Pts |
|----|-----------------|----|----------------|------|------|-----|
| | MCGAHA, MAUREEN | | SR CUMBERLANDS | | NT | |

#1 Women's 100 Meters

| | | | | | | |
|---|-------------------|-------|--------------------------|------------------|-----------|------------------|
| W | World | 10.49 | Florence Griffith-Joyner | USA | 8/16/1988 | Indianapolis, IN |
| A | American | 10.49 | Florence Griffith Joyner | World Class AC | 7/16/1988 | Indianapolis, IN |
| N | NAIA Championship | 11.28 | Jura Levy | Oklahoma Baptist | 5/24/2014 | Gulf Shores, AL |
| C | College Outdoor | 10.78 | Dawn Sowell | L.S.U. | 6/2/1989 | Provo, UT |

3:50 PM (Day 3):**Finals**

Wind: (+2.8)

| Pl | Name | Yr | Team | Time | Note | Pts |
|----|-------------------|----|-------------------|-------|--------|-----|
| 1 | WOODS, BRIANNA | | SR INDIANA TECH | 11.45 | | 10 |
| 2 | WILLIAMS, J'HARI | | FR USC-BEAUFORT | 11.72 | | 8 |
| 3 | BRINSON, JONINA | | JR MOBILE | 11.73 | | 6 |
| 4 | JOHNSON, DEVIN | | FR WAYLAND BAPTIS | 11.82 | 11.815 | 5 |
| 5 | HOLLINS, E'KEISHA | | JR WAYLAND BAPTIS | 11.82 | 11.818 | 4 |
| 6 | HOLMES, TIA | | JR INDIANA TECH | 11.85 | | 3 |
| 7 | ENGLE, NATALI | | JR FRIENDS | 11.91 | | 2 |
| 8 | GARDNER, ASIA | | FR SIENA HEIGHTS | 12.02 | | 1 |

2:50 PM (Day 2):**Prelims**

| Pl | Name | Yr | Team | Time | Note | H(Pl) | |
|----|------------------------|----|--------------------|--------|--------|--------|------|
| 1 | WOODS, BRIANNA | | SR INDIANA TECH | 11.64Q | (+1.1) | 1(1) | |
| 2 | WILLIAMS, J'HARI | | FR USC-BEAUFORT | 11.79Q | (+3.1) | 2(1) | |
| 3 | HOLLINS, E'KEISHA | | JR WAYLAND BAPTIS | 11.81Q | (+3.8) | 3(1) | |
| 4 | JOHNSON, DEVIN | | FR WAYLAND BAPTIS | 11.82Q | (+2.6) | 5(1) | |
| 5 | HOLMES, TIA | | JR INDIANA TECH | 11.86q | (+3.1) | 2(2) | |
| 6 | BRINSON, JONINA | | JR MOBILE | 11.87Q | (+2.5) | 4(1) | |
| 7 | ENGLE, NATALI | | JR FRIENDS | 11.88q | (+3.8) | 3(2) | |
| 8 | GARDNER, ASIA | | FR SIENA HEIGHTS | 11.92q | (+2.6) | 5(2) | |
| 9 | PENNIE, CHANTAL | | JR SOUTHERN-NO | 11.93 | (+2.5) | 4(2) | |
| 10 | BROOKS-GILLINGS, OSHIN | | JR SOUTHERN-NO | 11.94 | (+2.6) | 5(3) | |
| 11 | DENNIE, RENAE | | SO WILEY | 11.95 | (+3.8) | 3(3) | |
| 12 | BRAY, PAIGE | | JR CULVER-STOCKTO | 11.97 | (+3.8) | 3(4) | |
| 13 | PERRY, BRITTNEE | | SR INDIANA TECH | 12.01 | 12.008 | (+2.5) | 4(3) |
| 14 | TYLER, RAKAYLA | | SO SOUTHERN OREG | 12.01 | 12.009 | (+1.1) | 1(2) |
| 15 | BLUMKAITIS, JULIA | | JR LINDENWOOD-BEL | 12.02 | (+2.6) | 5(4) | |
| 16 | MASON, JASMINE | | FR ST. GREGORY'S | 12.04 | (+2.5) | 4(4) | |
| 17 | HOWARD, T'ARA | | SR LANGSTON | 12.05 | (+3.1) | 2(3) | |
| 18 | BRIDGES, MIA | | JR WILLIAM CAREY | 12.06 | (+3.1) | 2(4) | |
| 19 | MARES, GLORIA | | JR BAKER | 12.08 | (+2.5) | 4(5) | |
| 20 | REAMS, ALIYAH | | SR MISSOURI BAPTIS | 12.09 | 12.081 | (+3.8) | 3(5) |
| 21 | CRAWFORD, CHASITY | | FR TEXAS WESLEYAN | 12.09 | 12.086 | (+2.5) | 4(6) |
| 22 | COOKS, ANNIE | | SR WILLIAM CAREY | 12.09 | 12.089 | (+2.5) | 4(7) |
| 23 | THOMPSON, PATRICIA | | SR INDIANA TECH | 12.10 | (+2.6) | 5(5) | |

NAIA OUTDOOR TRACK & FIELD CHAMPIONSHIPS 2017

Gulf Shores, AL

Mickey Miller Blackwell Stadium

Weather: Sunny & Clear, Th- 80, Fr- 83, Sa- 84

Host: Gulf Shores Sports Commission

5/25/2017 - 5/27/2017

MEET OFFICIALS**Meet Director:**


Houston Young

Meet Referee:

Lawhorn/Thurber/ Mitchell

Timing:

www.cfpitiming.com

**OFFICIAL MEET REPORT**

printed: 5/27/2017 7:53 PM

RESULTS**#1 Women's 100 Meters (cont'd)**

2:50 PM (Day 2):

Prelims

| Pl | Name | Yr | Team | Time | Note | H(Pl) |
|----|-------------------------|----|------------------|-------|--------|-------------|
| 24 | WILLIAMS, ABERDEEN | FR | FLORIDA MEMORI | 12.12 | | (+1.1) 1(3) |
| 25 | YOUNG-BROOKS, MILDRENAE | SO | SIENA HEIGHTS | 12.15 | | (+1.1) 1(4) |
| 26 | PAUL, MARGARET | SO | OREGON TECH | 12.16 | | (+3.8) 3(6) |
| 27 | BYRD, PAMELA | JR | WILLIAM CAREY | 12.17 | | (+3.1) 2(5) |
| 28 | POPE, ASHLI | SO | CUMBERLANDS | 12.20 | | (+2.5) 4(8) |
| 29 | LILJA, LISA | FR | KEISER UNIVERSIT | 12.30 | 12.297 | (+1.1) 1(5) |
| 29 | WEIR, KATRINA | SR | SOUTHWEST (N.M.) | 12.30 | 12.297 | (+3.8) 3(7) |
| 31 | HYMAN, OSHIN | JR | WARNER | 12.31 | | (+1.1) 1(6) |
| 32 | ROSE, KEISHONDA | JR | BENEDICTINE (KA) | 12.33 | | (+3.1) 2(6) |
| 33 | DAVID, DANIELLE | FR | WILEY | 12.34 | | (+3.1) 2(7) |
| 34 | TRUSS, COURTNEY | JR | AQUINAS | 12.45 | 12.446 | (+2.6) 5(6) |
| 35 | BOYNTON, RASHE | SR | BETHEL (KAN.) | 12.45 | 12.449 | (+2.6) 5(7) |
| 36 | LEE, MALON | FR | MISSOURI VALLEY | 12.46 | | (+2.6) 5(8) |
| 37 | MARK, TERRISA | SR | WILEY | 12.60 | | (+3.8) 3(8) |
| 38 | RICKS, ANIKA | SR | FRIENDS | 13.98 | | (+1.1) 1(7) |

HEAT RESULTS**Prelims**

| Pl | Name | Yr | Team | Time | Note |
|---------------------|-------------------------|----|------------------|--------|--------|
| Heat 1 of 5 | | | | | |
| Wind: (+1.1) | | | | | |
| 1 | WOODS, BRIANNA | SR | INDIANA TECH | 11.64Q | |
| 2 | TYLER, RAKAYLA | SO | SOUTHERN OREG | 12.01 | 12.009 |
| 3 | WILLIAMS, ABERDEEN | FR | FLORIDA MEMORI | 12.12 | |
| 4 | YOUNG-BROOKS, MILDRENAE | SO | SIENA HEIGHTS | 12.15 | |
| 5 | LILJA, LISA | FR | KEISER UNIVERSIT | 12.30 | 12.297 |
| 6 | HYMAN, OSHIN | JR | WARNER | 12.31 | |
| 7 | RICKS, ANIKA | SR | FRIENDS | 13.98 | |
| Heat 2 of 5 | | | | | |
| Wind: (+3.1) | | | | | |
| 1 | WILLIAMS, J'HARI | FR | USC-BEAUFORT | 11.79Q | |
| 2 | HOLMES, TIA | JR | INDIANA TECH | 11.86q | |
| 3 | HOWARD, T'ARA | SR | LANGSTON | 12.05 | |
| 4 | BRIDGES, MIA | JR | WILLIAM CAREY | 12.06 | |
| 5 | BYRD, PAMELA | JR | WILLIAM CAREY | 12.17 | |
| 6 | ROSE, KEISHONDA | JR | BENEDICTINE (KA) | 12.33 | |
| 7 | DAVID, DANIELLE | FR | WILEY | 12.34 | |
| Heat 3 of 5 | | | | | |
| Wind: (+3.8) | | | | | |
| 1 | HOLLINS, E'KEISHA | JR | WAYLAND BAPTIS | 11.81Q | |
| 2 | ENGLE, NATALI | JR | FRIENDS | 11.88q | |
| 3 | DENNIE, RENAE | SO | WILEY | 11.95 | |
| 4 | BRAY, PAIGE | JR | CULVER-STOCKTO | 11.97 | |
| 5 | REAMS, ALIYAH | SR | MISSOURI BAPTIS | 12.09 | 12.081 |
| 6 | PAUL, MARGARET | SO | OREGON TECH | 12.16 | |
| 7 | WEIR, KATRINA | SR | SOUTHWEST (N.M.) | 12.30 | 12.297 |
| 8 | MARK, TERRISA | SR | WILEY | 12.60 | |

NAIA OUTDOOR TRACK & FIELD CHAMPIONSHIPS 2017

Gulf Shores, AL

Mickey Miller Blackwell Stadium

Weather: Sunny & Clear, Th- 80, Fr- 83, Sa- 84

Host: Gulf Shores Sports Commission

5/25/2017 - 5/27/2017

MEET OFFICIALS**Meet Director:**


Houston Young

Meet Referee:

Lawhorn/Thurber/ Mitchell

Timing:

www.cfpitiming.com

**OFFICIAL MEET REPORT**

printed: 5/27/2017 7:53 PM

RESULTS**#1 Women's 100 Meters (cont'd)****Prelims**

| Pl | Name | Yr | Team | Time | Note |
|--------------------|-------------------|----|----------------|---------------------|--------|
| Heat 4 of 5 | | | | | |
| | | | | Wind: (+2.5) | |
| 1 | BRINSON, JONINA | JR | MOBILE | 11.87Q | |
| 2 | PENNIE, CHANTAL | JR | SOUTHERN-NO | 11.93 | |
| 3 | PERRY, BRITTNEE | SR | INDIANA TECH | 12.01 | 12.008 |
| 4 | MASON, JASMINE | FR | ST. GREGORY'S | 12.04 | |
| 5 | MARES, GLORIA | JR | BAKER | 12.08 | |
| 6 | CRAWFORD, CHASITY | FR | TEXAS WESLEYAN | 12.09 | 12.086 |
| 7 | COOKS, ANNIE | SR | WILLIAM CAREY | 12.09 | 12.089 |
| 8 | POPE, ASHLI | SO | CUMBERLANDS | 12.20 | |

Heat 5 of 5

| Pl | Name | Yr | Team | Time | Note |
|----|------------------------|----|-----------------|---------------------|--------|
| | | | | Wind: (+2.6) | |
| 1 | JOHNSON, DEVIN | FR | WAYLAND BAPTIS | 11.82Q | |
| 2 | GARDNER, ASIA | FR | SIENA HEIGHTS | 11.92q | |
| 3 | BROOKS-GILLINGS, OSHIN | JR | SOUTHERN-NO | 11.94 | |
| 4 | BLUMKAITIS, JULIA | JR | LINDENWOOD-BEL | 12.02 | |
| 5 | THOMPSON, PATRICIA | SR | INDIANA TECH | 12.10 | |
| 6 | TRUSS, COURTNEY | JR | AQUINAS | 12.45 | 12.446 |
| 7 | BOYNTON, RASHE | SR | BETHEL (KAN.) | 12.45 | 12.449 |
| 8 | LEE, MALON | FR | MISSOURI VALLEY | 12.46 | |

#3 Women's 200 Meters

| | | | | | | |
|---|-------------------|-------|--------------------------|-----------------------|-----------|------------|
| W | World | 21.34 | Florence Griffith-Joyner | USA | 9/29/1988 | Seoul, KOR |
| A | American | 21.34 | Florence Griffith Joyner | World Class AC | 9/29/1988 | Seoul, KOR |
| N | NAIA Championship | 23.10 | Sevethedn Fynes | Southern- New Orleans | | |
| C | College Outdoor | 22.04 | Dawn Sowell | L.S.U. | 6/2/1989 | Provo, UT |

5:10 PM (Day 3):**Finals**

| Pl | Name | Yr | Team | Time | Note | Pts |
|----|-------------------|----|----------------|---------------------|------|-----|
| | | | | Wind: (+4.8) | | |
| 1 | BOLTON, ARGYANA | FR | SOUTHERN-NO | 23.16 | | 10 |
| 2 | WILLIAMS, J'HARI | FR | USC-BEAUFORT | 23.67 | | 8 |
| 3 | WOODS, BRIANNA | SR | INDIANA TECH | 23.82 | | 6 |
| 4 | POLEON, NATASHA | SO | WILEY | 23.94 | | 5 |
| 5 | JOHNSON, DEVIN | FR | WAYLAND BAPTIS | 24.04 | | 4 |
| 6 | BRAY, PAIGE | JR | CULVER-STOCKTO | 24.41 | | 3 |
| 7 | FLETCHER, JEROSAN | JR | PARK U. | 24.52 | | 2 |
| 8 | GARDNER, ASIA | FR | SIENA HEIGHTS | 24.56 | | 1 |

4:50 PM (Day 1):**Prelims**

| Pl | Name | Yr | Team | Time | Note | H(Pl) |
|----|------------------|----|----------------|--------|---------------|-------|
| 1 | BOLTON, ARGYANA | FR | SOUTHERN-NO | 23.85Q | (-1.3) | 4(1) |
| 2 | WILLIAMS, J'HARI | FR | USC-BEAUFORT | 23.94Q | (+1.0) | 2(1) |
| 3 | WOODS, BRIANNA | SR | INDIANA TECH | 23.98Q | (+0.3) | 3(1) |
| 4 | JOHNSON, DEVIN | FR | WAYLAND BAPTIS | 24.19Q | (+2.0) | 1(1) |
| 5 | POLEON, NATASHA | SO | WILEY | 24.20q | (-1.3) | 4(2) |
| 6 | BRAY, PAIGE | JR | CULVER-STOCKTO | 24.52q | (+2.0) | 1(2) |
| 7 | GARDNER, ASIA | FR | SIENA HEIGHTS | 24.61q | 24.601 (+0.3) | 3(2) |

NAIA OUTDOOR TRACK & FIELD CHAMPIONSHIPS 2017

Gulf Shores, AL

Mickey Miller Blackwell Stadium

Weather: Sunny & Clear, Th- 80, Fr- 83, Sa- 84

Host: Gulf Shores Sports Commission

5/25/2017 - 5/27/2017

MEET OFFICIALS**Meet Director:**


Houston Young

Meet Referee:

Lawhorn/Thurber/ Mitchell

Timing:

www.cfpitiming.com

**OFFICIAL MEET REPORT**

printed: 5/27/2017 7:53 PM

RESULTS**#3 Women's 200 Meters (cont'd)**

4:50 PM (Day 1):

Prelims

| Pl | Name | Yr | Team | Time | Note | H(Pl) |
|----|------------------------|----|------------------|--------|---------------|-------|
| 8 | FLETCHER, JEROSAN | JR | PARK U. | 24.61q | 24.607 (+1.0) | 2(2) |
| 9 | PRYCE, TAISHIA | FR | WILEY | 24.65 | (+1.0) | 2(3) |
| 10 | CALLOWAY, FAITH | SO | USC-BEAUFORT | 24.67 | (+1.0) | 2(4) |
| 11 | MARES, GLORIA | JR | BAKER | 24.72 | (+1.0) | 2(5) |
| 12 | THOMPSON, PATRICIA | SR | INDIANA TECH | 24.79 | (+2.0) | 1(3) |
| 13 | DANIEL, ARIANNA | FR | SOUTHERN OREG | 24.83 | 24.823 (+2.0) | 1(4) |
| 13 | HOLLINS, E'KEISHA | JR | WAYLAND BAPTIS | 24.83 | 24.823 (-1.3) | 4(3) |
| 15 | COTTON, CAITLYN | FR | HASTINGS | 24.85 | (+0.3) | 3(3) |
| 16 | PENNIE, CHANTAL | JR | SOUTHERN-NO | 24.94 | (+0.3) | 3(4) |
| 17 | SMITH, NIKKI | FR | COLUMBIA (MO.) | 24.95 | 24.945 (+1.0) | 2(6) |
| 18 | SMITH, VASHAWNDA | SO | LINDSEY WILSON | 24.95 | 24.947 (+2.0) | 1(5) |
| 19 | BROOKS-GILLINGS, OSHIN | JR | SOUTHERN-NO | 24.96 | (-1.3) | 4(4) |
| 20 | TERRY, SHA'LONDA | FR | INDIANA TECH | 24.97 | (+0.3) | 3(5) |
| 21 | COOKS, ANNIE | SR | WILLIAM CAREY | 25.14 | 25.136 (+2.0) | 1(6) |
| 22 | LILJA, LISA | FR | KEISER UNIVERSIT | 25.14 | 25.140 (-1.3) | 4(5) |
| 23 | NEALY, TISIAN | JR | ST. MARY (KAN.) | 25.18 | (-1.3) | 4(6) |
| 24 | WEIR, KATRINA | SR | SOUTHWEST (N.M.) | 25.22 | (+1.0) | 2(7) |
| 25 | HYMAN, OSHIN | JR | WARNER | 25.27 | (+0.3) | 3(6) |
| 26 | ROSE, KEISHONDA | JR | BENEDICTINE (KA | 25.35 | (+2.0) | 1(7) |
| 27 | CRAWFORD, CHASITY | FR | TEXAS WESLEYAN | 25.40 | (-1.3) | 4(7) |
| 28 | BRAIMBRIDGE, AMY | FR | MCPHERSON | 25.54 | (+0.3) | 3(7) |
| 29 | EDWARDS, TANNESHA | FR | GRACELAND | 25.79 | (+2.0) | 1(8) |

HEAT RESULTS**Prelims**

| Pl | Name | Yr | Team | Time | Note |
|---------------------------------|--------------------|----|------------------|--------|--------|
| Heat 1 of 4 Wind: (+2.0) | | | | | |
| 1 | JOHNSON, DEVIN | FR | WAYLAND BAPTIS | 24.19Q | |
| 2 | BRAY, PAIGE | JR | CULVER-STOCKTO | 24.52q | |
| 3 | THOMPSON, PATRICIA | SR | INDIANA TECH | 24.79 | |
| 4 | DANIEL, ARIANNA | FR | SOUTHERN OREG | 24.83 | 24.823 |
| 5 | SMITH, VASHAWNDA | SO | LINDSEY WILSON | 24.95 | 24.947 |
| 6 | COOKS, ANNIE | SR | WILLIAM CAREY | 25.14 | 25.136 |
| 7 | ROSE, KEISHONDA | JR | BENEDICTINE (KA | 25.35 | |
| 8 | EDWARDS, TANNESHA | FR | GRACELAND | 25.79 | |
| Heat 2 of 4 Wind: (+1.0) | | | | | |
| 1 | WILLIAMS, J'HARI | FR | USC-BEAUFORT | 23.94Q | |
| 2 | FLETCHER, JEROSAN | JR | PARK U. | 24.61q | 24.607 |
| 3 | PRYCE, TAISHIA | FR | WILEY | 24.65 | |
| 4 | CALLOWAY, FAITH | SO | USC-BEAUFORT | 24.67 | |
| 5 | MARES, GLORIA | JR | BAKER | 24.72 | |
| 6 | SMITH, NIKKI | FR | COLUMBIA (MO.) | 24.95 | 24.945 |
| 7 | WEIR, KATRINA | SR | SOUTHWEST (N.M.) | 25.22 | |
| Heat 3 of 4 Wind: (+0.3) | | | | | |

NAIA OUTDOOR TRACK & FIELD CHAMPIONSHIPS 2017

Gulf Shores, AL

Mickey Miller Blackwell Stadium

Weather: Sunny & Clear, Th- 80, Fr- 83, Sa- 84

Host: Gulf Shores Sports Commission

5/25/2017 - 5/27/2017

MEET OFFICIALS**Meet Director:**


Houston Young

Meet Referee:

Lawhorn/Thurber/ Mitchell

Timing:

www.cfpitiming.com

**OFFICIAL MEET REPORT**

printed: 5/27/2017 7:53 PM

RESULTS**#3 Women's 200 Meters (cont'd)****Prelims**

| Pl | Name | Yr | Team | Time | Note |
|----|------------------|----|---------------|-------|----------|
| 1 | WOODS, BRIANNA | SR | INDIANA TECH | 23.98 | Q |
| 2 | GARDNER, ASIA | FR | SIENA HEIGHTS | 24.61 | q 24.601 |
| 3 | COTTON, CAITLYN | FR | HASTINGS | 24.85 | |
| 4 | PENNIE, CHANTAL | JR | SOUTHERN-NO | 24.94 | |
| 5 | TERRY, SHA'LONDA | FR | INDIANA TECH | 24.97 | |
| 6 | HYMAN, OSHIN | JR | WARNER | 25.27 | |
| 7 | BRAIMBRIDGE, AMY | FR | MCPHERSON | 25.54 | |

Heat 4 of 4

Wind: (-1.3)

| | | | | | |
|---|------------------------|----|------------------|-------|--------|
| 1 | BOLTON, ARGYANA | FR | SOUTHERN-NO | 23.85 | Q |
| 2 | POLEON, NATASHA | SO | WILEY | 24.20 | q |
| 3 | HOLLINS, E'KEISHA | JR | WAYLAND BAPTIS | 24.83 | 24.823 |
| 4 | BROOKS-GILLINGS, OSHIN | JR | SOUTHERN-NO | 24.96 | |
| 5 | LILJA, LISA | FR | KEISER UNIVERSIT | 25.14 | 25.140 |
| 6 | NEALY, TISIAN | JR | ST. MARY (KAN.) | 25.18 | |
| 7 | CRAWFORD, CHASITY | FR | TEXAS WESLEYAN | 25.40 | |

#5 Women's 400 Meters

| | | | | | | |
|---|-------------------|-------|----------------|-------------------|-----------|-----------------|
| W | World | 47.60 | Marita Koch | GDR | 10/6/1985 | Canberra, AUS |
| A | American | 48.70 | Sandi Richards | Nike | 9/17/2006 | Athens, GRE |
| N | NAIA Championship | 51.44 | Fatimat Yusuf | Azusa Pacific, CA | 1996 | Marietta, GA |
| C | College Outdoor | 49.71 | Courtney Okolo | Texas | 4/23/2016 | Baton Rouge, LA |

4:30 PM (Day 3):**Finals**

| Pl | Name | Yr | Team | Time | Note | Pts |
|----|---------------------|----|--------------------|-------|------|-----|
| 1 | HYLTON, SHADAE | JR | SOUTHERN-NO | 54.41 | | 10 |
| 2 | POLEON, NATASHA | SO | WILEY | 54.89 | | 8 |
| 3 | VELGERSDYK, MIRANDA | JR | DORDT | 55.28 | | 6 |
| 4 | MOODY, JENNA | JR | ST. FRANCIS (ILL.) | 55.97 | | 5 |
| 5 | WILSON, APRIL | SR | INDIANA TECH | 56.25 | | 4 |
| 6 | MOODY, AYANNA | SO | INDIANA TECH | 56.30 | | 3 |
| 7 | WILLIAMS, ARIANE | SO | XAVIER-LOUISIANA | 57.11 | | 2 |
| 8 | MOORE, ALEXIS | JR | SIENA HEIGHTS | 57.19 | | 1 |

3:30 PM (Day 2):**Prelims**

| Pl | Name | Yr | Team | Time | Note | H(Pl) |
|----|---------------------|----|--------------------|-------|------|-------|
| 1 | HYLTON, SHADAE | JR | SOUTHERN-NO | 54.82 | Q | 2(1) |
| 2 | POLEON, NATASHA | SO | WILEY | 55.59 | Q | 3(1) |
| 3 | MOODY, JENNA | JR | ST. FRANCIS (ILL.) | 55.71 | Q | 2(2) |
| 4 | VELGERSDYK, MIRANDA | JR | DORDT | 55.99 | Q | 1(1) |
| 5 | MOORE, ALEXIS | JR | SIENA HEIGHTS | 56.74 | q | 2(3) |
| 6 | MOODY, AYANNA | SO | INDIANA TECH | 56.98 | Q | 1(2) |
| 7 | WILLIAMS, ARIANE | SO | XAVIER-LOUISIANA | 57.31 | q | 2(4) |
| 8 | FLETCHER, JEROSAN | JR | PARK U. | 57.35 | | 2(5) |
| 9 | WILSON, APRIL | SR | INDIANA TECH | 57.58 | Q | 3(2) |
| 10 | THOMAS, CHRISS ANN | SO | WILEY | 57.60 | | 3(3) |

NAIA OUTDOOR TRACK & FIELD CHAMPIONSHIPS 2017

Gulf Shores, AL

Mickey Miller Blackwell Stadium

Weather: Sunny & Clear, Th- 80, Fr- 83, Sa- 84

Host: Gulf Shores Sports Commission

5/25/2017 - 5/27/2017

MEET OFFICIALS**Meet Director:**


Houston Young

Meet Referee:

Lawhorn/Thurber/ Mitchell

Timing:

www.cfpitiming.com

**OFFICIAL MEET REPORT**

printed: 5/27/2017 7:53 PM

RESULTS**#5 Women's 400 Meters (cont'd)**

3:30 PM (Day 2):

Prelims

| Pl Name | Yr Team | Time | Note | H(Pl) |
|--------------------|-------------------|---------|------|-------|
| 11 PHIPPS, TARYN | SR WESTMONT | 57.97 | | 3(4) |
| 12 DAVID, DANIELLE | FR WILEY | 58.16 | | 1(3) |
| 13 SMITH, NIKKI | FR COLUMBIA (MO.) | 58.43 | | 3(5) |
| 14 SMITH, MOLLY JO | SR ST. AMBROSE | 59.23 | | 3(6) |
| 15 HARRISON, DEJA | JR WILEY | 1:04.13 | | 1(4) |
| WHITE, MONICA | SO CARROLL | DQ | | 2 |
| REED, MEAGAN | JR DILLARD | DQ | | 1 |
| COLUMBUS, KAHLIA | SO DILLARD | DQ | | 1 |
| BARTH, KARA | SR CARROLL | DQ | | 2 |

HEAT RESULTS**Prelims**

| Pl Name | Yr Team | Time | Note |
|-----------------------|-----------------------|---------|------|
| Heat 1 of 3 | | | |
| 1 VELGERSDYK, MIRANDA | JR DORDT | 55.99Q | |
| 2 MOODY, AYANNA | SO INDIANA TECH | 56.98Q | |
| 3 DAVID, DANIELLE | FR WILEY | 58.16 | |
| 4 HARRISON, DEJA | JR WILEY | 1:04.13 | |
| REED, MEAGAN | JR DILLARD | DQ | |
| COLUMBUS, KAHLIA | SO DILLARD | DQ | |
| Heat 2 of 3 | | | |
| 1 HYLTON, SHADAE | JR SOUTHERN-NO | 54.82Q | |
| 2 MOODY, JENNA | JR ST. FRANCIS (ILL.) | 55.71Q | |
| 3 MOORE, ALEXIS | JR SIENA HEIGHTS | 56.74q | |
| 4 WILLIAMS, ARIANE | SO XAVIER-LOUISIANA | 57.31q | |
| 5 FLETCHER, JEROSAN | JR PARK U. | 57.35 | |
| WHITE, MONICA | SO CARROLL | DQ | |
| BARTH, KARA | SR CARROLL | DQ | |
| Heat 3 of 3 | | | |
| 1 POLEON, NATASHA | SO WILEY | 55.59Q | |
| 2 WILSON, APRIL | SR INDIANA TECH | 57.58Q | |
| 3 THOMAS, CHRISS ANN | SO WILEY | 57.60 | |
| 4 PHIPPS, TARYN | SR WESTMONT | 57.97 | |
| 5 SMITH, NIKKI | FR COLUMBIA (MO.) | 58.43 | |
| 6 SMITH, MOLLY JO | SR ST. AMBROSE | 59.23 | |

NAIA OUTDOOR TRACK & FIELD CHAMPIONSHIPS 2017

Gulf Shores, AL

Mickey Miller Blackwell Stadium

Weather: Sunny & Clear, Th- 80, Fr- 83, Sa- 84

Host: Gulf Shores Sports Commission

5/25/2017 - 5/27/2017

MEET OFFICIALS**Meet Director:**


Houston Young

Meet Referee:

Lawhorn/Thurber/ Mitchell

Timing:

www.cfpitiming.com

**OFFICIAL MEET REPORT**

printed: 5/27/2017 7:53 PM

RESULTS**#7 Women's 800 Meters**

| | | | | | | |
|---|-------------------|---------|-----------------------|------------------|-----------|--------------|
| W | World | 1:53.28 | Jarmila Kratochvilova | TCH | 7/26/1983 | Munich, GER |
| A | American | 1:56.40 | Jearl Miles Clark | Reebok | 8/11/1999 | Zurich, SWI |
| N | NAIA Championship | 2:02.12 | Helen Crofts | Simon Fraser, BC | 2011 | Marion, IN |
| C | College Outdoor | 1:59.10 | Raevyn Rogers | Oregon | 4/15/2017 | Torrance, CA |

4:50 PM (Day 3):**Finals**

| Pl | Name | Yr | Team | Time | Note | Pts |
|----|---------------------|----|------------------|---------|------|-----|
| 1 | SEGRAVE, HANNAH | SR | MILLIGAN | 2:06.98 | | 10 |
| 2 | SHIELDS, ANNA | SO | POINT PARK | 2:10.35 | | 8 |
| 3 | BOSCH, KATIE | JR | NORTHWESTERN (| 2:11.69 | | 6 |
| 4 | WILLIAMS, ELIZABETH | FR | WAYLAND BAPTIS | 2:11.94 | | 5 |
| 5 | SIGAFOOSE, ADRI | JR | AQUINAS | 2:13.02 | | 4 |
| 6 | BEEZHOLD, ALEXA | JR | OLIVET NAZARENE | 2:14.32 | | 3 |
| 7 | JOURDAN, ASHLEY | SR | TRINITY CHRISTIA | 2:14.64 | | 2 |
| 8 | SOSA, SILVIA | JR | WAYLAND BAPTIS | 2:15.80 | | 1 |

2:00 PM (Day 2):**Prelims**

| Pl | Name | Yr | Team | Time | Note | H(Pl) |
|----|---------------------|----|------------------|----------|------|-------|
| 1 | SHIELDS, ANNA | SO | POINT PARK | 2:10.53q | | 4(1) |
| 2 | SEGRAVE, HANNAH | SR | MILLIGAN | 2:11.61q | | 3(1) |
| 3 | BOSCH, KATIE | JR | NORTHWESTERN (| 2:11.80q | | 2(1) |
| 4 | SIGAFOOSE, ADRI | JR | AQUINAS | 2:12.25q | | 1(1) |
| 5 | WILLIAMS, ELIZABETH | FR | WAYLAND BAPTIS | 2:12.40q | | 3(2) |
| 6 | BEEZHOLD, ALEXA | JR | OLIVET NAZARENE | 2:12.63q | | 1(2) |
| 7 | SOSA, SILVIA | JR | WAYLAND BAPTIS | 2:13.40q | | 1(3) |
| 8 | JOURDAN, ASHLEY | SR | TRINITY CHRISTIA | 2:13.47q | | 1(4) |
| 9 | ABBOTT, ASPEN | SR | SOUTHERN OREG | 2:13.73 | | 1(5) |
| 10 | JENSEN, ARIEL | JR | LEWIS-CLARK | 2:14.01 | | 3(3) |
| 11 | VAN ZEE, JUSTINE | SR | DORDT | 2:14.41 | | 4(2) |
| 12 | CANO, TIFFANY | SO | WAYLAND BAPTIS | 2:14.75 | | 2(2) |
| 13 | MURRAY, ALISA | SR | BIOLA | 2:15.04 | | 3(4) |
| 14 | PEACE, MADISON | SR | CUMBERLANDS | 2:15.17 | | 4(3) |
| 15 | KORPACH, SARAH | SR | BRITISH COLUMBI | 2:15.26 | | 2(3) |
| 16 | DANIELS, PATRICE | JR | WAYLAND BAPTIS | 2:15.71 | | 2(4) |
| 17 | BROWN-DIVAN, KARLEY | SR | OLIVET NAZARENE | 2:15.76 | | 2(5) |
| 18 | MUMM, MICHELLE | JR | MORNINGSIDE | 2:16.76 | | 2(6) |
| 19 | BLATTNER, KARI | SO | SOUTHWESTERN (| 2:16.79 | | 4(4) |
| 20 | VAN TASSEL, CAMILLE | JR | BRITISH COLUMBI | 2:16.82 | | 3(5) |
| 21 | LANDHUIS, KATIE | JR | NORTHWESTERN (| 2:17.03 | | 4(5) |
| 22 | SPRINKLES, JESSICA | FR | INDIANA WESLEYA | 2:17.13 | | 3(6) |
| 23 | MOORE, CHARLOTTE | JR | ARIZONA CHRISTI | 2:17.20 | | 4(6) |
| 24 | SKILES, KATELYNN | JR | LEWIS-CLARK | 2:17.34 | | 3(7) |
| 25 | MALMBORG, JOSEFINE | SO | KEISER UNIVERSIT | 2:18.43 | | 1(6) |
| 26 | ENGELBREKT, LILY | JR | NORTHWEST U. | 2:18.83 | | 1(7) |
| 27 | PARKS, EMILY | FR | WESTMONT | 2:19.05 | | 2(7) |
| 28 | WOODALL, NICOLE | SR | ST. AMBROSE | 2:19.30 | | 4(7) |

NAIA OUTDOOR TRACK & FIELD CHAMPIONSHIPS 2017

Gulf Shores, AL

Mickey Miller Blackwell Stadium

Weather: Sunny & Clear, Th- 80, Fr- 83, Sa- 84

Host: Gulf Shores Sports Commission

5/25/2017 - 5/27/2017

MEET OFFICIALS**Meet Director:**


Houston Young

Meet Referee:

Lawhorn/Thurber/ Mitchell

Timing:

www.cfpitiming.com

**OFFICIAL MEET REPORT**

printed: 5/27/2017 7:53 PM

RESULTS**#7 Women's 800 Meters (cont'd)****HEAT RESULTS****Prelims**

| Pl | Name | Yr | Team | Time | Note |
|--------------------|---------------------|----|------------------|----------|------|
| Heat 1 of 4 | | | | | |
| 1 | SIGAFOOSE, ADRI | JR | AQUINAS | 2:12.25Q | |
| 2 | BEEZHOLD, ALEXA | JR | OLIVET NAZARENE | 2:12.63q | |
| 3 | SOSA, SILVIA | JR | WAYLAND BAPTIS | 2:13.40q | |
| 4 | JOURDAN, ASHLEY | SR | TRINITY CHRISTIA | 2:13.47q | |
| 5 | ABBOTT, ASPEN | SR | SOUTHERN OREG | 2:13.73 | |
| 6 | MALMBORG, JOSEFINE | SO | KEISER UNIVERSIT | 2:18.43 | |
| 7 | ENGELBREKT, LILY | JR | NORTHWEST U. | 2:18.83 | |
| Heat 2 of 4 | | | | | |
| 1 | BOSCH, KATIE | JR | NORTHWESTERN (| 2:11.80Q | |
| 2 | CANO, TIFFANY | SO | WAYLAND BAPTIS | 2:14.75 | |
| 3 | KORPACH, SARAH | SR | BRITISH COLUMBI | 2:15.26 | |
| 4 | DANIELS, PATRICE | JR | WAYLAND BAPTIS | 2:15.71 | |
| 5 | BROWN-DIVAN, KARLEY | SR | OLIVET NAZARENE | 2:15.76 | |
| 6 | MUMM, MICHELLE | JR | MORNINGSIDE | 2:16.76 | |
| 7 | PARKS, EMILY | FR | WESTMONT | 2:19.05 | |
| Heat 3 of 4 | | | | | |
| 1 | SEGRAVE, HANNAH | SR | MILLIGAN | 2:11.61Q | |
| 2 | WILLIAMS, ELIZABETH | FR | WAYLAND BAPTIS | 2:12.40q | |
| 3 | JENSEN, ARIEL | JR | LEWIS-CLARK | 2:14.01 | |
| 4 | MURRAY, ALISA | SR | BIOLA | 2:15.04 | |
| 5 | VAN TASSEL, CAMILLE | JR | BRITISH COLUMBI | 2:16.82 | |
| 6 | SPRINKLES, JESSICA | FR | INDIANA WESLEYA | 2:17.13 | |
| 7 | SKILES, KATELYNN | JR | LEWIS-CLARK | 2:17.34 | |
| Heat 4 of 4 | | | | | |
| 1 | SHIELDS, ANNA | SO | POINT PARK | 2:10.53Q | |
| 2 | VAN ZEE, JUSTINE | SR | DORDT | 2:14.41 | |
| 3 | PEACE, MADISON | SR | CUMBERLANDS | 2:15.17 | |
| 4 | BLATTNER, KARI | SO | SOUTHWESTERN (| 2:16.79 | |
| 5 | LANDHUIS, KATIE | JR | NORTHWESTERN (| 2:17.03 | |
| 6 | MOORE, CHARLOTTE | JR | ARIZONA CHRISTI | 2:17.20 | |
| 7 | WOODALL, NICOLE | SR | ST. AMBROSE | 2:19.30 | |

#9 Women's 1500 Meters

| | | | | | | |
|---|-------------------|---------|----------------|------------------|-----------|------------------|
| W | World | 3:50.07 | Genzebe Dibaba | ETH | 7/17/2015 | Fontvieille, MON |
| A | American | 3:57.12 | Mary Slaney | Athletics West | 7/26/1983 | Zurich, SWI |
| N | NAIA Championship | 4:16.56 | Sarah Howell | Simon Fraser, BC | 1992 | Abbotsford, BC, |
| C | College Outdoor | 3:59.90 | Jenny Simpson | Colorado | | Eugene, OR |

3:00 PM (Day 3):

| Pl | Name | Yr | Team | Time | Note | Pts |
|----|-------------------|----|-----------------|---------|------|-----|
| 1 | SHIELDS, ANNA | SO | POINT PARK | 4:24.58 | | 10 |
| 2 | HAWTHORN, NATALIA | SR | BRITISH COLUMBI | 4:26.34 | | 8 |
| 3 | SYMONDS, NICOLA | SO | BRITISH COLUMBI | 4:27.55 | | 6 |
| 4 | MCBEATH, SARAH | SR | INDIANA WESLEYA | 4:30.62 | | 5 |
| 5 | MOORE, SARA | SR | OKLAHOMA CITY | 4:32.78 | | 4 |

NAIA OUTDOOR TRACK & FIELD CHAMPIONSHIPS 2017

Gulf Shores, AL

Mickey Miller Blackwell Stadium

Weather: Sunny & Clear, Th- 80, Fr- 83, Sa- 84

Host: Gulf Shores Sports Commission

5/25/2017 - 5/27/2017

MEET OFFICIALS**Meet Director:**


Houston Young

Meet Referee:

Lawhorn/Thurber/ Mitchell

Timing:

www.cfpitiming.com

**OFFICIAL MEET REPORT**

printed: 5/27/2017 7:53 PM

RESULTS**#9 Women's 1500 Meters (cont'd)****3:00 PM (Day 3):**

| Pl | Name | Yr | Team | Time | Note | Pts |
|----|---------------------|----|-----------------|---------|------|-----|
| 6 | PERKINSON, JESSA | JR | SOUTHERN OREG | 4:33.28 | | 3 |
| 7 | SIGAFOOSE, ADRI | JR | AQUINAS | 4:33.85 | | 2 |
| 8 | KILMARTIN, SANDRA | SR | BRITISH COLUMBI | 4:34.51 | | 1 |
| 9 | KLOPFENSTEIN, LILA | SR | COLLEGE OF IDAH | 4:45.47 | | |
| 10 | ENGELBREKT, LILY | JR | NORTHWEST U. | 4:47.35 | | |
| 11 | DE CASTRO, DANIELLE | SO | OREGON TECH | 4:48.21 | | |
| 12 | PEDRICK, MORGAN | SR | THE MASTERS | 4:54.61 | | |

#11 Women's 5000 Meters

| | | | | | | | |
|---|-------------------|----------|-----------------|------------------|-----------|--|----------------|
| W | World | 14:11.15 | Tirunesh Dibaba | ETH | | | Oslo, NOR |
| A | American | 14:44.76 | Molly Huddle | Saucony | 8/27/2010 | | Brussels, BEL |
| N | NAIA Championship | 16:20.97 | Mirian Kaumba | Oklahoma Baptist | | | |
| C | College Outdoor | 15:07.64 | Jenny Simpson | Colorado | 5/2/2009 | | Palto Alto, CA |

5:30 PM (Day 3):**Finals**

| Pl | Name | Yr | Team | Time | Note | Pts |
|----|------------------------|----|-----------------|----------|------|-----|
| 1 | PERKINSON, JESSA | JR | SOUTHERN OREG | 17:24.55 | | 10 |
| 2 | WILLGING, ELLIE | SO | ST. XAVIER | 17:30.46 | | 8 |
| 3 | VITALE-SULLIVAN, MOLLY | FR | COLLEGE OF IDAH | 17:38.98 | | 6 |
| 4 | AU, ENID | SO | BRITISH COLUMBI | 17:39.81 | | 5 |
| 5 | BROWN, SIERRA | SR | NORTHWEST CHRI | 17:41.20 | | 4 |
| 6 | JEMELI, JACKLINE | SO | WAYLAND BAPTIS | 17:47.61 | | 3 |
| 7 | JOHNSTON, STEPHANIE | JR | CONCORDIA (MICH | 17:52.72 | | 2 |
| 8 | HAWTHORN, NATALIA | SR | BRITISH COLUMBI | 18:13.90 | | 1 |
| 9 | HAVRANEK, ANNA | JR | SHAWNEE STATE | 18:17.69 | | |
| 10 | CASSAR, BROOKE | JR | OKLAHOMA CITY | 18:21.99 | | |
| 11 | FRANKIAN, ABIGAIL | JR | THE MASTERS | 18:24.79 | | |
| 12 | KEARNEY, EMILY | FR | SCAD ATLANTA | 18:39.45 | | |
| 13 | ESTABROOK, SARAH | JR | NORTHWEST U. | 18:53.14 | | |
| 14 | KASTER, JULIA | SO | SOUTHEASTERN U | 19:17.67 | | |
| 15 | DORN, KEILI | SO | EMBRY-RIDDLE AR | 19:23.76 | | |
| | VALLAIRE, SHEA | JR | NORTHWEST CHRI | DNF | | |

6:10 PM (Day 2):**Prelims**

| Pl | Name | Yr | Team | Time | Note | H(Pl) |
|----|-------------------|----|-----------------|-----------|------|-------|
| 1 | WILLGING, ELLIE | SO | ST. XAVIER | 18:13.54q | | 1(1) |
| 2 | HAWTHORN, NATALIA | SR | BRITISH COLUMBI | 18:14.66q | | 1(2) |
| 3 | HAVRANEK, ANNA | JR | SHAWNEE STATE | 18:15.35q | | 1(3) |
| 4 | VALLAIRE, SHEA | JR | NORTHWEST CHRI | 18:15.51q | | 1(4) |
| 5 | KEARNEY, EMILY | FR | SCAD ATLANTA | 18:15.55q | | 1(5) |
| 6 | ESTABROOK, SARAH | JR | NORTHWEST U. | 18:16.36q | | 1(6) |
| 7 | CASSAR, BROOKE | JR | OKLAHOMA CITY | 18:20.49q | | 1(7) |
| 8 | PERKINSON, JESSA | JR | SOUTHERN OREG | 18:31.51q | | 2(1) |
| 9 | AU, ENID | SO | BRITISH COLUMBI | 18:35.25q | | 2(2) |

NAIA OUTDOOR TRACK & FIELD CHAMPIONSHIPS 2017

Gulf Shores, AL

Mickey Miller Blackwell Stadium

Weather: Sunny & Clear, Th- 80, Fr- 83, Sa- 84

Host: Gulf Shores Sports Commission

5/25/2017 - 5/27/2017

MEET OFFICIALS**Meet Director:**


Houston Young

Meet Referee:

Lawhorn/Thurber/ Mitchell

Timing:

www.cfpitiming.com

**OFFICIAL MEET REPORT**

printed: 5/27/2017 7:53 PM

RESULTS**#11 Women's 5000 Meters (cont'd)**

6:10 PM (Day 2):

Prelims

| Pl Name | Yr Team | Time Note | H(Pl) |
|---------------------------|--------------------|-----------|-------|
| 10 VITALE-SULLIVAN, MOLLY | FR COLLEGE OF IDAH | 18:36.19Q | 2(3) |
| 11 BROWN, SIERRA | SR NORTHWEST CHRI | 18:36.81Q | 2(4) |
| 12 DORN, KEILI | SO EMBRY-RIDDLE AR | 18:38.64q | 1(8) |
| 13 JOHNSTON, STEPHANIE | JR CONCORDIA (MICH | 18:40.79Q | 2(5) |
| 14 JEMELI, JACKLINE | SO WAYLAND BAPTIS | 18:41.63Q | 2(6) |
| 15 FRANKIAN, ABIGAIL | JR THE MASTERS | 18:44.42q | 2(7) |
| 16 KASTER, JULIA | SO SOUTHEASTERN U | 18:44.78q | 2(8) |
| 17 BLACKMORE, KAYLE | SO SOUTHERN OREG | 18:56.32 | 1(9) |
| 18 RANSOM, EMILY | SO BIOLA | 19:24.61 | 2(9) |
| 19 MUNDEL, SAMANTHA | SO CARROLL | 20:07.71 | 1(10) |

HEAT RESULTS**Prelims**

| Pl Name | Yr Team | Time Note |
|---------------------|--------------------|-----------|
| Heat 1 of 2 | | |
| 1 WILLGING, ELLIE | SO ST. XAVIER | 18:13.54Q |
| 2 HAWTHORN, NATALIA | SR BRITISH COLUMBI | 18:14.66Q |
| 3 HAVRANEK, ANNA | JR SHAWNEE STATE | 18:15.35Q |
| 4 VALLAIRE, SHEA | JR NORTHWEST CHRI | 18:15.51Q |
| 5 KEARNEY, EMILY | FR SCAD ATLANTA | 18:15.55Q |
| 6 ESTABROOK, SARAH | JR NORTHWEST U. | 18:16.36Q |
| 7 CASSAR, BROOKE | JR OKLAHOMA CITY | 18:20.49q |
| 8 DORN, KEILI | SO EMBRY-RIDDLE AR | 18:38.64q |
| 9 BLACKMORE, KAYLE | SO SOUTHERN OREG | 18:56.32 |
| 10 MUNDEL, SAMANTHA | SO CARROLL | 20:07.71 |

Heat 2 of 2

| | | |
|--------------------------|--------------------|-----------|
| 1 PERKINSON, JESSA | JR SOUTHERN OREG | 18:31.51Q |
| 2 AU, ENID | SO BRITISH COLUMBI | 18:35.25Q |
| 3 VITALE-SULLIVAN, MOLLY | FR COLLEGE OF IDAH | 18:36.19Q |
| 4 BROWN, SIERRA | SR NORTHWEST CHRI | 18:36.81Q |
| 5 JOHNSTON, STEPHANIE | JR CONCORDIA (MICH | 18:40.79Q |
| 6 JEMELI, JACKLINE | SO WAYLAND BAPTIS | 18:41.63Q |
| 7 FRANKIAN, ABIGAIL | JR THE MASTERS | 18:44.42q |
| 8 KASTER, JULIA | SO SOUTHEASTERN U | 18:44.78q |
| 9 RANSOM, EMILY | SO BIOLA | 19:24.61 |

#13 Women's 10000 Meters

| | | | | | |
|---------------------|----------|------------------|--------------|-----------|------------------|
| W World | 29:17.45 | Almaz Ayana | ETH | 8/12/2016 | Rio de Janerio, |
| A American | 30:22.22 | Shalane Flanagan | Nike | 8/15/2008 | Beijing, CHN |
| N NAIA Championship | 34:22.95 | Alissa McKaig | Indiana Tech | 2008 | Edwardsville, IL |
| C College Outdoor | 31:18.07 | Lisa Koll | Iowa State | 3/26/2010 | Palto Alto, CA |

7:50 PM (Day 1):

| Pl Name | Yr Team | Time Note | Pts |
|-------------------|------------------|-----------|-----|
| 1 WILLGING, ELLIE | SO ST. XAVIER | 36:28.78 | 10 |
| 2 HAVRANEK, ANNA | JR SHAWNEE STATE | 36:42.88 | 8 |

NAIA OUTDOOR TRACK & FIELD CHAMPIONSHIPS 2017

Gulf Shores, AL

Mickey Miller Blackwell Stadium

Weather: Sunny & Clear, Th- 80, Fr- 83, Sa- 84

Host: Gulf Shores Sports Commission

5/25/2017 - 5/27/2017

MEET OFFICIALS**Meet Director:**


Houston Young

Meet Referee:

Lawhorn/Thurber/ Mitchell

Timing:

www.cfpitiming.com

**OFFICIAL MEET REPORT**

printed: 5/27/2017 7:53 PM

RESULTS**#13 Women's 10000 Meters (cont'd)**

7:50 PM (Day 1):

| Pl | Name | Yr | Team | Time | Note | Pts |
|----|---------------------|----|------------------|----------|------|-----|
| 3 | JOHNSTON, STEPHANIE | JR | CONCORDIA (MICH) | 36:43.12 | | 6 |
| 4 | LOPEZ, SELENE | SR | WAYLAND BAPTIS | 36:45.03 | | 5 |
| 5 | CHERONO, JACKLINE | FR | WAYLAND BAPTIS | 36:46.60 | | 4 |
| 6 | YOUNG, ARIEL | SO | OHIO CHRISTIAN | 36:49.29 | | 3 |
| 7 | JEMELI, JACKLINE | SO | WAYLAND BAPTIS | 36:56.24 | | 2 |
| 8 | VALLAIRE, SHEA | JR | NORTHWEST CHRI | 37:03.41 | | 1 |
| 9 | RAY, SARAH | SR | OLIVET NAZARENE | 37:22.34 | | |
| 10 | ELLIS, ASHTYN | JR | COLLEGE OF IDAH | 37:44.06 | | |
| 11 | SOPER, ELIZABETH | SR | OLIVET NAZARENE | 37:50.92 | | |
| 12 | BETHEA, JANELLE | JR | HASTINGS | 37:55.04 | | |
| 13 | COLLINS, KELLY | SR | WESTMONT | 37:57.53 | | |
| 14 | ARELLANO, RAVEN | SO | GRACE | 38:10.71 | | |
| 15 | REED, CINDY | SO | OREGON TECH | 38:32.99 | | |
| 16 | DOUGLAS, BETSY | JR | USC-BEAUFORT | 39:11.96 | | |
| 17 | RIOS, MELISSA | SO | NORTHWEST CHRI | 39:35.19 | | |
| 18 | SHARP, BRITTANY | SO | MARIAN (IND.) | 40:10.98 | | |
| | GUARNACCIA, KATIE | JR | POINT PARK | DNS | | |

#15 Women's 100m Hurdles

| | | | | | | |
|---|-------------------|-------|-----------------|-----------------|-----------|----------------|
| W | World | 12.20 | Keni Harrison | USA | 7/22/2016 | London, ENG |
| A | American | 12.26 | Brianna Rollins | Clemson | 6/22/2013 | Des Moines, IA |
| N | NAIA Championship | 13.28 | Crystal Bardge | Embry-Riddle FL | 2012 | Marion, IN |
| C | College Outdoor | 12.39 | Brianna Rollins | Clemson | 6/8/2013 | Eugene, OR |

3:20 PM (Day 3):

Finals

Wind: (+1.9)

| Pl | Name | Yr | Team | Time | Note | Pts |
|----|------------------|----|-----------------|-------|------|-----|
| 1 | BRISCOE, TELECIA | FR | WAYLAND BAPTIS | 13.70 | | 10 |
| 2 | MOTSI, TANYA | SR | BRITISH COLUMBI | 14.10 | | 8 |
| 3 | PARKER, KARIS | JR | WAYLAND BAPTIS | 14.12 | | 6 |
| 4 | CORREIA, LEONDRA | FR | INDIANA TECH | 14.16 | | 5 |
| 5 | NEWMAN, SASHA | JR | DILLARD | 14.19 | | 4 |
| 6 | DENNIE, RENAE | SO | WILEY | 14.26 | | 3 |
| 7 | LOWMAN, SHERITA | FR | INDIANA TECH | 14.37 | | 2 |
| 8 | BRAMHALL, RACHEL | SR | DOANE | 14.45 | | 1 |

1:30 PM (Day 2):

Prelims

| Pl | Name | Yr | Team | Time | Note | H(Pl) |
|----|------------------|----|-----------------|--------|--------|-------|
| 1 | BRISCOE, TELECIA | FR | WAYLAND BAPTIS | 13.83Q | (+2.5) | 3(1) |
| 2 | PARKER, KARIS | JR | WAYLAND BAPTIS | 13.87Q | (+2.3) | 1(1) |
| 3 | MOTSI, TANYA | SR | BRITISH COLUMBI | 14.09Q | (+2.8) | 2(1) |
| 4 | BRAMHALL, RACHEL | SR | DOANE | 14.11q | (+2.8) | 2(2) |
| 5 | DENNIE, RENAE | SO | WILEY | 14.13Q | (+2.3) | 5(1) |
| 6 | NEWMAN, SASHA | JR | DILLARD | 14.19q | (+2.8) | 2(3) |
| 7 | CORREIA, LEONDRA | FR | INDIANA TECH | 14.23Q | (+1.6) | 4(1) |

NAIA OUTDOOR TRACK & FIELD CHAMPIONSHIPS 2017

Gulf Shores, AL

Mickey Miller Blackwell Stadium

Weather: Sunny & Clear, Th- 80, Fr- 83, Sa- 84

Host: Gulf Shores Sports Commission

5/25/2017 - 5/27/2017

MEET OFFICIALS**Meet Director:**


Houston Young

Meet Referee:

Lawhorn/Thurber/ Mitchell

Timing:

www.cfpitiming.com

**OFFICIAL MEET REPORT**

printed: 5/27/2017 7:53 PM

RESULTS**#15 Women's 100m Hurdles (cont'd)**

1:30 PM (Day 2):

Prelims

| Pl | Name | Yr | Team | Time | Note | H(Pl) |
|----|---------------------------------------|----|-----------------|--------|---------------|-------|
| 8 | LOWMAN, SHERITA | FR | INDIANA TECH | 14.24q | (+2.5) | 3(2) |
| 9 | DESIRA, TORI | SR | AQUINAS | 14.33 | 14.329 (+2.8) | 2(4) |
| 9 | KING, ALEX | SR | AQUINAS | 14.33 | 14.329 (+1.6) | 4(2) |
| 11 | BERKS, OLIVIA | FR | HASTINGS | 14.34 | (+2.3) | 1(2) |
| 12 | RAMIREZ, JENNIFER | FR | OUR LADY OF THE | 14.36 | 14.356 (+2.3) | 1(3) |
| 12 | BAKER, CHELSEA | JR | FRIENDS | 14.36 | 14.356 (+2.3) | 5(2) |
| 14 | BALLARD, ERIONA | JR | INDIANA TECH | 14.37 | (+2.3) | 5(3) |
| 15 | ALLEN, SHAKIRAH | FR | INDIANA TECH | 14.40 | (+2.8) | 2(5) |
| 16 | HARRIS, DACIA | FR | MIDAMERICA NAZA | 14.45 | (+2.3) | 5(4) |
| 17 | BUSHKOFKY, KRISTA | SR | CLARKE | 14.50 | (+2.3) | 1(4) |
| 18 | HAMILTON, DIMETREA | FR | GRAND VIEW | 14.53 | (+2.3) | 1(5) |
| 19 | HONEYMAN, ABBY | JR | DICKINSON ST. | 14.55 | 14.547 (+1.6) | 4(5) |
| 19 | TAYLOR, JAQUEL | JR | INDIANA TECH | 14.55 | 14.542 (+1.6) | 4(3) |
| 21 | BROWN, AMORE | SO | AQUINAS | 14.57 | (+2.3) | 5(5) |
| 22 | HERRERA, MADISON | JR | WESTMONT | 14.72 | (+1.6) | 4(6) |
| 23 | OTAH, ASHLEY | FR | BIOLA | 14.78 | (+2.5) | 3(3) |
| 24 | GEORGE, JALACIA | SO | INDIANA TECH | 14.84 | (+2.5) | 3(4) |
| 25 | WUBBEN, DANIELLE | JR | DORDT | 14.96 | (+2.3) | 1(6) |
| 26 | KEUNE, MACKENZIE | FR | NORTHWESTERN (| 14.97 | (+2.3) | 1(7) |
| 27 | ARELLANO, KAIANN | JR | JAMESTOWN | 15.00 | (+2.3) | 5(6) |
| 28 | WELLS, CHEYENNE | SR | BRENAU | 15.13 | (+2.5) | 3(5) |
| 29 | ROMINE, SYDNEY | FR | BRENAU | 15.16 | (+2.3) | 5(7) |
| 30 | MOSELEY, AYANNA | SR | INDIANA TECH | 15.18 | (+2.5) | 3(6) |
| 31 | JOSEPH, JASLYN | FR | USC-BEAUFORT | 15.25 | (+1.6) | 4(7) |
| 32 | WHATLEY, OLIVIA | SO | UNION (KY.) | 15.29 | (+2.5) | 3(7) |
| 33 | SAKEUH, PLENEH-TAY SIMPSON, LARIAH | SO | TAYLOR | 15.80 | (+2.8) | 2(6) |
| | | SR | INDIANA TECH | DQ | | 4 |

HEAT RESULTS**Prelims**


| Pl | Name | Yr | Team | Time | Note |
|--------------------|--------------------|----|-----------------|---------------------|--------|
| Heat 1 of 5 | | | | Wind: (+2.3) | |
| 1 | PARKER, KARIS | JR | WAYLAND BAPTIS | 13.87Q | |
| 2 | BERKS, OLIVIA | FR | HASTINGS | 14.34 | |
| 3 | RAMIREZ, JENNIFER | FR | OUR LADY OF THE | 14.36 | 14.356 |
| 4 | BUSHKOFKY, KRISTA | SR | CLARKE | 14.50 | |
| 5 | HAMILTON, DIMETREA | FR | GRAND VIEW | 14.53 | |
| 6 | WUBBEN, DANIELLE | JR | DORDT | 14.96 | |
| 7 | KEUNE, MACKENZIE | FR | NORTHWESTERN (| 14.97 | |
| Heat 2 of 5 | | | | Wind: (+2.8) | |
| 1 | MOTSI, TANYA | SR | BRITISH COLUMBI | 14.09Q | |
| 2 | BRAMHALL, RACHEL | SR | DOANE | 14.11q | |
| 3 | NEWMAN, SASHA | JR | DILLARD | 14.19q | |
| 4 | DESIRA, TORI | SR | AQUINAS | 14.33 | 14.329 |

NAIA OUTDOOR TRACK & FIELD CHAMPIONSHIPS 2017

Gulf Shores, AL
 Mickey Miller Blackwell Stadium
 Weather: Sunny & Clear, Th- 80, Fr- 83, Sa- 84
 Host: Gulf Shores Sports Commission
 5/25/2017 - 5/27/2017

MEET OFFICIALS

Meet Director:
 Houston Young
Meet Referee:
 Lawhorn/Thurber/ Mitchell
Timing:
 www.cfpitiming.com



OFFICIAL MEET REPORT
 printed: 5/27/2017 7:53 PM

RESULTS

#15 Women's 100m Hurdles (cont'd)

Prelims

| Pl | Name | Yr | Team | Time | Note |
|----|--------------------|----|--------------|-------|------|
| 5 | ALLEN, SHAKIRAH | FR | INDIANA TECH | 14.40 | |
| 6 | SAKEUH, PLESEH-TAY | SO | TAYLOR | 15.80 | |

Heat 3 of 5

Wind: (+2.5)

| | | | | | |
|---|------------------|----|----------------|--------|--|
| 1 | BRISCOE, TELECIA | FR | WAYLAND BAPTIS | 13.83Q | |
| 2 | LOWMAN, SHERITA | FR | INDIANA TECH | 14.24q | |
| 3 | OTAH, ASHLEY | FR | BIOLA | 14.78 | |
| 4 | GEORGE, JALACIA | SO | INDIANA TECH | 14.84 | |
| 5 | WELLS, CHEYENNE | SR | BRENAU | 15.13 | |
| 6 | MOSELEY, AYANNA | SR | INDIANA TECH | 15.18 | |
| 7 | WHATLEY, OLIVIA | SO | UNION (KY.) | 15.29 | |

Heat 4 of 5

Wind: (+1.6)

| | | | | | |
|---|------------------|----|---------------|--------|--------|
| 1 | CORREIA, LEONDRA | FR | INDIANA TECH | 14.23Q | |
| 2 | KING, ALEX | SR | AQUINAS | 14.33 | 14.329 |
| 3 | TAYLOR, JAQUEL | JR | INDIANA TECH | 14.55 | 14.542 |
| 5 | HONEYMAN, ABBY | JR | DICKINSON ST. | 14.55 | 14.547 |
| 6 | HERRERA, MADISON | JR | WESTMONT | 14.72 | |
| 7 | JOSEPH, JASLYN | FR | USC-BEAUFORT | 15.25 | |
| | SIMPSON, LARIAH | SR | INDIANA TECH | | DQ |

Heat 5 of 5

Wind: (+2.3)

| | | | | | |
|---|------------------|----|-----------------|--------|--------|
| 1 | DENNIE, RENAE | SO | WILEY | 14.13Q | |
| 2 | BAKER, CHELSEA | JR | FRIENDS | 14.36 | 14.356 |
| 3 | BALLARD, ERIONA | JR | INDIANA TECH | 14.37 | |
| 4 | HARRIS, DACIA | FR | MIDAMERICA NAZA | 14.45 | |
| 5 | BROWN, AMORE | SO | AQUINAS | 14.57 | |
| 6 | ARELLANO, KAIANN | JR | JAMESTOWN | 15.00 | |
| 7 | ROMINE, SYDNEY | FR | BRENAU | 15.16 | |

#17 Women's 400m Hurdles

| | | | | | | |
|---|-------------------|-------|-------------------|-------------------|----------|-----------------|
| W | World | 52.34 | Yuliya Pechenkina | RUS | 8/8/2003 | Tula, RUS |
| A | American | 52.47 | Lashinda Demus | Nike | 9/1/2011 | Daegu, KOR |
| N | NAIA Championship | 55.14 | Deon Hemmings | Central State, OH | 1993 | Abbotsford, BC, |
| C | College Outdoor | 53.21 | Kori Carter | Stanford | 6/7/2013 | Eugene, OR |

4:10 PM (Day 3):

Finals

| Pl | Name | Yr | Team | Time | Note | Pts |
|----|------------------|----|----------------|---------|------|-----|
| 1 | NEEDHAM, TAYLOR | JR | SOUTHWESTERN (| 59.92 | | 10 |
| 2 | SMIKLE, KIMONA | SO | SOUTHERN-NO | 1:00.18 | | 8 |
| 3 | BRANNAGAN, KALYN | JR | DOANE | 1:00.86 | | 6 |
| 4 | NEWMAN, SASHA | JR | DILLARD | 1:01.87 | | 5 |
| 5 | GREEN, SHANTAE | JR | SOUTHERN-NO | 1:02.21 | | 4 |
| 6 | BRAMHALL, RACHEL | SR | DOANE | 1:02.48 | | 3 |
| 7 | FLORES, ALEXIS | JR | WAYLAND BAPTIS | 1:02.61 | | 2 |
| 8 | SMITH, MOLLY JO | SR | ST. AMBROSE | 1:04.27 | | 1 |

NAIA OUTDOOR TRACK & FIELD CHAMPIONSHIPS 2017

Gulf Shores, AL

Mickey Miller Blackwell Stadium

Weather: Sunny & Clear, Th- 80, Fr- 83, Sa- 84

Host: Gulf Shores Sports Commission

5/25/2017 - 5/27/2017

MEET OFFICIALS**Meet Director:**


Houston Young

Meet Referee:

Lawhorn/Thurber/ Mitchell

Timing:

www.cfpitiming.com

**OFFICIAL MEET REPORT**

printed: 5/27/2017 7:53 PM

RESULTS**#17 Women's 400m Hurdles (cont'd)**

4:00 PM (Day 1):

Prelims

| Pl | Name | Yr | Team | Time | Note | H(Pl) |
|----|----------------------|----|-----------------|---------|------------|-------|
| 1 | GREEN, SHANTAE | JR | SOUTHERN-NO | 1:00.71 | Q | 1(1) |
| 2 | NEEDHAM, TAYLOR | JR | SOUTHWESTERN (| 1:00.87 | Q | 4(1) |
| 3 | BRAMHALL, RACHEL | SR | DOANE | 1:01.31 | Q | 2(1) |
| 4 | NEWMAN, SASHA | JR | DILLARD | 1:01.47 | q | 4(2) |
| 5 | BRANNAGAN, KALYN | JR | DOANE | 1:01.63 | q 1:01.627 | 1(2) |
| 6 | SMIKLE, KIMONA | SO | SOUTHERN-NO | 1:01.63 | q 1:01.628 | 3(1) |
| 7 | SMITH, MOLLY JO | SR | ST. AMBROSE | 1:01.73 | q | 3(2) |
| 8 | FLORES, ALEXIS | JR | WAYLAND BAPTIS | 1:01.74 | q | 2(2) |
| 9 | RAMIREZ, JENNIFER | FR | OUR LADY OF THE | 1:02.14 | | 3(3) |
| 10 | HUNDLEY, SHELBY | SO | FRIENDS | 1:02.91 | | 4(3) |
| 11 | SUPERIOR, TAYLOR | JR | USC-BEAUFORT | 1:02.95 | | 3(4) |
| 12 | TOURIGNY, KATHERINE | SR | BRITISH COLUMBI | 1:03.61 | | 1(3) |
| 13 | SAPP, JENNY | SO | LEWIS-CLARK | 1:03.84 | | 1(4) |
| 14 | WHITE, HALEY | SO | EASTERN OREGO | 1:03.98 | | 3(5) |
| 15 | DEHAVEN-BOYD, ALEXIA | SO | LINDSEY WILSON | 1:04.35 | | 3(6) |
| 16 | PHILLIPS, ABIGAIL | SR | TAYLOR | 1:04.44 | | 1(5) |
| 17 | HAWKINS, KAMI | SO | COLLEGE OF IDAH | 1:04.75 | | 4(4) |
| 18 | WHATLEY, OLIVIA | SO | UNION (KY.) | 1:04.80 | | 4(5) |
| 19 | KEUNE, MACKENZIE | FR | NORTHWESTERN (| 1:04.87 | | 2(3) |
| 20 | EMERSON, KATIE | SO | EASTERN OREGO | 1:04.98 | | 2(4) |
| 21 | MADDEN, HAYLEY | FR | BRITISH COLUMBI | 1:05.33 | | 2(5) |
| 22 | AMBUUL, TERESA | FR | ST. GREGORY'S | 1:05.94 | | 2(6) |
| 23 | HARSIN, EMILY | JR | DOANE | 1:06.03 | | 4(6) |
| 24 | PRYCE, TAISHIA | FR | WILEY | 1:31.49 | | 1(6) |
| | HOLNESS, SHAY-ANN | JR | FLORIDA MEMORI | DNF | | 3 |

HEAT RESULTS**Prelims**

| Pl | Name | Yr | Team | Time | Note |
|--------------------|---------------------|----|-----------------|---------|------------|
| Heat 1 of 4 | | | | | |
| 1 | GREEN, SHANTAE | JR | SOUTHERN-NO | 1:00.71 | Q |
| 2 | BRANNAGAN, KALYN | JR | DOANE | 1:01.63 | q 1:01.627 |
| 3 | TOURIGNY, KATHERINE | SR | BRITISH COLUMBI | 1:03.61 | |
| 4 | SAPP, JENNY | SO | LEWIS-CLARK | 1:03.84 | |
| 5 | PHILLIPS, ABIGAIL | SR | TAYLOR | 1:04.44 | |
| 6 | PRYCE, TAISHIA | FR | WILEY | 1:31.49 | |
| Heat 2 of 4 | | | | | |
| 1 | BRAMHALL, RACHEL | SR | DOANE | 1:01.31 | Q |
| 2 | FLORES, ALEXIS | JR | WAYLAND BAPTIS | 1:01.74 | q |
| 3 | KEUNE, MACKENZIE | FR | NORTHWESTERN (| 1:04.87 | |
| 4 | EMERSON, KATIE | SO | EASTERN OREGO | 1:04.98 | |
| 5 | MADDEN, HAYLEY | FR | BRITISH COLUMBI | 1:05.33 | |
| 6 | AMBUUL, TERESA | FR | ST. GREGORY'S | 1:05.94 | |

Heat 3 of 4

NAIA OUTDOOR TRACK & FIELD CHAMPIONSHIPS 2017

Gulf Shores, AL

Mickey Miller Blackwell Stadium

Weather: Sunny & Clear, Th- 80, Fr- 83, Sa- 84

Host: Gulf Shores Sports Commission

5/25/2017 - 5/27/2017

MEET OFFICIALS**Meet Director:**


Houston Young

Meet Referee:

Lawhorn/Thurber/ Mitchell

Timing:

www.cfpitiming.com

**OFFICIAL MEET REPORT**

printed: 5/27/2017 7:53 PM

RESULTS**#17 Women's 400m Hurdles (cont'd)****Prelims**

| Pl | Name | Yr Team | Time Note |
|----|----------------------|--------------------|------------------|
| 1 | SMIKLE, KIMONA | SO SOUTHERN-NO | 1:01.63Q1:01.628 |
| 2 | SMITH, MOLLY JO | SR ST. AMBROSE | 1:01.73q |
| 3 | RAMIREZ, JENNIFER | FR OUR LADY OF THE | 1:02.14 |
| 4 | SUPERIOR, TAYLOR | JR USC-BEAUFORT | 1:02.95 |
| 5 | WHITE, HALEY | SO EASTERN OREGO | 1:03.98 |
| 6 | DEHAVEN-BOYD, ALEXIA | SO LINDSEY WILSON | 1:04.35 |
| | HOLNESS, SHAY-ANN | JR FLORIDA MEMORI | DNF |

Heat 4 of 4

| | | | |
|---|-----------------|--------------------|----------|
| 1 | NEEDHAM, TAYLOR | JR SOUTHWESTERN (| 1:00.87Q |
| 2 | NEWMAN, SASHA | JR DILLARD | 1:01.47q |
| 3 | HUNDLEY, SHELBY | SO FRIENDS | 1:02.91 |
| 4 | HAWKINS, KAMI | SO COLLEGE OF IDAH | 1:04.75 |
| 5 | WHATLEY, OLIVIA | SO UNION (KY.) | 1:04.80 |
| 6 | HARSIN, EMILY | JR DOANE | 1:06.03 |

#19 Women's 3000m Steeple

| | | | | | | |
|---|-------------------|----------|-------------------|-------------|-----------|------------------|
| W | World | 8:52.78 | Ruth Jebat | QAT | 8/27/2016 | Paris, FRA |
| A | American | 9:11.42 | Emma Coburn | New Balance | 7/12/2014 | Glasgow, |
| N | NAIA Championship | 10:12.31 | Justyna Mudy | Shorter, GA | 2009 | Edwardsville, IL |
| C | College Outdoor | 9:24.41 | Courtney Frerichs | New Mexico | 6/11/2016 | Eugene, Or |

2:00 PM (Day 3):

| Pl | Name | Yr Team | Time Note | Pts |
|----|----------------------|-----------------------|-----------|-----|
| 1 | DEWISPELARE, MARISSA | SR DOANE | 10:23.99 | 10 |
| 2 | ESPOSITO, LEAH | SR CARROLL | 10:47.05 | 8 |
| 3 | COOK, CAROLINE | JR SCAD SAVANNAH | 10:53.72 | 6 |
| 4 | DAWSON, LYNDEE | JR BIOLA | 10:56.86 | 5 |
| 5 | CROY, STEPHANIE | JR BIOLA | 11:02.07 | 4 |
| 6 | FLETCHER, MICHELLE | SR NORTHWEST CHRI | 11:03.20 | 3 |
| 7 | GALE, MACIE | SR NORTHWEST CHRI | 11:06.15 | 2 |
| 8 | MORENO, LORENA | JR ST. MARY (KAN.) | 11:11.67 | 1 |
| 9 | RUSSELL, TAMIKA | SO COLLEGE OF IDAH | 11:21.54 | |
| 10 | CAIRNS, BRIANNA | SR BRITISH COLUMBI | 11:24.68 | |
| 11 | HUNSAKER, HANNAH | JR BIOLA | 11:27.75 | |
| 12 | INGOLDSBY, RACHAEL | SR THE MASTERS | 11:30.45 | |
| 13 | ZIMMERMAN, BROOKE | SR FRIENDS | 11:34.85 | |
| 14 | RILEY, KERIGAN | SR INDIANA TECH | 11:36.21 | |
| 15 | BALL, GRACIE | SR ST. FRANCIS (ILL.) | 11:45.51 | |
| 16 | FOLLETTE, CHRISTA | SO FRIENDS | 12:06.82 | |
| 17 | CORYELL, CATHY | SR CORNERSTONE | 12:12.79 | |
| 18 | BAKER, TERRI | SR WESTMONT | 13:12.44 | |

#45 Women's 5000m Walk

| | | | | | | |
|---|-------------------|----------|--------------------|------------------|-----------|------------|
| N | NAIA Championship | 23:19.91 | Nicola Evangelista | British Columbia | 5/25/2011 | Marion, IN |
|---|-------------------|----------|--------------------|------------------|-----------|------------|

NAIA OUTDOOR TRACK & FIELD CHAMPIONSHIPS 2017

Gulf Shores, AL

Mickey Miller Blackwell Stadium

Weather: Sunny & Clear, Th- 80, Fr- 83, Sa- 84

Host: Gulf Shores Sports Commission

5/25/2017 - 5/27/2017

MEET OFFICIALS**Meet Director:**


Houston Young

Meet Referee:

Lawhorn/Thurber/ Mitchell

Timing:

www.cfpitiming.com

**OFFICIAL MEET REPORT**

printed: 5/27/2017 7:53 PM

RESULTS**#45 Women's 5000m Walk (cont'd)**

4:10 PM (Day 2):

| Pl | Name | Yr | Team | Time | Note | Pts |
|----|--------------------|----|-----------------|----------|------|-----|
| 1 | CISNEROS, ANALI | FR | JUDSON | 24:09.51 | | 10 |
| 2 | ALFONZO, NATALIA | SR | MISSOURI BAPTIS | 24:35.08 | | 8 |
| 3 | NEWHOFF, KATHARINE | FR | ST. AMBROSE | 25:59.29 | | 6 |
| 4 | MCCOLLUM, BRENDA | JR | BAKER | 26:46.12 | | 5 |
| 5 | LOPEZ, JENNY | JR | ST. AMBROSE | 26:59.20 | | 4 |
| 6 | MCCANDREW, DENISE | JR | MISSOURI BAPTIS | 27:23.12 | | 3 |
| 7 | DELGADO, CASSANDRA | JR | ST. AMBROSE | 27:57.64 | | 2 |
| 8 | BROGAN, BAILEY | SR | CORNERSTONE | 28:33.55 | | 1 |
| 9 | ZHANG, ZOE | FR | BRITISH COLUMBI | 29:08.04 | | |
| 10 | EMERY, SIANA | FR | GOSHEN | 29:14.86 | | |
| | MELENDEZ, AMBERLY | FR | CARDINAL STRITC | DNF | | |
| | APOLLO, CAITLIN | JR | BAKER | DQ | | |

#21 Women's 4 x 100m Relay

| | | | | | | |
|---|-------------------|-------|--|-------------------|-----------|--------------|
| W | World | 40.82 | Bartoletta, Felix, Knight, Jeter | USA | 8/11/2012 | London, ENG |
| A | American | 40.82 | Madison, Felix, Knight, Jeter | USA national team | 8/11/2012 | London, GBR |
| N | NAIA Championship | 44.32 | Edwards, Grant, Sterling, Pomales | Central State, OH | 1994 | Azusa, CA |
| C | College Outdoor | 42.12 | Dunmore, Stevens, Cunliffe, Washington | Oregon | 4/15/2017 | Torrance, CA |

2:40 PM (Day 3):

Finals

| Pl | Team | Time | Note | Pts |
|----|-------------------------------|-------|---------------------------|-----|
| 1 | INDIANA TECH (A) | 45.21 | | 10 |
| | 1) HOLMES, TIA JR | | 2) THOMPSON, PATRICIA SR | |
| | 3) PERRY, BRITNEE SR | | 4) WOODS, BRIANNA SR | |
| 2 | WILEY (A) | 46.64 | | 8 |
| | 1) MARK, TERRISA SR | | 2) POLEON, NATASHA SO | |
| | 3) ARTHUR, KENISHA SR | | 4) PRYCE, TAISHIA FR | |
| 3 | SIENA HEIGHTS (A) | 46.81 | | 6 |
| | 1) YOUNG-BROOKS, MILDRENAE SO | | 2) HILL, EMILY SO | |
| | 3) MOORE, ALEXIS JR | | 4) GARDNER, ASIA FR | |
| 4 | WILLIAM CAREY (A) | 46.82 | | 5 |
| | 1) BRIDGES, MIA JR | | 2) COOKS, ANNIE SR | |
| | 3) DONALD, CHARLANA FR | | 4) BYRD, PAMELA JR | |
| 5 | USC-BEAUFORT (A) | 47.38 | | 4 |
| | 1) CALLOWAY, FAITH SO | | 2) SUPERIOR, TAYLOR JR | |
| | 3) MUTCHERSON, CORT'NASHA FR | | 4) WILLIAMS, J'HARI FR | |
| 6 | SOUTHERN OREGON (A) | 47.49 | | 3 |
| | 1) TYLER, RAKAYLA SO | | 2) DANIEL, ARIANNA FR | |
| | 3) HAMMAN, MARGOT JR | | 4) GREENWADE, SAVANNAH FR | |
| 7 | DORDT (A) | 47.92 | | 2 |
| | 1) VELGERSDYK, MIRANDA JR | | 2) WIND, JOSCELYN SO | |
| | 3) REGENERUS, PAM FR | | 4) WUBBEN, DANIELLE JR | |

NAIA OUTDOOR TRACK & FIELD CHAMPIONSHIPS 2017

Gulf Shores, AL

Mickey Miller Blackwell Stadium

Weather: Sunny & Clear, Th- 80, Fr- 83, Sa- 84

Host: Gulf Shores Sports Commission

5/25/2017 - 5/27/2017

MEET OFFICIALS**Meet Director:**


Houston Young

Meet Referee:

Lawhorn/Thurber/ Mitchell

Timing:

www.cfpitiming.com

**OFFICIAL MEET REPORT**

printed: 5/27/2017 7:53 PM

RESULTS**#21 Women's 4 x 100m Relay (cont'd)**

2:40 PM (Day 3):

Finals

| Pl | Team | Time | Note | Pts |
|----|------------------------------|------|------|-----|
| | SOUTHERN-NO (A) | | DQ | |
| | 1) BROOKS-GILLINGS, OSHIN JR | | | |
| | 2) HYLTON, SHADAE JR | | | |
| | 3) PENNIE, CHANTAL JR | | | |
| | 4) BOLTON, ARGYANA FR | | | |

2:30 PM (Day 1):

Prelims

| Pl | Team | Time | Note | H(Pl) |
|----|-------------------------------|--------|------|-------|
| 1 | INDIANA TECH (A) | 45.83q | | 3(1) |
| | 1) HOLMES, TIA JR | | | |
| | 2) THOMPSON, PATRICIA SR | | | |
| | 3) PERRY, BRITNEE SR | | | |
| 2 | SOUTHERN-NO (A) | 46.17q | | 2(1) |
| | 1) BROOKS-GILLINGS, OSHIN JR | | | |
| | 2) HYLTON, SHADAE JR | | | |
| | 3) PENNIE, CHANTAL JR | | | |
| | 4) BOLTON, ARGYANA FR | | | |
| 3 | SIENA HEIGHTS (A) | 46.44q | | 3(2) |
| | 1) YOUNG-BROOKS, MILDRENAE SO | | | |
| | 2) HILL, EMILY SO | | | |
| | 3) MOORE, ALEXIS JR | | | |
| | 4) GARDNER, ASIA FR | | | |
| 4 | WILEY (A) | 46.99q | | 1(1) |
| | 1) MARK, TERRISA SR | | | |
| | 2) POLEON, NATASHA SO | | | |
| | 3) ARTHUR, KENISHA SR | | | |
| | 4) DENNIE, RENAE SO | | | |
| 5 | SOUTHERN OREGON (A) | 47.06q | | 1(2) |
| | 1) TYLER, RAKAYLA SO | | | |
| | 2) DANIEL, ARIANNA FR | | | |
| | 3) HAMMAN, MARGOT JR | | | |
| | 4) GREENWADE, SAVANNAH FR | | | |
| 6 | USC-BEAUFORT (A) | 47.13q | | 2(2) |
| | 1) CALLOWAY, FAITH SO | | | |
| | 2) SUPERIOR, TAYLOR JR | | | |
| | 3) MUTCHERSON, CORT'NASHA FR | | | |
| | 4) WILLIAMS, J'HARI FR | | | |
| 7 | WILLIAM CAREY (A) | 47.18q | | 2(3) |
| | 1) BRIDGES, MIA JR | | | |
| | 2) COOKS, ANNIE SR | | | |
| | 3) DONALD, CHARLANA FR | | | |
| | 4) BYRD, PAMELA JR | | | |
| 8 | DORDT (A) | 47.29q | | 1(3) |
| | 1) VELGERSDYK, MIRANDA JR | | | |
| | 2) WIND, JOSCELYN SO | | | |
| | 3) REGENERUS, PAM FR | | | |
| | 4) WUBBEN, DANIELLE JR | | | |
| 9 | FRIENDS (A) | 47.35 | | 2(4) |
| | 1) HUNDLEY, SHELBY SO | | | |
| | 2) SIMON, ABBY SR | | | |
| | 3) ALEXANDER, JAMIE SR | | | |
| | 4) ENGLE, NATALI JR | | | |
| 10 | HASTINGS (A) | 47.44 | | 3(3) |
| | 1) CUNNINGHAM, SHANTINIQUE SO | | | |
| | 2) BERKS, OLIVIA FR | | | |
| | 3) FAIMON, APRIL SR | | | |
| | 4) COTTON, CAITLYN FR | | | |
| 11 | DOANE (A) | 47.45 | | 3(4) |
| | 1) BRAMHALL, RACHEL SR | | | |
| | 2) DUVAL, ALYSSA FR | | | |
| | 3) WIETZKI, JORDAN SR | | | |
| | 4) BRADLEY, KAITLIN JR | | | |

NAIA OUTDOOR TRACK & FIELD CHAMPIONSHIPS 2017

Gulf Shores, AL

Mickey Miller Blackwell Stadium

Weather: Sunny & Clear, Th- 80, Fr- 83, Sa- 84

Host: Gulf Shores Sports Commission

5/25/2017 - 5/27/2017

MEET OFFICIALS**Meet Director:**


Houston Young

Meet Referee:

Lawhorn/Thurber/ Mitchell

Timing:

www.cfpitiming.com

**OFFICIAL MEET REPORT**

printed: 5/27/2017 7:53 PM

RESULTS**#21 Women's 4 x 100m Relay (cont'd)**

2:30 PM (Day 1):

Prelims

| Pl Team | | | Time | Note | H(Pl) |
|---------------------------|--------------------------|---------------------------|-------|------|-------|
| 12 AQUINAS (A) | | | 47.73 | | 3(5) |
| | 1) TRUSS, COURTNEY JR | 2) MEACHUM, GRACE SO | | | |
| | 3) EYAMBA, EUNICE SO | 4) FLOYD, ANALIS FR | | | |
| 13 MARIAN (IND.) (A) | | | 47.90 | | 2(5) |
| | 1) MILLS, TAMIA FR | 2) BIRKS, LATEEFAH JR | | | |
| | 3) GIBSON, RAVEN FR | 4) HERRING, KYNDAL FR | | | |
| 14 TENNESSEE WESLEYAN (A) | | | 47.96 | | 3(6) |
| | 1) LANKFORD, ALEXIS FR | 2) JOHNSON, ALEXANDRIA JR | | | |
| | 3) KIRK, JYMEELAH FR | 4) HOOIJDONK, ELS SO | | | |
| 15 INDIANA WESLEYAN (A) | | | 47.98 | | 2(6) |
| | 1) FRIEDEN, KENDRA FR | 2) MERTZ, MACHAELA SR | | | |
| | 3) KRANTZ, JAILYN SO | 4) MELVIN, CORRINE SR | | | |
| 16 XAVIER-LOUISIANA (A) | | | 48.59 | | 2(7) |
| | 1) WRIGHT, MARTINA SO | 2) MILTON, ALEXIS SO | | | |
| | 3) RIGGS, JUSTYCE FR | 4) RILEY, RY-ANNE FR | | | |
| 17 LOYOLA-NEW ORLEANS (A) | | | 48.61 | | 1(4) |
| | 1) PEARSON, DIAMOND FR | 2) HEBERT, MERI SO | | | |
| | 3) HENDERSON, TIERA SO | 4) BANKS, LEAH SO | | | |
| 18 GRAND VIEW (A) | | | 49.39 | | 1(5) |
| | 1) HAMILTON, DIMETREA FR | 2) AYERS, RONNOJA JR | | | |
| | 3) ROBERTS, KATIE JR | 4) FLAWS, ALLIE FR | | | |
| 19 EDWARD WATERS (A) | | | 50.20 | | 1(6) |
| | 1) MOSS, QUADAISHA SO | 2) BLOUNT, ALEXANDRA FR | | | |
| | 3) HOWARD, NAKIYA FR | 4) CAMPBELL, ANNETTE FR | | | |
| WAYLAND BAPTIST (A) | | | DNF | | 1 |
| | 1) BRISCOE, TELECIA FR | 2) JOHNSON, DEVIN FR | | | |
| | 3) PARKER, KARIS JR | 4) HOLLINS, E'KEISHA JR | | | |
| DILLARD (A) | | | DNF | | 3 |
| | 1) REED, MEAGAN JR | 2) FORTUNA, KAITLYN SR | | | |
| | 3) HURST, TAJDREANA SO | 4) COLUMBUS, KAHLIA SO | | | |

HEAT RESULTS**Prelims**

| Pl Team | | | Time | Note |
|-----------------------|-----------------------|-----------------------|--------|------|
| Heat 1 of 3 | | | | |
| 1 WILEY (A) | | | 46.99Q | |
| | 1) MARK, TERRISA SR | 2) POLEON, NATASHA SO | | |
| | 3) ARTHUR, KENISHA SR | 4) DENNIE, RENAE SO | | |
| 2 SOUTHERN OREGON (A) | | | 47.06 | |

Q

NAIA OUTDOOR TRACK & FIELD CHAMPIONSHIPS 2017

Gulf Shores, AL

Mickey Miller Blackwell Stadium

Weather: Sunny & Clear, Th- 80, Fr- 83, Sa- 84

Host: Gulf Shores Sports Commission

5/25/2017 - 5/27/2017

MEET OFFICIALS**Meet Director:**


Houston Young

Meet Referee:

Lawhorn/Thurber/ Mitchell

Timing:

www.cfpitiming.com

**OFFICIAL MEET REPORT**

printed: 5/27/2017 7:53 PM

RESULTS**#21 Women's 4 x 100m Relay (cont'd)****Prelims**

| Pl | Team | Time | Note |
|--------------------|------------------------------|--------|------|
| | 1) TYLER, RAKAYLA SO | | |
| | 2) DANIEL, ARIANNA FR | | |
| | 3) HAMMAN, MARGOT JR | | |
| | 4) GREENWADE, SAVANNAH FR | | |
| 4 | LOYOLA-NEW ORLEANS (A) | 48.61 | |
| | 1) PEARSON, DIAMOND FR | | |
| | 2) HEBERT, MERI SO | | |
| | 3) HENDERSON, TIERA SO | | |
| | 4) BANKS, LEAH SO | | |
| 5 | GRAND VIEW (A) | 49.39 | |
| | 1) HAMILTON, DIMETREA FR | | |
| | 2) AYERS, RONNOJA JR | | |
| | 3) ROBERTS, KATIE JR | | |
| | 4) FLAWS, ALLIE FR | | |
| 6 | EDWARD WATERS (A) | 50.20 | |
| | 1) MOSS, QUADAISHA SO | | |
| | 2) BLOUNT, ALEXANDRA FR | | |
| | 3) HOWARD, NAKIYA FR | | |
| | 4) CAMPBELL, ANNETTE FR | | |
| | WAYLAND BAPTIST (A) | DNF | |
| | 1) BRISCOE, TELECIA FR | | |
| | 2) JOHNSON, DEVIN FR | | |
| | 3) PARKER, KARIS JR | | |
| | 4) HOLLINS, E'KEISHA JR | | |
| Heat 2 of 3 | | | |
| 1 | SOUTHERN-NO (A) | 46.17Q | |
| | 1) BROOKS-GILLINGS, OSHIN JR | | |
| | 2) HYLTON, SHADAE JR | | |
| | 3) PENNIE, CHANTAL JR | | |
| | 4) BOLTON, ARGYANA FR | | |
| 2 | USC-BEAUFORT (A) | 47.13Q | |
| | 1) CALLOWAY, FAITH SO | | |
| | 2) SUPERIOR, TAYLOR JR | | |
| | 3) MUTCHERSON, CORT'NASHA FR | | |
| | 4) WILLIAMS, J'HARI FR | | |
| 3 | WILLIAM CAREY (A) | 47.18q | |
| | 1) BRIDGES, MIA JR | | |
| | 2) COOKS, ANNIE SR | | |
| | 3) DONALD, CHARLANA FR | | |
| | 4) BYRD, PAMELA JR | | |
| 4 | FRIENDS (A) | 47.35 | |
| | 1) HUNDLEY, SHELBY SO | | |
| | 2) SIMON, ABBY SR | | |
| | 3) ALEXANDER, JAMIE SR | | |
| | 4) ENGLE, NATALI JR | | |
| 5 | MARIAN (IND.) (A) | 47.90 | |
| | 1) MILLS, TAMIA FR | | |
| | 2) BIRKS, LATEEFAH JR | | |
| | 3) GIBSON, RAVEN FR | | |
| | 4) HERRING, KYNDAL FR | | |
| 6 | INDIANA WESLEYAN (A) | 47.98 | |
| | 1) FRIEDEN, KENDRA FR | | |
| | 2) MERTZ, MACHAELA SR | | |
| | 3) KRANTZ, JAILYN SO | | |
| | 4) MELVIN, CORRINE SR | | |
| 7 | XAVIER-LOUISIANA (A) | 48.59 | |
| | 1) WRIGHT, MARTINA SO | | |
| | 2) MILTON, ALEXIS SO | | |
| | 3) RIGGS, JUSTYCE FR | | |
| | 4) RILEY, RY-ANNE FR | | |
| Heat 3 of 3 | | | |
| 1 | INDIANA TECH (A) | 45.83Q | |
| | 1) HOLMES, TIA JR | | |
| | 2) THOMPSON, PATRICIA SR | | |
| | 3) PERRY, BRITTNEE SR | | |
| | 4) WOODS, BRIANNA SR | | |
| 2 | SIENA HEIGHTS (A) | 46.44Q | |

NAIA OUTDOOR TRACK & FIELD CHAMPIONSHIPS 2017

Gulf Shores, AL

Mickey Miller Blackwell Stadium

Weather: Sunny & Clear, Th- 80, Fr- 83, Sa- 84

Host: Gulf Shores Sports Commission

5/25/2017 - 5/27/2017

MEET OFFICIALS**Meet Director:**


Houston Young

Meet Referee:

Lawhorn/Thurber/ Mitchell

Timing:

www.cfpitiming.com

**OFFICIAL MEET REPORT**

printed: 5/27/2017 7:53 PM

RESULTS**#21 Women's 4 x 100m Relay (cont'd)****Prelims**

| Pl | Team | Time | Note |
|----|--|-------|------|
| 4 | DOANE (A) 1) YOUNG-BROOKS, MILDRENAE SO 2) HILL, EMILY SO 3) MOORE, ALEXIS JR 4) GARDNER, ASIA FR | 47.45 | |
| 5 | AQUINAS (A) 1) BRAMHALL, RACHEL SR 2) DUVAL, ALYSSA FR 3) WIETZKI, JORDAN SR 4) BRADLEY, KAITLIN JR | 47.73 | |
| 6 | TENNESSEE WESLEYAN (A) 1) TRUSS, COURTNEY JR 2) MEACHUM, GRACE SO 3) EYAMBA, EUNICE SO 4) FLOYD, ANALIS FR | 47.96 | |
| | DILLARD (A) 1) LANKFORD, ALEXIS FR 2) JOHNSON, ALEXANDRIA JR 3) KIRK, JYMEELAH FR 4) HOOIJDONK, ELS SO | DNF | |
| | 1) REED, MEAGAN JR 2) FORTUNA, KAITLYN SR 3) HURST, TAJDREANA SO 4) COLUMBUS, KAHLIA SO | | |

#23 Women's 4 x 400m Relay

| | | | | | | |
|---|-------------------|---------|------------------------------------|-----------------------|-----------|------------|
| W | World | 3:15.17 | Ledovskaya, Nazarova, Pinigina, | URS | 10/1/1988 | Seoul, KOR |
| A | American | 3:15.51 | Howard, Dixon, Brisco, Joyner | USA national team | 10/1/1988 | Seoul, KOR |
| N | NAIA Championship | 3:33.46 | Fynes, Cole, Morgridge, McKenzie | Southern- New Orleans | 1994 | Azusa, CA |
| C | College Outdoor | 3:23.75 | Jones, McIntosh, Chapple, Richards | Texas | 4/3/2004 | Austin, TX |

6:15 PM (Day 3):**Finals**

| Pl | Team | Time | Note | Pts |
|----|--|---------|------|-----|
| 1 | SOUTHERN-NO (A) 1) HYLTON, SHADAE JR 2) SMIKLE, KIMONA SO 3) BOLTON, ARGYANA FR 4) BENNETT, ORENTIA SR | 3:37.57 | | 10 |
| 2 | INDIANA TECH (A) 1) KENNEDY, PATIENCE SO 2) MOODY, AYANNA SO 3) TERRY, SHA'LONDA FR 4) WILSON, APRIL SR | 3:43.98 | | 8 |
| 3 | WILEY (A) 1) POLEON, NATASHA SO 2) THOMAS, CHRISS ANN SO 3) PRYCE, TAISHIA FR 4) DAVID, DANIELLE FR | 3:44.82 | | 6 |
| 4 | CARROLL (A) 1) EHMANN, KEELY SO 2) WHITE, MONICA SO 3) PORCH, HANNAH SO 4) BARTH, KARA SR | 3:46.18 | | 5 |
| 5 | WAYLAND BAPTIST (A) 1) HOLLINS, E'KEISHA JR 2) PARKER, KARIS JR 3) CANO, TIFFANY SO 4) FLORES, ALEXIS JR | 3:47.86 | | 4 |
| 6 | DORDT (A) 1) VELGERSDYK, MIRANDA JR 2) RANKIN, ELIZABETH SO 3) WILGENBURG, JENNA SO 4) WIND, JOSCELYN SO | 3:48.52 | | 3 |

NAIA OUTDOOR TRACK & FIELD CHAMPIONSHIPS 2017

Gulf Shores, AL

Mickey Miller Blackwell Stadium

Weather: Sunny & Clear, Th- 80, Fr- 83, Sa- 84

Host: Gulf Shores Sports Commission

5/25/2017 - 5/27/2017

MEET OFFICIALS**Meet Director:**


Houston Young

Meet Referee:

Lawhorn/Thurber/ Mitchell

Timing:

www.cfpitiming.com

**OFFICIAL MEET REPORT**

printed: 5/27/2017 7:53 PM

RESULTS**#23 Women's 4 x 400m Relay (cont'd)****6:15 PM (Day 3):****Finals**

| Pl | Team | Time | Note | Pts |
|----|-------------------------|------------------------|------|-----|
| 7 | DILLARD (A) | 3:48.77 | | 2 |
| | 1) NEWMAN, SASHA JR | 2) COLUMBUS, KAHLIA SO | | |
| | 3) HURST, TAJDREANA SO | 4) REED, MEAGAN JR | | |
| 8 | XAVIER-LOUISIANA (A) | 3:56.31 | | 1 |
| | 1) RILEY, RY-ANNE FR | 2) WILLIAMS, ARIANE SO | | |
| | 3) SHANNON, TRAMAINE SR | 4) ALLEN, CLARKE JR | | |

7:45 PM (Day 2):**Prelims**

| Pl | Team | Time | Note | H(Pl) |
|----|------------------------------|--------------------------|------|-------|
| 1 | SOUTHERN-NO (A) | 3:45.03q | | 2(1) |
| | 1) BENNETT, ORENTHIA SR | 2) SMIKLE, KIMONA SO | | |
| | 3) HYLTON, SHADAE JR | 4) GREEN, SHANTAE JR | | |
| 2 | WILEY (A) | 3:46.01q | | 1(1) |
| | 1) PRYCE, TAISHIA FR | 2) THOMAS, CHRISS ANN SO | | |
| | 3) DAVID, DANIELLE FR | 4) POLEON, NATASHA SO | | |
| 3 | INDIANA TECH (A) | 3:46.75q | | 1(2) |
| | 1) KENNEDY, PATIENCE SO | 2) MOODY, AYANNA SO | | |
| | 3) TERRY, SHA'LONDA FR | 4) WILSON, APRIL SR | | |
| 4 | CARROLL (A) | 3:47.56q | | 2(2) |
| | 1) EHMANN, KEELY SO | 2) WHITE, MONICA SO | | |
| | 3) PORCH, HANNAH SO | 4) BARTH, KARA SR | | |
| 5 | WAYLAND BAPTIST (A) | 3:48.52q | | 2(3) |
| | 1) HOLLINS, E'KEISHA JR | 2) PARKER, KARIS JR | | |
| | 3) CANO, TIFFANY SO | 4) FLORES, ALEXIS JR | | |
| 6 | DORDT (A) | 3:49.58q | | 1(3) |
| | 1) VELGERSDYK, MIRANDA JR | 2) RANKIN, ELIZABETH SO | | |
| | 3) WILGENBURG, JENNA SO | 4) WIND, JOSCELYN SO | | |
| 7 | XAVIER-LOUISIANA (A) | 3:49.76q | | 1(4) |
| | 1) RILEY, RY-ANNE FR | 2) WILLIAMS, ARIANE SO | | |
| | 3) SHANNON, TRAMAINE SR | 4) ALLEN, CLARKE JR | | |
| 8 | DILLARD (A) | 3:49.93q | | 2(4) |
| | 1) NEWMAN, SASHA JR | 2) COLUMBUS, KAHLIA SO | | |
| | 3) HURST, TAJDREANA SO | 4) REED, MEAGAN JR | | |
| 9 | SOUTHERN OREGON (A) | 3:51.15 | | 1(5) |
| | 1) TYLER, RAKAYLA SO | 2) ABBOTT, ASPEN SR | | |
| | 3) GREENWADE, SAVANNAH FR | 4) DANIEL, ARIANNA FR | | |
| 10 | USC-BEAUFORT (A) | 3:51.83 | | 2(5) |
| | 1) SUPERIOR, TAYLOR JR | 2) TREGONING, LAUREN SO | | |
| | 3) MUTCHERSON, CORT'NASHA FR | 4) CALLOWAY, FAITH SO | | |

NAIA OUTDOOR TRACK & FIELD CHAMPIONSHIPS 2017

Gulf Shores, AL

Mickey Miller Blackwell Stadium

Weather: Sunny & Clear, Th- 80, Fr- 83, Sa- 84

Host: Gulf Shores Sports Commission

5/25/2017 - 5/27/2017

MEET OFFICIALS

Meet Director:


Houston Young

Meet Referee:

Lawhorn/Thurber/ Mitchell

Timing:

www.cfpitiming.com



OFFICIAL MEET REPORT

printed: 5/27/2017 7:53 PM

RESULTS

#23 Women's 4 x 400m Relay (cont'd)

7:45 PM (Day 2):

Prelims

| Pl | Team | | Time | Note | H(Pl) |
|----|-------------------------|-------------------------|---------|------|-------|
| 11 | MARIAN (IND.) (A) | | 3:52.88 | | 1(6) |
| | 1) GIBSON, RAVEN FR | 2) HERRING, KYNDAL FR | | | |
| | 3) KOEHL, OLIVIA SO | 4) BIRKS, LATEEFAH JR | | | |
| 12 | DOANE (A) | | 3:52.90 | | 2(6) |
| | 1) GOKIE, KYLIE SR | 2) BRAMHALL, RACHEL SR | | | |
| | 3) HARSIN, EMILY JR | 4) BRANNAGAN, KALYN JR | | | |
| 13 | AQUINAS (A) | | 3:54.33 | | 1(7) |
| | 1) FLOYD, ANALIS FR | 2) DESIRA, TORI SR | | | |
| | 3) REPESH, ANNA FR | 4) TRUSS, COURTNEY JR | | | |
| 14 | MORNINGSIDE (A) | | 3:54.91 | | 2(7) |
| | 1) JOSEPH, ELEKA JR | 2) MUMM, MICHELLE JR | | | |
| | 3) BOER, PAYTON SO | 4) PELELO-RAY, ROSE SO | | | |
| 15 | EASTERN OREGON (A) | | 3:57.63 | | 1(8) |
| | 1) WHITE, HALEY SO | 2) DODD, PAIGE SO | | | |
| | 3) CURRENT, KENDALL SR | 4) HERBES, ELIZABETH FR | | | |
| 16 | SOUTHWESTERN (KAN.) (A) | | 3:57.90 | | 2(8) |
| | 1) BLATTNER, KARI SO | 2) BUCHANAN, TAYA' FR | | | |
| | 3) VOGELE, JUSTINE SO | 4) NEEDHAM, TAYLOR JR | | | |

HEAT RESULTS

Prelims

| Pl | Team | | Time | Note |
|--------------------|---------------------------|--------------------------|----------|------|
| Heat 1 of 2 | | | | |
| 1 | WILEY (A) | | 3:46.01q | |
| | 1) PRYCE, TAISHIA FR | 2) THOMAS, CHRISS ANN SO | | |
| | 3) DAVID, DANIELLE FR | 4) POLEON, NATASHA SO | | |
| 2 | INDIANA TECH (A) | | 3:46.75q | |
| | 1) KENNEDY, PATIENCE SO | 2) MOODY, AYANNA SO | | |
| | 3) TERRY, SHA'LONDA FR | 4) WILSON, APRIL SR | | |
| 3 | DORDT (A) | | 3:49.58q | |
| | 1) VELGERSDYK, MIRANDA JR | 2) RANKIN, ELIZABETH SO | | |
| | 3) WILGENBURG, JENNA SO | 4) WIND, JOSCELYN SO | | |
| 4 | XAVIER-LOUISIANA (A) | | 3:49.76q | |
| | 1) RILEY, RY-ANNE FR | 2) WILLIAMS, ARIANE SO | | |
| | 3) SHANNON, TRAMAINE SR | 4) ALLEN, CLARKE JR | | |
| 5 | SOUTHERN OREGON (A) | | 3:51.15 | |
| | 1) TYLER, RAKAYLA SO | 2) ABBOTT, ASPEN SR | | |
| | 3) GREENWADE, SAVANNAH FR | 4) DANIEL, ARIANNA FR | | |
| 6 | MARIAN (IND.) (A) | | 3:52.88 | |

NAIA OUTDOOR TRACK & FIELD CHAMPIONSHIPS 2017

Gulf Shores, AL

Mickey Miller Blackwell Stadium

Weather: Sunny & Clear, Th- 80, Fr- 83, Sa- 84

Host: Gulf Shores Sports Commission

5/25/2017 - 5/27/2017

MEET OFFICIALS**Meet Director:**


Houston Young

Meet Referee:

Lawhorn/Thurber/ Mitchell

Timing:

www.cfpitiming.com

**OFFICIAL MEET REPORT**

printed: 5/27/2017 7:53 PM

RESULTS**#23 Women's 4 x 400m Relay (cont'd)****Prelims**

| Pl | Team | Time | Note |
|----|-------------------------|---------|------|
| | 1) GIBSON, RAVEN FR | | |
| | 2) HERRING, KYNDAL FR | | |
| | 3) KOEHL, OLIVIA SO | | |
| | 4) BIRKS, LATEEFAH JR | | |
| 8 | EASTERN OREGON (A) | 3:57.63 | |
| | 1) WHITE, HALEY SO | | |
| | 2) DODD, PAIGE SO | | |
| | 3) CURRENT, KENDALL SR | | |
| | 4) HERBES, ELIZABETH FR | | |

Heat 2 of 2

| | | | |
|---|------------------------------|----------|--|
| 1 | SOUTHERN-NO (A) | 3:45.03q | |
| | 1) BENNETT, ORENTHIA SR | | |
| | 2) SMIKLE, KIMONA SO | | |
| | 3) HYLTON, SHADAE JR | | |
| | 4) GREEN, SHANTAE JR | | |
| 2 | CARROLL (A) | 3:47.56q | |
| | 1) EHMANN, KEELY SO | | |
| | 2) WHITE, MONICA SO | | |
| | 3) PORCH, HANNAH SO | | |
| | 4) BARTH, KARA SR | | |
| 3 | WAYLAND BAPTIST (A) | 3:48.52q | |
| | 1) HOLLINS, E'KEISHA JR | | |
| | 2) PARKER, KARIS JR | | |
| | 3) CANO, TIFFANY SO | | |
| | 4) FLORES, ALEXIS JR | | |
| 4 | DILLARD (A) | 3:49.93q | |
| | 1) NEWMAN, SASHA JR | | |
| | 2) COLUMBUS, KAHLIA SO | | |
| | 3) HURST, TAJDREANA SO | | |
| | 4) REED, MEAGAN JR | | |
| 5 | USC-BEAUFORT (A) | 3:51.83 | |
| | 1) SUPERIOR, TAYLOR JR | | |
| | 2) TREGONING, LAUREN SO | | |
| | 3) MUTCHERSON, CORT'NASHA FR | | |
| | 4) CALLOWAY, FAITH SO | | |
| 6 | DOANE (A) | 3:52.90 | |
| | 1) GOKIE, KYLIE SR | | |
| | 2) BRAMHALL, RACHEL SR | | |
| | 3) HARSIN, EMILY JR | | |
| | 4) BRANNAGAN, KALYN JR | | |
| 7 | MORNINGSIDE (A) | 3:54.91 | |
| | 1) JOSEPH, ELEKA JR | | |
| | 2) MUMM, MICHELLE JR | | |
| | 3) BOER, PAYTON SO | | |
| | 4) PELELO-RAY, ROSE SO | | |
| 8 | SOUTHWESTERN (KAN.) (A) | 3:57.90 | |
| | 1) BLATTNER, KARI SO | | |
| | 2) BUCHANAN, TAYA' FR | | |
| | 3) VOGELE, JUSTINE SO | | |
| | 4) NEEDHAM, TAYLOR JR | | |

#43 Women's 4 x 800m Relay

| | | | | | | |
|---|-------------------|---------|---------------------------------------|------------------|-----------|------------------|
| W | World | 7:50.17 | Olizarenko, Gurina, Borisova, | URS | 8/5/1984 | Moscow, URS |
| N | NAIA Championship | 8:43.99 | Krasovska, Kolstad, Johnstone, Howard | Simon Fraser, BC | 2005 | Louisville, KY |
| C | College Outdoor | 8:17.45 | Margey, Piccirillo, Akande, Lipari | Villanova | 4/27/2013 | Philadelphia, PA |

5:30 PM (Day 2):**Finals**

| Pl | Team | Time | Note | Pts |
|----|---------------------------|---------|------|-----|
| 1 | AQUINAS (A) | 8:53.57 | | 10 |
| | 1) WINCHESTER, MELISSA SO | | | |
| | 2) MILLER, ALEXIS SO | | | |
| | 3) ANDERSON, SYDNEY SR | | | |
| | 4) SIGAFOOSE, ADRI JR | | | |

NAIA OUTDOOR TRACK & FIELD CHAMPIONSHIPS 2017

Gulf Shores, AL

Mickey Miller Blackwell Stadium

Weather: Sunny & Clear, Th- 80, Fr- 83, Sa- 84

Host: Gulf Shores Sports Commission

5/25/2017 - 5/27/2017

MEET OFFICIALS**Meet Director:**


Houston Young

Meet Referee:

Lawhorn/Thurber/ Mitchell

Timing:

www.cfpitiming.com

**OFFICIAL MEET REPORT**

printed: 5/27/2017 7:53 PM

RESULTS**#43 Women's 4 x 800m Relay (cont'd)**

5:30 PM (Day 2):

Finals

| Pl | Team | | Time | Note | Pts |
|----|---------------------------|---------------------------|---------|------|-----|
| 2 | BRITISH COLUMBIA (A) | | 8:54.31 | | 8 |
| | 1) VAN TASSEL, CAMILLE JR | 2) KORPACH, SARAH SR | | | |
| | 3) SYMONDS, NICOLA SO | 4) KILMARTIN, SANDRA SR | | | |
| 3 | WAYLAND BAPTIST (A) | | 8:56.71 | | 6 |
| | 1) SOSA, SILVIA JR | 2) CANO, TIFFANY SO | | | |
| | 3) DANIELS, PATRICE JR | 4) WILLIAMS, ELIZABETH FR | | | |
| 4 | MORNINGSIDE (A) | | 9:08.81 | | 5 |
| | 1) BOER, PAYTON SO | 2) WARNER, CASSIE SO | | | |
| | 3) MUMM, MICHELLE JR | 4) SHEPHERD, TIFFANY SR | | | |
| 5 | BIOLA (A) | | 9:12.67 | | 4 |
| | 1) HUNSAKER, HANNAH JR | 2) DOHERTY, KATHRYN SO | | | |
| | 3) DAWSON, LYNDEE JR | 4) MURRAY, ALISA SR | | | |
| 6 | DORDT (A) | | 9:18.30 | | 3 |
| | 1) LEWIS, KELSEY SR | 2) DE SCHIFFART, ERICA JR | | | |
| | 3) VAN ZEE, JUSTINE SR | 4) COUCH, OLIVIA FR | | | |
| 7 | WESTMONT (A) | | 9:26.57 | | 2 |
| | 1) BROWN, ANNE ELISE FR | 2) GEISINGER, HOPE JR | | | |
| | 3) PARKS, EMILY FR | 4) PHIPPS, TARYN SR | | | |
| 8 | ST. AMBROSE (A) | | 9:38.46 | | 1 |
| | 1) PLUMB, ASHLEY SO | 2) WOODALL, NICOLE SR | | | |
| | 3) LAMPE, SARAH SR | 4) SMITH, MOLLY JO SR | | | |

5:40 PM (Day 1):

Prelims

| Pl | Team | | Time | Note | H(Pl) |
|----|---------------------------|---------------------------|----------|------|-------|
| 1 | WAYLAND BAPTIST (A) | | 9:05.03q | | 2(1) |
| | 1) SOSA, SILVIA JR | 2) CANO, TIFFANY SO | | | |
| | 3) DANIELS, PATRICE JR | 4) WILLIAMS, ELIZABETH FR | | | |
| 2 | BRITISH COLUMBIA (A) | | 9:05.10q | | 1(1) |
| | 1) TINKHAM, MIKAYLA FR | 2) CAIRNS, BRIANNA SR | | | |
| | 3) VAN TASSEL, CAMILLE JR | 4) KILMARTIN, SANDRA SR | | | |
| 3 | BIOLA (A) | | 9:05.42q | | 1(2) |
| | 1) HUNSAKER, HANNAH JR | 2) DOHERTY, KATHRYN SO | | | |
| | 3) DAWSON, LYNDEE JR | 4) MURRAY, ALISA SR | | | |
| 4 | WESTMONT (A) | | 9:06.91q | | 1(3) |
| | 1) BROWN, ANNE ELISE FR | 2) GEISINGER, HOPE JR | | | |
| | 3) PHIPPS, TARYN SR | 4) PARKS, EMILY FR | | | |
| 5 | DORDT (A) | | 9:07.31q | | 1(4) |
| | 1) LEWIS, KELSEY SR | 2) WILGENBURG, JENNA SO | | | |
| | 3) DE SCHIFFART, ERICA JR | 4) VAN ZEE, JUSTINE SR | | | |

NAIA OUTDOOR TRACK & FIELD CHAMPIONSHIPS 2017

Gulf Shores, AL

Mickey Miller Blackwell Stadium

Weather: Sunny & Clear, Th- 80, Fr- 83, Sa- 84

Host: Gulf Shores Sports Commission

5/25/2017 - 5/27/2017

MEET OFFICIALS**Meet Director:**


Houston Young

Meet Referee:

Lawhorn/Thurber/ Mitchell

Timing:

www.cfpitiming.com

**OFFICIAL MEET REPORT**

printed: 5/27/2017 7:53 PM

RESULTS**#43 Women's 4 x 800m Relay (cont'd)**

5:40 PM (Day 1):

Prelims

| Pl | Team | | Time | Note | H(Pl) |
|----|--------------------------|----------------------------|----------|------|-------|
| 6 | AQUINAS (A) | | 9:07.90q | | 3(1) |
| | 1) ANDERSON, SYDNEY SR | 2) WINCHESTER, MELISSA SO | | | |
| | 3) MILLER, ALEXIS SO | 4) SIGAFOOSE, ADRI JR | | | |
| 7 | MORNINGSIDE (A) | | 9:09.94q | | 3(2) |
| | 1) WARNER, CASSIE SO | 2) SHEPHERD, TIFFANY SR | | | |
| | 3) MUMM, MICHELLE JR | 4) BOER, PAYTON SO | | | |
| 8 | ST. FRANCIS (ILL.) (A) | | 9:11.86 | | 1(5) |
| | 1) CROSSON, CATHERINE JR | 2) LOPEZ, LESLEY JR | | | |
| | 3) KNOTT, ASHLEE JR | 4) CONROY, TAYLOR FR | | | |
| 9 | ST. AMBROSE (A) | | 9:12.21q | | 2(2) |
| | 1) WOODALL, NICOLE SR | 2) PLUMB, ASHLEY SO | | | |
| | 3) LAMPE, SARAH SR | 4) SMITH, MOLLY JO SR | | | |
| 10 | NORTHWESTERN (IOWA) (A) | | 9:13.27 | | 3(3) |
| | 1) BOSCH, KATIE JR | 2) MUILENBURG, REBEKAH SO | | | |
| | 3) DE JONG, KASSIDY SO | 4) LANDHUIS, KATIE JR | | | |
| 11 | MILLIGAN (A) | | 9:13.40 | | 2(3) |
| | 1) STONE, ERICA FR | 2) WEBB, JOELLE FR | | | |
| | 3) HAAS, KATLYN FR | 4) SEGRAVE, HANNAH SR | | | |
| 12 | TAYLOR (A) | | 9:13.63 | | 2(4) |
| | 1) BLAGG, RACHEL SO | 2) CROSBY, MARJORIE SO | | | |
| | 3) BLUEMEL, TAYLOR FR | 4) NOYES, NAOMI FR | | | |
| 13 | DOANE (A) | | 9:19.13 | | 2(5) |
| | 1) SIECK, LOGAN SR | 2) COOK, ASHLEY FR | | | |
| | 3) LEMKAU, DELANEY SO | 4) DEWISPELARE, MARISSA SR | | | |
| 14 | OKLAHOMA CITY (A) | | 9:19.52 | | 3(4) |
| | 1) NELL, STEFANI SO | 2) HOYER, SHERIDAN SO | | | |
| | 3) METOYER, ALEXIS SO | 4) MOORE, SARA SR | | | |
| 15 | INDIANA TECH (A) | | 9:20.94 | | 3(5) |
| | 1) RILEY, KERIGAN SR | 2) GORMAN, ANNA FR | | | |
| | 3) HOSEY, JUSTICE SR | 4) LOMBARDO, ALEXIS FR | | | |
| 16 | CONCORDIA (NEB.) (A) | | 9:21.39 | | 2(6) |
| | 1) VLASIN, MARTI SR | 2) WRAGGE, QUINN SO | | | |
| | 3) DABERKOW, ALAYNA SR | 4) RATHJEN, MIRANDA FR | | | |
| 17 | SIENA HEIGHTS (A) | | 9:23.12 | | 2(7) |
| | 1) RUSSO, ASHLEY JR | 2) WILLS, SHARMAINE FR | | | |
| | 3) PEKEL, BRIANNA JR | 4) RIDAL, MARIAH SR | | | |
| 18 | THE MASTERS (A) | | 9:34.15 | | 3(6) |
| | 1) FAIRCHILD, MIKALA JR | 2) BISHOP, RYLEE SO | | | |
| | 3) SCIARRA, ARIANA FR | 4) PEDRICK, MORGAN SR | | | |

NAIA OUTDOOR TRACK & FIELD CHAMPIONSHIPS 2017

Gulf Shores, AL

Mickey Miller Blackwell Stadium

Weather: Sunny & Clear, Th- 80, Fr- 83, Sa- 84

Host: Gulf Shores Sports Commission

5/25/2017 - 5/27/2017

MEET OFFICIALS**Meet Director:**


Houston Young

Meet Referee:

Lawhorn/Thurber/ Mitchell

Timing:

www.cfpitiming.com

**OFFICIAL MEET REPORT**

printed: 5/27/2017 7:53 PM

RESULTS**#43 Women's 4 x 800m Relay (cont'd)**

5:40 PM (Day 1):

Prelims

| Pl | Team | Time | Note | H(Pl) |
|----|------------------------|---------|----------------------|-------|
| 19 | CORNERSTONE (A) | 9:36.44 | | 1(6) |
| | 1) RICHTER, VALERIE SO | | 2) QUICK, MEGAN JR | |
| | 3) SOROKIN, AMANDA FR | | 4) BOHATCH, KATYA FR | |

HEAT RESULTS**Prelims**

| Pl | Team | Time | Note |
|--------------------|---------------------------|----------|---------------------------|
| Heat 1 of 3 | | | |
| 1 | BRITISH COLUMBIA (A) | 9:05.10q | |
| | 1) TINKHAM, MIKAYLA FR | | 2) CAIRNS, BRIANNA SR |
| | 3) VAN TASSEL, CAMILLE JR | | 4) KILMARTIN, SANDRA SR |
| 2 | BIOLA (A) | 9:05.42q | |
| | 1) HUNSAKER, HANNAH JR | | 2) DOHERTY, KATHRYN SO |
| | 3) DAWSON, LYNDEE JR | | 4) MURRAY, ALISA SR |
| 3 | WESTMONT (A) | 9:06.91q | |
| | 1) BROWN, ANNE ELISE FR | | 2) GEISINGER, HOPE JR |
| | 3) PHIPPS, TARYN SR | | 4) PARKS, EMILY FR |
| 4 | DORDT (A) | 9:07.31q | |
| | 1) LEWIS, KELSEY SR | | 2) WILGENBURG, JENNA SO |
| | 3) DE SCHIFFART, ERICA JR | | 4) VAN ZEE, JUSTINE SR |
| 5 | ST. FRANCIS (ILL.) (A) | 9:11.86 | |
| | 1) CROSSON, CATHERINE JR | | 2) LOPEZ, LESLEY JR |
| | 3) KNOTT, ASHLEE JR | | 4) CONROY, TAYLOR FR |
| 6 | CORNERSTONE (A) | 9:36.44 | |
| | 1) RICHTER, VALERIE SO | | 2) QUICK, MEGAN JR |
| | 3) SOROKIN, AMANDA FR | | 4) BOHATCH, KATYA FR |
| Heat 2 of 3 | | | |
| 1 | WAYLAND BAPTIST (A) | 9:05.03q | |
| | 1) SOSA, SILVIA JR | | 2) CANO, TIFFANY SO |
| | 3) DANIELS, PATRICE JR | | 4) WILLIAMS, ELIZABETH FR |
| 2 | ST. AMBROSE (A) | 9:12.21q | |
| | 1) WOODALL, NICOLE SR | | 2) PLUMB, ASHLEY SO |
| | 3) LAMPE, SARAH SR | | 4) SMITH, MOLLY JO SR |
| 3 | MILLIGAN (A) | 9:13.40 | |
| | 1) STONE, ERICA FR | | 2) WEBB, JOELLE FR |
| | 3) HAAS, KATLYN FR | | 4) SEGRAVE, HANNAH SR |
| 4 | TAYLOR (A) | 9:13.63 | |
| | 1) BLAGG, RACHEL SO | | 2) CROSBY, MARJORIE SO |
| | 3) BLUEMEL, TAYLOR FR | | 4) NOYES, NAOMI FR |
| 5 | DOANE (A) | 9:19.13 | |

NAIA OUTDOOR TRACK & FIELD CHAMPIONSHIPS 2017

Gulf Shores, AL
 Mickey Miller Blackwell Stadium
 Weather: Sunny & Clear, Th- 80, Fr- 83, Sa- 84
 Host: Gulf Shores Sports Commission
 5/25/2017 - 5/27/2017

MEET OFFICIALS

Meet Director:
 Houston Young
Meet Referee:
 Lawhorn/Thurber/ Mitchell
Timing:
 www.cfpitiming.com



OFFICIAL MEET REPORT
 printed: 5/27/2017 7:53 PM

RESULTS

#43 Women's 4 x 800m Relay (cont'd)

Prelims

| PI | Team | Time | Note |
|----|-------------------------|----------|----------------------------|
| 7 | SIENA HEIGHTS (A) | 9:23.12 | |
| | 1) SIECK, LOGAN SR | | 2) COOK, ASHLEY FR |
| | 3) LEMKAU, DELANEY SO | | 4) DEWISPELARE, MARISSA SR |
| | 1) RUSSO, ASHLEY JR | | 2) WILLS, SHARMAINE FR |
| | 3) PEKEL, BRIANNA JR | | 4) RIDAL, MARIAH SR |
| | Heat 3 of 3 | | |
| 1 | AQUINAS (A) | 9:07.90q | |
| | 1) ANDERSON, SYDNEY SR | | 2) WINCHESTER, MELISSA SO |
| | 3) MILLER, ALEXIS SO | | 4) SIGAFOOSE, ADRI JR |
| 2 | MORNINGSIDE (A) | 9:09.94q | |
| | 1) WARNER, CASSIE SO | | 2) SHEPHERD, TIFFANY SR |
| | 3) MUMM, MICHELLE JR | | 4) BOER, PAYTON SO |
| 3 | NORTHWESTERN (IOWA) (A) | 9:13.27 | |
| | 1) BOSCH, KATIE JR | | 2) MUILENBURG, REBEKAH SO |
| | 3) DE JONG, KASSIDY SO | | 4) LANDHUIS, KATIE JR |
| 4 | OKLAHOMA CITY (A) | 9:19.52 | |
| | 1) NELL, STEFANI SO | | 2) HOYER, SHERIDAN SO |
| | 3) METOYER, ALEXIS SO | | 4) MOORE, SARA SR |
| 5 | INDIANA TECH (A) | 9:20.94 | |
| | 1) RILEY, KERIGAN SR | | 2) GORMAN, ANNA FR |
| | 3) HOSEY, JUSTICE SR | | 4) LOMBARDO, ALEXIS FR |
| 6 | THE MASTERS (A) | 9:34.15 | |
| | 1) FAIRCHILD, MIKALA JR | | 2) BISHOP, RYLEE SO |
| | 3) SCIARRA, ARIANA FR | | 4) PEDRICK, MORGAN SR |

#25 Women's High Jump

| | | | | | | |
|---|-------------------|-------|--------------------|-------------------|-----------|------------------|
| W | World | 2.09m | Stefka Kostadinova | BUL | 8/30/1987 | Rome, ITA |
| A | American | 2.05m | Chaunte Lowe | Nike | 6/26/2010 | Des Moines, IA |
| N | NAIA Championship | 1.89m | Latrese Johnson | Azusa Pacific, CA | 1991 | Stephenville, TX |
| C | College Outdoor | 1.99m | Brigetta Barrett | Arizona | 5/11/2013 | Los Angeles, CA |

2:00 PM (Day 3):


| PI | Name | Yr | Team | Mark | 1.60 | 1.65 | 1.68 | 1.71 | 1.74 | 1.77 | 1.80 | Pts |
|----|---------------------|----|------------|--|------|------|------|------|------|------|------|-----|
| 1 | COLLIER, BECKY | SR | WESTMONT | 1.77m 5' 9 ³ / ₄ | O | O | O | O | O | XXO | XXX | 10 |
| 2 | JOHNSON, MARISSA | SR | SIENA HEIG | 1.74m 5' 8 ¹ / ₂ | XO | O | XO | O | O | XXX | | 8 |
| 3 | BAKER, CHELSEA | JR | FRIENDS | 1.74m 5' 8 ¹ / ₂ | O | O | O | O | XO | XXX | | 6 |
| 4 | GUIJARRO, CANDELLA | JR | INDIANA TE | 1.71m 5' 7 ¹ / ₄ | O | XO | O | O | XXX | | | 5 |
| 5 | NALTY, ASHLEIGH | SR | MISSOURI B | 1.71m 5' 7 ¹ / ₄ | O | O | O | XO | XXX | | | 4 |
| 6 | BROWN, ANNE-LORRAIN | JR | OLIVET NAZ | 1.71m 5' 7 ¹ / ₄ | O | XO | XXO | XO | XXX | | | 3 |
| 7 | COLLIER, BAILEY | SR | SOUTHWES | 1.68m 5' 6" | XXO | O | O | XXX | | | | 2 |
| 8 | MCBRIDE, HARLEY | SR | EASTERN O | 1.68m 5' 6" | O | O | XO | XXX | | | | 1 |
| 9 | SATO, NINA | JR | WAYLAND B | 1.68m 5' 6" | O | XO | XO | XXX | | | | |
| 10 | ROSENBAUM, SAVANNA | SO | HASTINGS | 1.68m 5' 6" | O | XO | XXO | XXX | | | | |
| 11 | DALE, ALEXIS | FR | DOANE | 1.65m 5' 5" | O | O | XXX | | | | | |

NAIA OUTDOOR TRACK & FIELD CHAMPIONSHIPS 2017

Gulf Shores, AL
 Mickey Miller Blackwell Stadium
 Weather: Sunny & Clear, Th- 80, Fr- 83, Sa- 84
 Host: Gulf Shores Sports Commission
 5/25/2017 - 5/27/2017

MEET OFFICIALS

Meet Director:
 Houston Young
Meet Referee:
 Lawhorn/Thurber/ Mitchell
Timing:
 www.cfpitiming.com



OFFICIAL MEET REPORT
 printed: 5/27/2017 7:53 PM

RESULTS

#25 Women's High Jump (cont'd)

| Rank | Name | Team | Height | 1st | 2nd | 3rd |
|------|-------------------|---------------|-------------|-----|-----|-----|
| 12 | CAMPBELL, OLIVIA | SO BRITISH CO | 1.65m 5' 5" | XXO | XXO | XXX |
| 13 | BROWN, SHAY | SO DOANE | 1.60m 5' 3" | O | XXX | |
| 13 | ARELLANO, KAIANN | JR JAMESTOW | 1.60m 5' 3" | O | XXX | |
| 13 | SCHMIDT, CRYSTAL | SR CARROLL | 1.60m 5' 3" | O | XXX | |
| 16 | SINTEK, CLAIRE | SO DOANE | 1.60m 5' 3" | XO | XXX | |
| 16 | MICHALSKI, EMILY | SO DAVENPORT | 1.60m 5' 3" | XO | XXX | |
| 18 | BRINSON, JONINA | JR MOBILE | 1.60m 5' 3" | XXO | XXX | |
| 18 | DICKERSON, KAYLYN | SR LANGSTON | 1.60m 5' 3" | XXO | XXX | |
| | SUPERIOR, TAYLOR | JR USC-BEAUF | NH | XXX | | |
| | CHIN, DAVIA | FR EDWARD W | NH | XXX | | |
| | WALKER, ARDEEN | FR MIDAMERIC | NH | XXX | | |
| | PETTY, TYANNA | JR RIO GRAND | NH | XXX | | |

#27 Women's Pole Vault

| Level | Height | Name | Country | Date | Location |
|---------------------|--------|-------------------|-------------------------|-----------|-----------------|
| W World | 5.06m | Yelena Isinbayeva | RUS | 8/28/2009 | Zurich, SUI |
| A American | 4.92m | Jen Stuczynski | adidas | 7/6/2008 | Eugene, OR |
| N NAIA Championship | 4.16m | Lesa Kubistha | Point Loma Nazarene, CA | 2000 | Abbotsford, BC, |
| C College Outdoor | 4.72m | Sandi Morris | Arkansas | 5/15/2015 | Starkville, MS |

3:00 PM (Day 1):

| Pl | Name | Yr Team | Mark | 3.60 | 3.65 | 3.70 | 3.75 | 3.80 | 3.85 | 3.90 | 3.95 | 4.00 | 4.17 | Pts |
|----|-------------------------|-----------------|----------------|------|------|------|------|------|------|------|------|------|------|-----|
| 1 | WOJCIECHOWSKI, DANIELLE | SO BETHEL (IND) | 4.00m 13' 11½" | P | P | O | P | XO | P | XO | P | O | XXX | 10 |
| 2 | BAILEY, BETHANY | SR INDIANA WE | 3.90m 12' 9½" | P | P | XO | P | O | P | O | XXX | | | 8 |
| 3 | MEGENHARDT, ANNA | SR HASTINGS | 3.85m 12' 7½" | O | P | O | P | XXO | XO | P | XXX | | | 6 |
| 4 | GRAVO, MCKENZIE | SO CONCORDIA | 3.85m 12' 7½" | P | O | P | O | O | XXO | XXX | | | | 5 |
| 5 | MCKINLEY, SHEILA | JR SIENA HEIG | 3.85m 12' 7½" | O | XO | O | O | O | XXO | XXX | | | | 4 |
| 6 | MCKINLEY, TASHA | JR SIENA HEIG | 3.80m 12' 5½" | XO | O | O | O | O | XXX | | | | | 3 |
| 7 | BOWERS, DANA | SO WESTMONT | 3.75m 12' 3½" | XXO | XXO | XXO | O | XXX | | | | | | 2 |
| 8 | TOVAR, KATRINA | SO SPRING ARB | 3.75m 12' 3½" | O | XO | XO | XXO | XXX | | | | | | 1 |
| 9 | SMITH, NOELLE | SR SOKA | 3.65m 11' 11¾" | O | O | XXX | | | | | | | | |
| 10 | ROBINSON, MIKA | JR CARROLL | 3.65m 11' 11¾" | XO | XO | XXX | | | | | | | | |
| 11 | CUNDITH, TERAH | JR CARROLL | 3.60m 11' 9¾" | O | XXX | | | | | | | | | |
| 12 | KUENZER, BETHANY | JR SPRING ARB | 3.60m 11' 9¾" | O | XXX | | | | | | | | | |
| 13 | SPRENG, RACHEL | SO AQUINAS | 3.60m 11' 9¾" | XO | XXX | | | | | | | | | |
| 14 | PRYSTUPA, SARAH | FR BIOLA | 3.60m 11' 9¾" | XO | XXX | | | | | | | | | |
| 15 | RHODES, RENEE | SO COLUMBIA (| 3.50m 11' 5¾" | XXX | | | | | | | | | | |
| 15 | DROUILLARD, ERIN | JR AQUINAS | 3.50m 11' 5¾" | XXX | | | | | | | | | | |
| 17 | GALLO, DAYNA | SR INDIANA WE | 3.50m 11' 5¾" | XXX | | | | | | | | | | |
| 18 | HIATT, MAEGAN | SO DOANE | 3.50m 11' 5¾" | XXX | | | | | | | | | | |
| 19 | WILSON, LATONYA | JR INDIANA TE | 3.50m 11' 5¾" | XXX | | | | | | | | | | |
| | BROOKS, ALLISON | SO CONCORDIA | NH | P | P | XXX | | | | | | | | |
| Pl | Name | Yr Team | Mark | 3.40 | 3.50 | | | | | | | | | Pts |
| 7 | BOWERS, DANA | SO WESTMONT | (cont'd) | XO | O | | | | | | | | | 2 |
| 8 | TOVAR, KATRINA | SO SPRING ARB | (cont'd) | O | O | | | | | | | | | 1 |
| 9 | SMITH, NOELLE | SR SOKA | (cont'd) | O | O | | | | | | | | | |
| 10 | ROBINSON, MIKA | JR CARROLL | (cont'd) | O | XXO | | | | | | | | | |
| 11 | CUNDITH, TERAH | JR CARROLL | (cont'd) | O | O | | | | | | | | | |

NAIA OUTDOOR TRACK & FIELD CHAMPIONSHIPS 2017

Gulf Shores, AL
 Mickey Miller Blackwell Stadium
 Weather: Sunny & Clear, Th- 80, Fr- 83, Sa- 84
 Host: Gulf Shores Sports Commission
 5/25/2017 - 5/27/2017

MEET OFFICIALS

Meet Director:
 Houston Young
 Meet Referee:
 Lawhorn/Thurber/ Mitchell
 Timing:
 www.cfpitiming.com



OFFICIAL MEET REPORT
 printed: 5/27/2017 7:53 PM

RESULTS

#27 Women's Pole Vault (cont'd)

| | | | | |
|---------------------|---------------|---|-----|-----|
| 12 KUENZER, BETHANY | JR SPRING ARB | (cont'd) | O | XXO |
| 13 SPRENG, RACHEL | SO AQUINAS | (cont'd) | P | O |
| 14 PRYSTUPA, SARAH | FR BIOLA | (cont'd) | O | XO |
| 15 RHODES, RENEE | SO COLUMBIA (| 3.50m 11' 5 ³ / ₄ | O | O |
| 15 DROUILLARD, ERIN | JR AQUINAS | 3.50m 11' 5 ³ / ₄ | O | O |
| 17 GALLO, DAYNA | SR INDIANA WE | 3.50m 11' 5 ³ / ₄ | XXO | O |
| 18 HIATT, MAEGAN | SO DOANE | 3.50m 11' 5 ³ / ₄ | O | XO |
| 19 WILSON, LATONYA | JR INDIANA TE | 3.50m 11' 5 ³ / ₄ | XO | XXO |
| 20 MOSIER, TRISTEN | FR CONCORDIA | 3.40m 11' 1 ³ / ₄ | XO | XXX |
| 20 HOLLOWAN, KENDAL | SR BAKER | 3.40m 11' 1 ³ / ₄ | XO | XXX |
| 20 MOHR, ABIGAIL | JR DOANE | 3.40m 11' 1 ³ / ₄ | XO | XXX |
| UNDERHILL, CHENA | FR WESTMONT | NH | XXX | |
| SHOOP, AMYGRACE | JR AQUINAS | NH | XXX | |
| SCHINDLER, COURTNEY | FR DOANE | NH | XXX | |

#29 Women's Long Jump

| | | | | | |
|---------------------|-------|----------------------|--------------|-----------|-----------------|
| W World | 7.52m | Galina Chistyakova | USSR | 6/11/1988 | St. Petersburg, |
| A American | 7.49m | Jackie Joyner-Kersey | Honda | 5/22/1994 | New York, NY |
| N NAIA Championship | 6.70m | Ruky Abdulai | Simon Fraser | 2007 | Fresno, CA |
| C College Outdoor | 6.99m | Jackie Joyner-Kersey | U.C.L.A. | 5/4/1985 | Westwood, CA |

5:30 PM (Day 1):

| Pl | Name | Yr Team | Mark | Rnd 1 | Rnd 2 | Rnd 3 | Rnd 4 | Rnd 5 | Rnd 6 | F(Pl) | Pts |
|----|-------------------------|---------------|---|-------------|-------------|-------------|-------------|-------------|-------------|-------|-----|
| 1 | STRICKER, ABBY | SO COLUMBIA (| 5.91m 19' 4 ³ / ₄ (+0.0) | 5.63 (+0.7) | 5.77 (+1.0) | 5.71 (+0.0) | 5.64 (+0.0) | 5.91 (+0.0) | 5.56 (+0.0) | 1(1) | 10 |
| 2 | PRYCE, TAISHIA | FR WILEY | 5.90m 19' 4 ¹ / ₄ (+0.0) | 5.90 (+0.0) | 5.83 (+0.0) | 5.78 (+0.0) | 5.72 (+0.0) | 5.31 (+0.0) | 5.71 (+0.0) | 4(1) | 8 |
| 3 | BRISCOE, TELECIA | FR WAYLAND B | 5.90m 19' 4 ¹ / ₄ (+0.0) | 5.42 (+0.5) | 5.73 (-0.1) | 5.52 (+0.0) | 5.82 (+0.0) | 5.90 (+0.0) | FOUL | 2(1) | 6 |
| 4 | FLETCHER, JEROSAN | JR PARK U. | 5.88m 19' 3 ¹ / ₂ (+0.8) | 5.78 (+1.9) | 5.88 (+0.8) | 5.74 (-1.0) | 5.60 (+0.0) | 5.72 (+0.0) | 5.69 (+0.0) | 1(2) | 5 |
| 5 | CUNNINGHAM, SHANTINIQUE | SO HASTINGS | 5.86m 19' 2 ³ / ₄ (+0.0) | 5.85 (+0.8) | 5.82 (+0.3) | 5.82 (+1.1) | 5.80 (+0.0) | FOUL | 5.86 (+0.0) | 2(2) | 4 |
| 6 | WILLIAMS, ZARRIA | FR OHIO CHRIS | 5.84m 19' 2" (+1.3) | FOUL | FOUL | 5.84 (+1.3) | FOUL | 5.36 (+0.0) | 4.78 (+0.0) | 2(3) | 3 |
| 7 | BAKER, CHELSEA | JR FRIENDS | 5.81m 19' 0 ³ / ₄ (+1.3) | 5.39 (+0.4) | 5.81 (+1.3) | 5.57 (+1.6) | 5.42 (+0.0) | 5.66 (+0.0) | 5.54 (+0.0) | 3(1) | 2 |
| 8 | BETHEA, LESLIE | JR WILEY | 5.71m 18' 9" (+0.0) | 5.71 (+0.0) | 5.35 (+1.7) | 5.51 (+1.3) | 5.20 (+0.0) | 5.17 (+0.0) | 4.98 (+0.0) | 2(4) | 1 |
| 9 | BRADLEY, KYLIE | SR OLIVET NAZ | 5.68m 18' 7 ³ / ₄ (+1.0) | 5.38 (+0.0) | 5.52 (+1.7) | 5.68 (+1.0) | 5.39 (+0.0) | 5.50 (+0.0) | FOUL | 2(5) | |
| 10 | SAKEUH, PLENSEH-TAY | SO TAYLOR | 5.66m 18' 7" (+0.0) | 5.66 (+0.0) | 5.62 (+0.0) | 5.52 (+0.0) | | | | 4(2) | |
| 11 | CORREIA, LEONDRA | FR INDIANA TE | 5.64m 18' 6" (+0.0) | FOUL | FOUL | 5.64 (+0.0) | | | | 4(3) | |
| 12 | MARKLE, REGANNE | FR HASTINGS | 5.63m 18' 5 ³ / ₄ (+0.3) | 5.59 (+1.4) | 5.51 (+0.0) | 5.63 (+0.3) | | | | 1(3) | |
| 13 | BRINSON, JONINA | JR MOBILE | 5.61m 18' 5" (-0.5) | 5.61 (-0.5) | 5.54 (+0.0) | 5.58 (+0.8) | | | | 1(4) | |
| 14 | HERRERA, MADISON | JR WESTMONT | 5.60m 18' 4 ¹ / ₂ (+1.2) | FOUL | FOUL | 5.60 (+1.2) | | | | 1(5) | |
| 15 | SANDS, BRIA | SO LIFE | 5.58m 18' 3 ³ / ₄ (-0.6) | 5.58 (-0.6) | 5.26 (-0.8) | 5.49 (+0.9) | | | | 1(6) | |
| 16 | KEITH, IERYON | JR XAVIER-LOU | 5.58m 18' 3 ³ / ₄ (+1.9) | 5.58 (+1.9) | 5.09 (+0.1) | 4.96 (+1.9) | | | | 2(6) | |
| 17 | HYMAN, OSHIN | JR WARNER | 5.57m 18' 3 ¹ / ₄ (+1.2) | 5.43 (+1.0) | 5.34 (+1.2) | 5.57 (+1.2) | | | | 3(2) | |
| 18 | WUBBEN, DANIELLE | JR DORDT | 5.49m 18' 0 ¹ / ₄ (+1.4) | 5.20 (+1.2) | 5.49 (+1.4) | 4.91 (+0.7) | | | | 3(3) | |
| 19 | YOUNG-BROOKS, MILDRENAE | SO SIENA HEIG | 5.46m 17' 11" (+0.5) | 5.46 (+0.5) | 5.32 (+0.0) | FOUL | | | | 1(7) | |
| 20 | FLORES, ALEXIS | JR WAYLAND B | 5.45m 17' 10 ³ / ₄ (+1.8) | 5.36 (+0.0) | 5.32 (+0.3) | 5.45 (+1.8) | | | | 1(8) | |
| 21 | OCCEUS, ISMAELLE | SR BRENAU | 5.45m 17' 10 ³ / ₄ (+0.2) | 5.45 (+0.2) | FOUL | 4.88 (+0.0) | | | | 2(7) | |
| 22 | RILEY, RY-ANNE | FR XAVIER-LOU | 5.44m 17' 10 ¹ / ₄ (+0.0) | 5.02 (+1.9) | 5.23 (+0.0) | 5.44 (+0.0) | | | | 1(9) | |
| 23 | HOLMES, TIA | JR INDIANA TE | 5.39m 17' 8 ¹ / ₄ (+1.4) | 5.09 (+1.5) | 5.06 (+1.4) | 5.39 (+1.4) | | | | 3(4) | |
| 24 | HURST, TAJDREANA | SO DILLARD | 5.37m 17' 7 ¹ / ₂ (+0.0) | 5.09 (+0.0) | 5.37 (+0.0) | 5.03 (+0.0) | | | | 4(4) | |
| 25 | GRIGG, KAYLA | JR INDIANA TE | 5.37m 17' 7 ¹ / ₂ (+0.9) | 5.06 (+1.1) | 5.04 (+1.1) | 5.37 (+0.9) | | | | 3(5) | |

NAIA OUTDOOR TRACK & FIELD CHAMPIONSHIPS 2017

Gulf Shores, AL

Mickey Miller Blackwell Stadium

Weather: Sunny & Clear, Th- 80, Fr- 83, Sa- 84

Host: Gulf Shores Sports Commission

5/25/2017 - 5/27/2017

MEET OFFICIALS

Meet Director:


Houston Young

Meet Referee:

Lawhorn/Thurber/ Mitchell

Timing:

www.cfpitiming.com



OFFICIAL MEET REPORT

printed: 5/27/2017 7:53 PM

RESULTS

#29 Women's Long Jump (cont'd)

5:30 PM (Day 1):

| Pl | Name | Yr | Team | Mark | Rnd 1 | Rnd 2 | Rnd 3 | Rnd 4 | Rnd 5 | Rnd 6 | F (Pl) | Pts |
|----|----------------------|----|-------------|---|-------------|-------------|-------------|-------|-------|-------|--------|-------|
| 26 | JOHNSON, MEGAN | FR | VALLEY CIT | 5.36m 17' 7" (+0.0) | 5.24 (+0.0) | 5.36 (+0.0) | FOUL | | | | | 4(5) |
| 27 | EBELS, BRITTA | SR | DAVENPORT | 5.35m 17' 6 ³ / ₄ (+0.0) | 5.25 (-0.3) | 5.35 (+0.0) | 5.27 (+2.3) | | | | | 1(10) |
| 28 | BUSHKOFKY, KRISTA | SR | CLARKE | 5.33m 17' 6" (+0.4) | 5.33 (+0.4) | 5.24 (+1.7) | 5.15 (+1.7) | | | | | 3(6) |
| 29 | DAGGS, JOYCELYN | SR | DILLARD | 5.31m 17' 5 ¹ / ₄ (+1.8) | 5.31 (+1.8) | FOUL | FOUL | | | | | 2(8) |
| 30 | WILLIAMS, TATIANA | FR | LINDSEY WI | 5.30m 17' 4 ³ / ₄ (+2.1) | FOUL | 5.30 (+2.1) | 5.19 (+1.4) | | | | | 3(7) |
| 31 | BONT, MALLORY | JR | DAVENPORT | 5.27m 17' 3 ¹ / ₂ (+2.3) | 5.21 (+1.0) | 5.27 (+2.3) | 5.23 (+0.0) | | | | | 2(9) |
| 32 | BRAGG, KAYVONA | SO | AVILA | 5.26m 17' 3 ¹ / ₄ (+0.0) | 5.08 (+0.1) | 5.00 (+0.0) | 5.26 (+0.0) | | | | | 4(6) |
| 33 | SMITH, CONEISHA | SO | JARVIS CHRI | 5.25m 17' 2 ³ / ₄ (+0.7) | 4.99 (+0.9) | 5.25 (+0.7) | 4.99 (+0.0) | | | | | 1(11) |
| 34 | FORD, KEANDRIA | FR | LANGSTON | 5.19m 17' 0 ¹ / ₂ (+0.3) | 4.35 (-0.4) | FOUL | 5.19 (+0.3) | | | | | 1(12) |
| 35 | PARKER, KARIS | JR | WAYLAND B | 5.18m 17' 0" (+1.9) | FOUL | 5.18 (+1.9) | 5.18 (+1.1) | | | | | 3(8) |
| 36 | ATLADOTTIR, STEINNUN | JR | ST. MARY (K | 5.18m 17' 0" (+1.9) | 5.12 (+1.4) | 5.18 (+1.9) | 5.09 (+0.7) | | | | | 3(8) |
| 37 | LAMOURT, LAUREN | FR | ST. AMBROS | 5.16m 16' 11 ¹ / ₄ (+0.0) | FOUL | 5.16 (+0.0) | 4.95 (+0.0) | | | | | 4(7) |
| 38 | DUGAN, ASHLEY | JR | YORK (NEB.) | 5.14m 16' 10 ¹ / ₂ (+0.0) | 5.13 (+0.0) | 5.14 (+0.0) | 4.84 (+0.0) | | | | | 4(8) |
| 39 | TENNESSEE, DALLAS | JR | INDIANA TE | 5.10m 16' 8 ³ / ₄ (+0.5) | 5.09 (+2.2) | 5.10 (+0.5) | 3.80 (+0.5) | | | | | 3(10) |
| 40 | LAMER, KAMBERLYN | SO | DAKOTA WE | 5.07m 16' 7 ³ / ₄ (+0.0) | FOUL | 5.07 (+0.0) | FOUL | | | | | 4(9) |
| 41 | WILLIAMS, PATRICE | SR | JARVIS CHRI | 5.01m 16' 5 ¹ / ₄ (+0.1) | 4.96 (+1.1) | 4.82 (+1.3) | 5.01 (+0.1) | | | | | 2(10) |
| 42 | ROTH, SAM | SR | ST. AMBROS | 4.99m 16' 4 ¹ / ₂ (+0.0) | 4.99 (+0.0) | 4.86 (+0.0) | FOUL | | | | | 4(10) |
| 43 | RESPRESS, HAYLEY | FR | LINDSEY WI | 4.93m 16' 2 ¹ / ₄ (+2.3) | 4.84 (+0.8) | 4.93 (+2.3) | 4.92 (+0.0) | | | | | 2(11) |
| 44 | WILLIAMS, J'HARI | FR | USC-BEAUF | 4.71m 15' 5 ¹ / ₂ (+1.4) | FOUL | 4.71 (+1.4) | PASS | | | | | 3(11) |
| | WOTOE, MARKAI | FR | WALDORF | DNS | | | | | | | | 4 |
| | HARRIS, ANNESHA | SO | LINDSEY WI | FOUL | FOUL | FOUL | FOUL | | | | | 3 |
| | BANKS, LEAH | SO | LOYOLA-NE | FOUL | FOUL | FOUL | FOUL | | | | | 2 |

FLIGHT RESULTS


| Pl | Name | Yr | Team | Mark | Rnd 1 | Rnd 2 | Rnd 3 | Rnd 4 | Rnd 5 | Rnd 6 | |
|----------------------|-------------------------|----|-------------|---|-------------|-------------|-------------|-------------|-------------|-------------|--|
| Flight 1 of 4 | | | | | | | | | | | |
| 1 | STRICKER, ABBY | SO | COLUMBIA (| 5.91m 19' 4 ³ / ₄ (+0.0) | 5.63 (+0.7) | 5.77 (+1.0) | 5.71 (+0.0) | 5.64 (+0.0) | 5.91 (+0.0) | 5.56 (+0.0) | |
| 2 | FLETCHER, JEROSAN | JR | PARK U. | 5.88m 19' 3 ¹ / ₂ (+0.8) | 5.78 (+1.9) | 5.88 (+0.8) | 5.74 (-1.0) | 5.60 (+0.0) | 5.72 (+0.0) | 5.69 (+0.0) | |
| 3 | MARKLE, REGANNE | FR | HASTINGS | 5.63m 18' 5 ³ / ₄ (+0.3) | 5.59 (+1.4) | 5.51 (+0.0) | 5.63 (+0.3) | | | | |
| 4 | BRINSON, JONINA | JR | MOBILE | 5.61m 18' 5" (-0.5) | 5.61 (-0.5) | 5.54 (+0.0) | 5.58 (+0.8) | | | | |
| 5 | HERRERA, MADISON | JR | WESTMONT | 5.60m 18' 4 ¹ / ₂ (+1.2) | FOUL | FOUL | 5.60 (+1.2) | | | | |
| 6 | SANDS, BRIA | SO | LIFE | 5.58m 18' 3 ³ / ₄ (-0.6) | 5.58 (-0.6) | 5.26 (-0.8) | 5.49 (+0.9) | | | | |
| 7 | YOUNG-BROOKS, MILDRENAE | SO | SIENA HEIG | 5.46m 17' 11" (+0.5) | 5.46 (+0.5) | 5.32 (+0.0) | FOUL | | | | |
| 8 | FLORES, ALEXIS | JR | WAYLAND B | 5.45m 17' 10 ³ / ₄ (+1.8) | 5.36 (+0.0) | 5.32 (+0.3) | 5.45 (+1.8) | | | | |
| 9 | RILEY, RY-ANNE | FR | XAVIER-LOU | 5.44m 17' 10 ¹ / ₄ (+0.0) | 5.02 (+1.9) | 5.23 (+0.0) | 5.44 (+0.0) | | | | |
| 10 | EBELS, BRITTA | SR | DAVENPORT | 5.35m 17' 6 ³ / ₄ (+0.0) | 5.25 (-0.3) | 5.35 (+0.0) | 5.27 (+2.3) | | | | |
| 11 | SMITH, CONEISHA | SO | JARVIS CHRI | 5.25m 17' 2 ³ / ₄ (+0.7) | 4.99 (+0.9) | 5.25 (+0.7) | 4.99 (+0.0) | | | | |
| 12 | FORD, KEANDRIA | FR | LANGSTON | 5.19m 17' 0 ¹ / ₂ (+0.3) | 4.35 (-0.4) | FOUL | 5.19 (+0.3) | | | | |
| Flight 2 of 4 | | | | | | | | | | | |
| 1 | BRISCOE, TELECIA | FR | WAYLAND B | 5.90m 19' 4 ¹ / ₄ (+0.0) | 5.42 (+0.5) | 5.73 (-0.1) | 5.52 (+0.0) | 5.82 (+0.0) | 5.90 (+0.0) | FOUL | |
| 2 | CUNNINGHAM, SHANTINIQUE | SO | HASTINGS | 5.86m 19' 2 ³ / ₄ (+0.0) | 5.85 (+0.8) | 5.82 (+0.3) | 5.82 (+1.1) | 5.80 (+0.0) | FOUL | 5.86 (+0.0) | |
| 3 | WILLIAMS, ZARRIA | FR | OHIO CHRIS | 5.84m 19' 2" (+1.3) | FOUL | FOUL | 5.84 (+1.3) | FOUL | 5.36 (+0.0) | 4.78 (+0.0) | |
| 4 | BETHEA, LESLIE | JR | WILEY | 5.71m 18' 9" (+0.0) | 5.71 (+0.0) | 5.35 (+1.7) | 5.51 (+1.3) | 5.20 (+0.0) | 5.17 (+0.0) | 4.98 (+0.0) | |
| 5 | BRADLEY, KYLIE | SR | OLIVET NAZ | 5.68m 18' 7 ³ / ₄ (+1.0) | 5.38 (+0.0) | 5.52 (+1.7) | 5.68 (+1.0) | 5.39 (+0.0) | 5.50 (+0.0) | FOUL | |
| 6 | KEITH, IERYON | JR | XAVIER-LOU | 5.58m 18' 3 ³ / ₄ (+1.9) | 5.58 (+1.9) | 5.09 (+0.1) | 4.96 (+1.9) | | | | |

NAIA OUTDOOR TRACK & FIELD CHAMPIONSHIPS 2017

Gulf Shores, AL
 Mickey Miller Blackwell Stadium
 Weather: Sunny & Clear, Th- 80, Fr- 83, Sa- 84
 Host: Gulf Shores Sports Commission
 5/25/2017 - 5/27/2017

MEET OFFICIALS

Meet Director:
 Houston Young
Meet Referee:
 Lawhorn/Thurber/ Mitchell
Timing:
 www.cfpitiming.com



OFFICIAL MEET REPORT
 printed: 5/27/2017 7:53 PM

RESULTS

#29 Women's Long Jump (cont'd)

| Pl | Name | Yr | Team | Mark | Rnd 1 | Rnd 2 | Rnd 3 | Rnd 4 | Rnd 5 | Rnd 6 |
|----------------------|----------------------|----|-------------|---|-------------|-------------|-------------|-------------|-------------|-------------|
| 7 | OCCEUS, ISMAELLE | SR | BRENAU | 5.45m 17' 10 ³ / ₄ (+0.2) | 5.45 (+0.2) | FOUL | 4.88 (+0.0) | | | |
| 8 | DAGGS, JOYCELYN | SR | DILLARD | 5.31m 17' 5 ¹ / ₄ (+1.8) | 5.31 (+1.8) | FOUL | FOUL | | | |
| 9 | BONT, MALLORY | JR | DAVENPORT | 5.27m 17' 3 ¹ / ₂ (+2.3) | 5.21 (+1.0) | 5.27 (+2.3) | 5.23 (+0.0) | | | |
| 10 | WILLIAMS, PATRICE | SR | JARVIS CHRI | 5.01m 16' 5 ¹ / ₄ (+0.1) | 4.96 (+1.1) | 4.82 (+1.3) | 5.01 (+0.1) | | | |
| 11 | RESPRESS, HAYLEY | FR | LINDSEY WI | 4.93m 16' 2 ¹ / ₄ (+2.3) | 4.84 (+0.8) | 4.93 (+2.3) | 4.92 (+0.0) | | | |
| | BANKS, LEAH | SO | LOYOLA-NE | FOUL | FOUL | FOUL | FOUL | | | |
| Flight 3 of 4 | | | | | | | | | | |
| 1 | BAKER, CHELSEA | JR | FRIENDS | 5.81m 19' 0 ³ / ₄ (+1.3) | 5.39 (+0.4) | 5.81 (+1.3) | 5.57 (+1.6) | 5.42 (+0.0) | 5.66 (+0.0) | 5.54 (+0.0) |
| 2 | HYMAN, OSHIN | JR | WARNER | 5.57m 18' 3 ¹ / ₄ (+1.2) | 5.43 (+1.0) | 5.34 (+1.2) | 5.57 (+1.2) | | | |
| 3 | WUBBEN, DANIELLE | JR | DORDT | 5.49m 18' 0 ¹ / ₄ (+1.4) | 5.20 (+1.2) | 5.49 (+1.4) | 4.91 (+0.7) | | | |
| 4 | HOLMES, TIA | JR | INDIANA TE | 5.39m 17' 8 ¹ / ₄ (+1.4) | 5.09 (+1.5) | 5.06 (+1.4) | 5.39 (+1.4) | | | |
| 5 | GRIGG, KAYLA | JR | INDIANA TE | 5.37m 17' 7 ¹ / ₂ (+0.9) | 5.06 (+1.1) | 5.04 (+1.1) | 5.37 (+0.9) | | | |
| 6 | BUSHKOFKY, KRISTA | SR | CLARKE | 5.33m 17' 6" (+0.4) | 5.33 (+0.4) | 5.24 (+1.7) | 5.15 (+1.7) | | | |
| 7 | WILLIAMS, TATIANA | FR | LINDSEY WI | 5.30m 17' 4 ³ / ₄ (+2.1) | FOUL | 5.30 (+2.1) | 5.19 (+1.4) | | | |
| 8 | PARKER, KARIS | JR | WAYLAND B | 5.18m 17' 0" (+1.9) | FOUL | 5.18 (+1.9) | 5.18 (+1.1) | | | |
| 8 | ATLADOTTIR, STEINNUN | JR | ST. MARY (K | 5.18m 17' 0" (+1.9) | 5.12 (+1.4) | 5.18 (+1.9) | 5.09 (+0.7) | | | |
| 10 | TENNESSEE, DALLAS | JR | INDIANA TE | 5.10m 16' 8 ³ / ₄ (+0.5) | 5.09 (+2.2) | 5.10 (+0.5) | 3.80 (+0.5) | | | |
| 11 | WILLIAMS, J'HARI | FR | USC-BEAUF | 4.71m 15' 5 ¹ / ₂ (+1.4) | FOUL | 4.71 (+1.4) | PASS | | | |
| | HARRIS, ANNESHA | SO | LINDSEY WI | FOUL | FOUL | FOUL | FOUL | | | |
| Flight 4 of 4 | | | | | | | | | | |
| 1 | PRYCE, TAISHIA | FR | WILEY | 5.90m 19' 4 ¹ / ₄ (+0.0) | 5.90 (+0.0) | 5.83 (+0.0) | 5.78 (+0.0) | 5.72 (+0.0) | 5.31 (+0.0) | 5.71 (+0.0) |
| 2 | SAKEUH, PLENEH-TAY | SO | TAYLOR | 5.66m 18' 7" (+0.0) | 5.66 (+0.0) | 5.62 (+0.0) | 5.52 (+0.0) | | | |
| 3 | CORREIA, LEONDR | FR | INDIANA TE | 5.64m 18' 6" (+0.0) | FOUL | FOUL | 5.64 (+0.0) | | | |
| 4 | HURST, TAJDREANA | SO | DILLARD | 5.37m 17' 7 ¹ / ₂ (+0.0) | 5.09 (+0.0) | 5.37 (+0.0) | 5.03 (+0.0) | | | |
| 5 | JOHNSON, MEGAN | FR | VALLEY CIT | 5.36m 17' 7" (+0.0) | 5.24 (+0.0) | 5.36 (+0.0) | FOUL | | | |
| 6 | BRAGG, KAYVONA | SO | AVILA | 5.26m 17' 3 ¹ / ₄ (+0.0) | 5.08 (+0.1) | 5.00 (+0.0) | 5.26 (+0.0) | | | |
| 7 | LAMOURT, LAUREN | FR | ST. AMBROS | 5.16m 16' 11 ¹ / ₄ (+0.0) | FOUL | 5.16 (+0.0) | 4.95 (+0.0) | | | |
| 8 | DUGAN, ASHLEY | JR | YORK (NEB.) | 5.14m 16' 10 ¹ / ₂ (+0.0) | 5.13 (+0.0) | 5.14 (+0.0) | 4.84 (+0.0) | | | |
| 9 | LAMER, KAMBERLYN | SO | DAKOTA WE | 5.07m 16' 7 ³ / ₄ (+0.0) | FOUL | 5.07 (+0.0) | FOUL | | | |
| 10 | ROTH, SAM | SR | ST. AMBROS | 4.99m 16' 4 ¹ / ₂ (+0.0) | 4.99 (+0.0) | 4.86 (+0.0) | FOUL | | | |
| | WOTOE, MARKAI | FR | WALDORF | DNS | | | | | | |

#31 Women's Triple Jump

| | | | | | | |
|---|-------------------|--------|----------------|----------------------|-----------|-----------------|
| W | World | 15.50m | Inessa Kravets | UKR | 8/10/1995 | Goteborg, SWE |
| A | American | 14.45m | Tiombé Hurd | Nike | 7/11/2004 | Sacramento, CA |
| N | NAIA Championship | 13.30m | Yvette French | Prairie View A&M, TX | 1997 | Marietta, GA |
| C | College Outdoor | 14.71m | Keturah Orji | Georgia | 8/14/2016 | Rio de Janeiro, |

5:30 PM (Day 2):

| Pl | Name | Yr | Team | Mark | Rnd 1 | Rnd 2 | Rnd 3 | Rnd 4 | Rnd 5 | Rnd 6 | F(Pl) | Pts |
|----|------------------|----|-------------|--|--------------|--------------|--------------|--------------|--------------|--------------|-------|-----|
| 1 | SANDS, BRIA | SO | LIFE | 12.31m 40' 4 ³ / ₄ (+0.0) | FOUL | 11.85 (+1.3) | FOUL | 11.98 (+0.7) | 12.31 (+0.0) | FOUL | 2(1) | 10 |
| 2 | EDEKO, ISI | SR | ST. FRANCIS | 12.15m 39' 10 ¹ / ₂ (+0.0) | 11.91 (+2.6) | 11.73 (+1.6) | 12.04 (+1.8) | 12.15 (+0.0) | 12.13 (+0.0) | 11.85 (+0.0) | 1(1) | 8 |
| 3 | BRUNS, DALLAS | SR | SOUTHWES | 11.87m 38' 11 ¹ / ₂ (+2.9) | FOUL | 11.87 (+2.9) | 11.56 (+1.2) | 11.05 (+0.1) | FOUL | 11.38 (+0.1) | 1(2) | 6 |
| 4 | DOLL, LAUREN | FR | FRIENDS | 11.86m 38' 11" (+1.4) | 10.26 (+1.4) | 11.86 (+1.4) | 11.55 (+0.5) | 11.15 (+0.6) | 11.35 (+1.0) | 11.43 (+0.0) | 2(2) | 5 |
| 5 | HORNER, AMY | SR | TABOR | 11.81m 38' 9" (+1.7) | FOUL | 11.67 (+2.2) | 11.81 (+1.7) | FOUL | FOUL | FOUL | 1(3) | 4 |
| 6 | BEKAR, KIANA | FR | BRITISH CO | 11.75m 38' 6 ³ / ₄ (+1.7) | FOUL | 11.75 (+1.7) | 11.72 (+1.0) | FOUL | FOUL | FOUL | 1(4) | 3 |
| 7 | HYMAN, OSHIN | JR | WARNER | 11.75m 38' 6 ³ / ₄ (+0.0) | 11.49 (+0.3) | 11.75 (+0.0) | 10.73 (+0.1) | 11.64 (+0.6) | 11.60 (+0.1) | 11.67 (+0.0) | 2(3) | 2 |
| 8 | CAMPBELL, OLIVIA | SO | BRITISH CO | 11.65m 38' 2 ³ / ₄ (+0.0) | FOUL | FOUL | 11.54 (+0.0) | 11.34 (+0.0) | 11.65 (+0.0) | FOUL | 1(5) | 1 |

NAIA OUTDOOR TRACK & FIELD CHAMPIONSHIPS 2017

Gulf Shores, AL

Mickey Miller Blackwell Stadium

Weather: Sunny & Clear, Th- 80, Fr- 83, Sa- 84

Host: Gulf Shores Sports Commission

5/25/2017 - 5/27/2017

MEET OFFICIALS

Meet Director:


Houston Young

Meet Referee:

Lawhorn/Thurber/ Mitchell

Timing:

www.cfpitiming.com



OFFICIAL MEET REPORT

printed: 5/27/2017 7:53 PM

RESULTS

#31 Women's Triple Jump (cont'd)

5:30 PM (Day 2):

| Pl | Name | Yr | Team | Mark | Rnd 1 | Rnd 2 | Rnd 3 | Rnd 4 | Rnd 5 | Rnd 6 | F(Pl) | Pts |
|----|-------------------------|----|-------------|---------------------------|--------------|--------------|--------------|--------------|--------------|--------------|-------|-----|
| 9 | CRUMP, AUTUMN | JR | UNION (KY.) | 11.63m 38' 2" (+0.0) | FOUL | 11.63 (+0.0) | 11.33 (+0.0) | 11.08 (+0.0) | 11.16 (+0.0) | 11.31 (+0.0) | 2(4) | |
| 10 | HOSFORD, BRANDI | JR | ST. AMBROS | 11.53m 37' 10" (+0.2) | 11.21 (+0.9) | FOUL | 11.53 (+0.2) | | | | 1(6) | |
| 11 | OCCEUS, ISMAELLE | SR | BRENAU | 11.43m 37' 6" (+0.7) | FOUL | FOUL | 11.43 (+0.7) | | | | 2(5) | |
| 12 | BAKER, CHELSEA | JR | FRIENDS | 11.40m 37' 5" (+1.2) | FOUL | 11.40 (+1.2) | FOUL | | | | 2(6) | |
| 13 | DRAKE, HANNAH | SO | CORNERST | 11.39m 37' 4 1/2" (+0.8) | 11.33 (+2.7) | 11.39 (+0.8) | 11.14 (+1.8) | | | | 1(7) | |
| 14 | WILLIAMS, CHARLENA | JR | SIENA HEIG | 11.35m 37' 3" (+2.0) | 11.09 (+1.6) | 11.35 (+2.0) | 11.26 (+0.5) | | | | 1(8) | |
| 15 | CUNNINGHAM, SHANTINIQUE | SO | HASTINGS | 11.31m 37' 1 1/4" (+2.7) | FOUL | 11.31 (+2.7) | 11.21 (+0.7) | | | | 1(9) | |
| 16 | HELMS, JASMINE | SR | MCPHERSO | 11.31m 37' 1 1/4" (+0.0) | 11.02 (+1.2) | 10.84 (+1.0) | 11.31 (+0.0) | | | | 2(7) | |
| 17 | FREEMAN, EMONI | FR | EDWARD W | 11.28m 37' 0 1/4" (+0.0) | 11.28 (+0.0) | 11.07 (+1.7) | FOUL | | | | 2(8) | |
| 18 | BRINSON, JONINA | JR | MOBILE | 11.28m 37' 0 1/4" (+1.2) | FOUL | FOUL | 11.28 (+1.2) | | | | 2(8) | |
| 19 | JUDKINS, BREANNA | FR | CLARKE | 11.24m 36' 10 1/2" (+1.1) | FOUL | 11.24 (+1.1) | FOUL | | | | 2(10) | |
| 20 | ANDERSON, AMANDA | FR | EDWARD W | 11.08m 36' 4 1/4" (+1.7) | 10.98 (+1.8) | 11.08 (+1.7) | 10.68 (+2.1) | | | | 1(10) | |
| 21 | STRICKER, ABBY | SO | COLUMBIA (| 11.08m 36' 4 1/4" (+0.0) | FOUL | FOUL | 11.08 (+0.0) | | | | 2(11) | |
| 22 | CRAFT, DANIELLE | FR | CUMBERLA | 11.06m 36' 3 1/2" (+1.4) | 11.06 (+1.4) | 10.92 (+1.5) | 10.78 (+1.3) | | | | 1(11) | |
| 23 | CARR, EBONY | JR | WILEY | 10.79m 35' 5" (+0.0) | 10.58 (+1.8) | 10.50 (+0.3) | 10.79 (+0.0) | | | | 2(12) | |
| | MCCRARY, MEGAN | FR | MISSOURI B | NM | FOUL | FOUL | FOUL | | | | 1 | |

FLIGHT RESULTS


| Pl | Name | Yr | Team | Mark | Rnd 1 | Rnd 2 | Rnd 3 | Rnd 4 | Rnd 5 | Rnd 6 | |
|----------------------|-------------------------|----|-------------|---------------------------|--------------|--------------|--------------|--------------|--------------|--------------|--|
| Flight 1 of 2 | | | | | | | | | | | |
| 1 | EDEKO, ISI | SR | ST. FRANCIS | 12.15m 39' 10 1/2" (+0.0) | 11.91 (+2.6) | 11.73 (+1.6) | 12.04 (+1.8) | 12.15 (+0.0) | 12.13 (+0.0) | 11.85 (+0.0) | |
| 2 | BRUNS, DALLAS | SR | SOUTHWES | 11.87m 38' 11 1/2" (+2.9) | FOUL | 11.87 (+2.9) | 11.56 (+1.2) | 11.05 (+0.1) | FOUL | 11.38 (+0.1) | |
| 3 | HORNER, AMY | SR | TABOR | 11.81m 38' 9" (+1.7) | FOUL | 11.67 (+2.2) | 11.81 (+1.7) | FOUL | FOUL | FOUL | |
| 4 | BEKAR, KIANA | FR | BRITISH CO | 11.75m 38' 6 3/4" (+1.7) | FOUL | 11.75 (+1.7) | 11.72 (+1.0) | FOUL | FOUL | FOUL | |
| 5 | CAMPBELL, OLIVIA | SO | BRITISH CO | 11.65m 38' 2 3/4" (+0.0) | FOUL | FOUL | 11.54 (+0.0) | 11.34 (+0.0) | 11.65 (+0.0) | FOUL | |
| 6 | HOSFORD, BRANDI | JR | ST. AMBROS | 11.53m 37' 10" (+0.2) | 11.21 (+0.9) | FOUL | 11.53 (+0.2) | | | | |
| 7 | DRAKE, HANNAH | SO | CORNERST | 11.39m 37' 4 1/2" (+0.8) | 11.33 (+2.7) | 11.39 (+0.8) | 11.14 (+1.8) | | | | |
| 8 | WILLIAMS, CHARLENA | JR | SIENA HEIG | 11.35m 37' 3" (+2.0) | 11.09 (+1.6) | 11.35 (+2.0) | 11.26 (+0.5) | | | | |
| 9 | CUNNINGHAM, SHANTINIQUE | SO | HASTINGS | 11.31m 37' 1 1/4" (+2.7) | FOUL | 11.31 (+2.7) | 11.21 (+0.7) | | | | |
| 10 | ANDERSON, AMANDA | FR | EDWARD W | 11.08m 36' 4 1/4" (+1.7) | 10.98 (+1.8) | 11.08 (+1.7) | 10.68 (+2.1) | | | | |
| 11 | CRAFT, DANIELLE | FR | CUMBERLA | 11.06m 36' 3 1/2" (+1.4) | 11.06 (+1.4) | 10.92 (+1.5) | 10.78 (+1.3) | | | | |
| | MCCRARY, MEGAN | FR | MISSOURI B | NM | FOUL | FOUL | FOUL | | | | |
| Flight 2 of 2 | | | | | | | | | | | |
| 1 | SANDS, BRIA | SO | LIFE | 12.31m 40' 4 3/4" (+0.0) | FOUL | 11.85 (+1.3) | FOUL | 11.98 (+0.7) | 12.31 (+0.0) | FOUL | |
| 2 | DOLL, LAUREN | FR | FRIENDS | 11.86m 38' 11" (+1.4) | 10.26 (+1.4) | 11.86 (+1.4) | 11.55 (+0.5) | 11.15 (+0.6) | 11.35 (+1.0) | 11.43 (+0.0) | |
| 3 | HYMAN, OSHIN | JR | WARNER | 11.75m 38' 6 3/4" (+0.0) | 11.49 (+0.3) | 11.75 (+0.0) | 10.73 (+0.1) | 11.64 (+0.6) | 11.60 (+0.1) | 11.67 (+0.0) | |
| 4 | CRUMP, AUTUMN | JR | UNION (KY.) | 11.63m 38' 2" (+0.0) | FOUL | 11.63 (+0.0) | 11.33 (+0.0) | 11.08 (+0.0) | 11.16 (+0.0) | 11.31 (+0.0) | |
| 5 | OCCEUS, ISMAELLE | SR | BRENAU | 11.43m 37' 6" (+0.7) | FOUL | FOUL | 11.43 (+0.7) | | | | |
| 6 | BAKER, CHELSEA | JR | FRIENDS | 11.40m 37' 5" (+1.2) | FOUL | 11.40 (+1.2) | FOUL | | | | |
| 7 | HELMS, JASMINE | SR | MCPHERSO | 11.31m 37' 1 1/4" (+0.0) | 11.02 (+1.2) | 10.84 (+1.0) | 11.31 (+0.0) | | | | |
| 8 | FREEMAN, EMONI | FR | EDWARD W | 11.28m 37' 0 1/4" (+0.0) | 11.28 (+0.0) | 11.07 (+1.7) | FOUL | | | | |
| 8 | BRINSON, JONINA | JR | MOBILE | 11.28m 37' 0 1/4" (+1.2) | FOUL | FOUL | 11.28 (+1.2) | | | | |
| 10 | JUDKINS, BREANNA | FR | CLARKE | 11.24m 36' 10 1/2" (+1.1) | FOUL | 11.24 (+1.1) | FOUL | | | | |
| 11 | STRICKER, ABBY | SO | COLUMBIA (| 11.08m 36' 4 1/4" (+0.0) | FOUL | FOUL | 11.08 (+0.0) | | | | |
| 12 | CARR, EBONY | JR | WILEY | 10.79m 35' 5" (+0.0) | 10.58 (+1.8) | 10.50 (+0.3) | 10.79 (+0.0) | | | | |

NAIA OUTDOOR TRACK & FIELD CHAMPIONSHIPS 2017

Gulf Shores, AL
 Mickey Miller Blackwell Stadium
 Weather: Sunny & Clear, Th- 80, Fr- 83, Sa- 84
 Host: Gulf Shores Sports Commission
 5/25/2017 - 5/27/2017

MEET OFFICIALS

Meet Director:
 Houston Young
Meet Referee:
 Lawhorn/Thurber/ Mitchell
Timing:
 www.cfpitiming.com



OFFICIAL MEET REPORT
 printed: 5/27/2017 7:53 PM

RESULTS

#33 Women's Shot Put

| | | | | | |
|---------------------|--------|--------------------|-------------------|-----------|-----------------|
| W World | 22.63m | Natalya Lisovskaya | URS | 6/7/1987 | Moscow, RUS |
| A American | 20.24m | Michelle Carter | Nike | 6/22/2013 | Des Moines, IA |
| N NAIA Championship | 18.17m | Vivian Chukwuemeka | Azusa Pacific, CA | 2002 | Olathe, KS |
| C College Outdoor | 19.35m | Raven Saunders | Mississippi | 8/12/2016 | Rio de Janeiro, |

1:00 PM (Day 2):

| Pl | Name | Yr Team | Mark | Rnd 1 | Rnd 2 | Rnd 3 | Rnd 4 | Rnd 5 | Rnd 6 | F(Pl) | Pts |
|----|--------------------|----------------|---|--------------|--------------|--------------|--------------|--------------|--------------|-------|-----|
| 1 | LIERMANN, SAMANTHA | SO CONCORDIA | 14.84m 48' 8 ¹ / ₂ " | 14.84 (+0.0) | 14.62 (+0.0) | FOUL | 14.45 (+0.0) | 14.77 (+0.0) | 14.29 (+0.0) | 2(1) | 10 |
| 2 | ROBERTS, CHANEL | SR LINDSEY WI | 14.56m 47' 9 ¹ / ₂ " | 12.26 (+0.0) | 14.56 (+0.0) | 14.38 (+0.0) | 13.39 (+0.0) | 14.01 (+0.0) | 14.27 (+0.0) | 1(1) | 8 |
| 3 | KELLY, RAVEN | SR ST. FRANCIS | 14.37m 47' 2" | 14.37 (+0.0) | 13.65 (+0.0) | 13.59 (+0.0) | 13.67 (+0.0) | 14.29 (+0.0) | 13.89 (+0.0) | 3(1) | 6 |
| 4 | OLSEN, SARA | JR HASTINGS | 14.35m 47' 1 ¹ / ₄ " | 13.56 (+0.0) | 13.68 (+0.0) | 14.35 (+0.0) | 14.05 (+0.0) | 14.26 (+0.0) | FOUL | 1(2) | 5 |
| 5 | DAVIS, KYLIE | SO OLIVET NAZ | 14.33m 47' 0 ¹ / ₂ " | FOUL | 14.24 (+0.0) | FOUL | 14.33 (+0.0) | FOUL | FOUL | 1(3) | 4 |
| 6 | LYON, KELBIE | SO HASTINGS | 14.25m 46' 9 ¹ / ₄ " | FOUL | 13.80 (+0.0) | FOUL | 13.95 (+0.0) | 14.25 (+0.0) | 13.78 (+0.0) | 1(4) | 3 |
| 7 | BROWN, ALIYAH | SO PARK U. | 14.14m 46' 5" | 13.93 (+0.0) | 14.14 (+0.0) | 13.88 (+0.0) | 12.88 (+0.0) | 13.75 (+0.0) | 14.01 (+0.0) | 3(2) | 2 |
| 8 | NASH, EBONI | SO HASTINGS | 14.02m 46' 0 ¹ / ₄ " | 14.02 (+0.0) | 13.97 (+0.0) | FOUL | FOUL | FOUL | FOUL | 1(5) | 1 |
| 9 | IRVIN, JORDAN | JR INDIANA TE | 13.89m 45' 7" | 13.17 (+0.0) | 13.89 (+0.0) | 13.14 (+0.0) | FOUL | 13.32 (+0.0) | FOUL | 1(6) | |
| 10 | ROBB, KALI | SR CONCORDIA | 13.72m 45' 0 ¹ / ₂ " | 13.72 (+0.0) | 13.62 (+0.0) | FOUL | | | | 2(2) | |
| 11 | THOMPSON, TEEKA | SR HASTINGS | 13.68m 44' 10 ³ / ₄ " | 13.26 (+0.0) | 13.25 (+0.0) | 13.68 (+0.0) | | | | 2(3) | |
| 12 | WINDLE, ALYSSA | SR TABOR | 13.65m 44' 9 ³ / ₄ " | 13.65 (+0.0) | 13.19 (+0.0) | 12.78 (+0.0) | | | | 2(4) | |
| 13 | PUCKETT, DAPHNE | JR GREAT FALL | 13.48m 44' 3" | 13.48 (+0.0) | 13.05 (+0.0) | 13.05 (+0.0) | | | | 2(5) | |
| 14 | GEISLER, SERI | SO VALLEY CIT | 13.44m 44' 1 ¹ / ₂ " | 13.02 (+0.0) | 13.44 (+0.0) | 12.53 (+0.0) | | | | 1(7) | |
| 15 | BOCK, LEA | SO OLIVET NAZ | 13.36m 43' 10 ¹ / ₄ " | 13.17 (+0.0) | 13.36 (+0.0) | FOUL | | | | 3(3) | |
| 16 | MORSE, HAYLEY | JR COLLEGE O | 13.28m 43' 7" | 12.20 (+0.0) | 13.28 (+0.0) | 13.18 (+0.0) | | | | 3(4) | |
| 17 | MCNEAL, ALLISON | FR RIO GRAND | 13.27m 43' 6 ³ / ₄ " | FOUL | 13.27 (+0.0) | FOUL | | | | 3(5) | |
| 18 | SHAW, ADRIANNA | FR CONCORDIA | 13.20m 43' 4" | 12.86 (+0.0) | 13.20 (+0.0) | 13.16 (+0.0) | | | | 2(6) | |
| 19 | DONNELL, JENNIFER | JR JUDSON | 13.05m 42' 10" | 12.12 (+0.0) | 13.05 (+0.0) | 12.98 (+0.0) | | | | 2(7) | |
| 20 | SOAT, ERIN | SO CLARKE | 13.04m 42' 9 ³ / ₄ " | 13.04 (+0.0) | FOUL | 12.99 (+0.0) | | | | 1(8) | |
| 21 | MACKEY, TE'REIA | JR INDIANA TE | 12.99m 42' 7 ³ / ₄ " | 12.99 (+0.0) | FOUL | 12.92 (+0.0) | | | | 3(6) | |
| 22 | HUBER, MACKENZIE | FR VALLEY CIT | 12.77m 41' 11" | 12.01 (+0.0) | 12.36 (+0.0) | 12.77 (+0.0) | | | | 1(9) | |
| 23 | EICKHOFF, JASMINE | SO CONCORDIA | 12.74m 41' 9 ³ / ₄ " | 12.74 (+0.0) | FOUL | FOUL | | | | 3(7) | |
| 24 | GRINT, KATE | FR DOANE | 12.73m 41' 9 ¹ / ₂ " | FOUL | 12.73 (+0.0) | FOUL | | | | 3(8) | |
| 25 | PETTELL, PAIGE | FR LINDSEY WI | 12.68m 41' 7 ¹ / ₂ " | 12.20 (+0.0) | FOUL | 12.68 (+0.0) | | | | 2(8) | |
| 26 | MUSIC, BRYANNA | JR OTTAWA | 12.59m 41' 4" | 12.59 (+0.0) | FOUL | FOUL | | | | 2(9) | |
| 27 | MALLER, ELIZABETH | SO MILLIGAN | 12.46m 40' 10 ³ / ₄ " | 12.04 (+0.0) | 12.46 (+0.0) | FOUL | | | | 3(9) | |

FLIGHT RESULTS

| Pl | Name | Yr Team | Mark | Rnd 1 | Rnd 2 | Rnd 3 | Rnd 4 | Rnd 5 | Rnd 6 | |
|----------------------|------------------|---------------|--|--------------|--------------|--------------|--------------|--------------|--------------|--|
| Flight 1 of 3 | | | | | | | | | | |
| 1 | ROBERTS, CHANEL | SR LINDSEY WI | 14.56m 47' 9 ¹ / ₂ " | 12.26 (+0.0) | 14.56 (+0.0) | 14.38 (+0.0) | 13.39 (+0.0) | 14.01 (+0.0) | 14.27 (+0.0) | |
| 2 | OLSEN, SARA | JR HASTINGS | 14.35m 47' 1 ¹ / ₄ " | 13.56 (+0.0) | 13.68 (+0.0) | 14.35 (+0.0) | 14.05 (+0.0) | 14.26 (+0.0) | FOUL | |
| 3 | DAVIS, KYLIE | SO OLIVET NAZ | 14.33m 47' 0 ¹ / ₂ " | FOUL | 14.24 (+0.0) | FOUL | 14.33 (+0.0) | FOUL | FOUL | |
| 4 | LYON, KELBIE | SO HASTINGS | 14.25m 46' 9 ¹ / ₄ " | FOUL | 13.80 (+0.0) | FOUL | 13.95 (+0.0) | 14.25 (+0.0) | 13.78 (+0.0) | |
| 5 | NASH, EBONI | SO HASTINGS | 14.02m 46' 0 ¹ / ₄ " | 14.02 (+0.0) | 13.97 (+0.0) | FOUL | FOUL | FOUL | FOUL | |
| 6 | IRVIN, JORDAN | JR INDIANA TE | 13.89m 45' 7" | 13.17 (+0.0) | 13.89 (+0.0) | 13.14 (+0.0) | FOUL | 13.32 (+0.0) | FOUL | |
| 7 | GEISLER, SERI | SO VALLEY CIT | 13.44m 44' 1 ¹ / ₂ " | 13.02 (+0.0) | 13.44 (+0.0) | 12.53 (+0.0) | | | | |
| 8 | SOAT, ERIN | SO CLARKE | 13.04m 42' 9 ³ / ₄ " | 13.04 (+0.0) | FOUL | 12.99 (+0.0) | | | | |
| 9 | HUBER, MACKENZIE | FR VALLEY CIT | 12.77m 41' 11" | 12.01 (+0.0) | 12.36 (+0.0) | 12.77 (+0.0) | | | | |
| Flight 2 of 3 | | | | | | | | | | |

NAIA OUTDOOR TRACK & FIELD CHAMPIONSHIPS 2017

Gulf Shores, AL

Mickey Miller Blackwell Stadium

Weather: Sunny & Clear, Th- 80, Fr- 83, Sa- 84

Host: Gulf Shores Sports Commission

5/25/2017 - 5/27/2017

MEET OFFICIALS

Meet Director:

Houston Young

Meet Referee:

Lawhorn/Thurber/ Mitchell

Timing:

www.cfpitiming.com



OFFICIAL MEET REPORT

printed: 5/27/2017 7:53 PM

RESULTS

#33 Women's Shot Put (cont'd)

| Pl | Name | Yr Team | Mark | Rnd 1 | Rnd 2 | Rnd 3 | Rnd 4 | Rnd 5 | Rnd 6 |
|----------------------|--------------------|----------------|---|--------------|--------------|--------------|--------------|--------------|--------------|
| 1 | LIERMANN, SAMANTHA | SO CONCORDIA | 14.84m 48' 8 ¹ / ₂ " | 14.84 (+0.0) | 14.62 (+0.0) | FOUL | 14.45 (+0.0) | 14.77 (+0.0) | 14.29 (+0.0) |
| 2 | ROBB, KALI | SR CONCORDIA | 13.72m 45' 0 ¹ / ₂ " | 13.72 (+0.0) | 13.62 (+0.0) | FOUL | | | |
| 3 | THOMPSON, TEEKA | SR HASTINGS | 13.68m 44' 10 ³ / ₄ " | 13.26 (+0.0) | 13.25 (+0.0) | 13.68 (+0.0) | | | |
| 4 | WINDLE, ALYSSA | SR TABOR | 13.65m 44' 9 ³ / ₄ " | 13.65 (+0.0) | 13.19 (+0.0) | 12.78 (+0.0) | | | |
| 5 | PUCKETT, DAPHNE | JR GREAT FALL | 13.48m 44' 3" | 13.48 (+0.0) | 13.05 (+0.0) | 13.05 (+0.0) | | | |
| 6 | SHAW, ADRIANNA | FR CONCORDIA | 13.20m 43' 4" | 12.86 (+0.0) | 13.20 (+0.0) | 13.16 (+0.0) | | | |
| 7 | DONNELL, JENNIFER | JR JUDSON | 13.05m 42' 10" | 12.12 (+0.0) | 13.05 (+0.0) | 12.98 (+0.0) | | | |
| 8 | PETTELL, PAIGE | FR LINDSEY WI | 12.68m 41' 7 ¹ / ₂ " | 12.20 (+0.0) | FOUL | 12.68 (+0.0) | | | |
| 9 | MUSIC, BRYANNA | JR OTTAWA | 12.59m 41' 4" | 12.59 (+0.0) | FOUL | FOUL | | | |
| Flight 3 of 3 | | | | | | | | | |
| 1 | KELLY, RAVEN | SR ST. FRANCIS | 14.37m 47' 2" | 14.37 (+0.0) | 13.65 (+0.0) | 13.59 (+0.0) | 13.67 (+0.0) | 14.29 (+0.0) | 13.89 (+0.0) |
| 2 | BROWN, ALIYAH | SO PARK U. | 14.14m 46' 5" | 13.93 (+0.0) | 14.14 (+0.0) | 13.88 (+0.0) | 12.88 (+0.0) | 13.75 (+0.0) | 14.01 (+0.0) |
| 3 | BOCK, LEA | SO OLIVET NAZ | 13.36m 43' 10 ¹ / ₄ " | 13.17 (+0.0) | 13.36 (+0.0) | FOUL | | | |
| 4 | MORSE, HAYLEY | JR COLLEGE O | 13.28m 43' 7" | 12.20 (+0.0) | 13.28 (+0.0) | 13.18 (+0.0) | | | |
| 5 | MCNEAL, ALLISON | FR RIO GRAND | 13.27m 43' 6 ³ / ₄ " | FOUL | 13.27 (+0.0) | FOUL | | | |
| 6 | MACKEY, TE'REIA | JR INDIANA TE | 12.99m 42' 7 ³ / ₄ " | 12.99 (+0.0) | FOUL | 12.92 (+0.0) | | | |
| 7 | EICKHOFF, JASMINE | SO CONCORDIA | 12.74m 41' 9 ³ / ₄ " | 12.74 (+0.0) | FOUL | FOUL | | | |
| 8 | GRINT, KATE | FR DOANE | 12.73m 41' 9 ¹ / ₂ " | FOUL | 12.73 (+0.0) | FOUL | | | |
| 9 | MALLER, ELIZABETH | SO MILLIGAN | 12.46m 40' 10 ³ / ₄ " | 12.04 (+0.0) | 12.46 (+0.0) | FOUL | | | |

#35 Women's Discus

| | | | | | |
|---------------------|--------|---------------------|--------------|-----------|------------------|
| W World | 76.80m | Gabriele Reinsch | GDR | 7/9/1988 | Neubrandenburg, |
| A American | 69.17m | Gia Lewis-Smallwood | Nike | 8/30/2014 | Angers, FRA |
| N NAIA Championship | 58.69m | Annie Hess | Concordia OR | 2008 | Edwardsville, IL |
| C College Outdoor | 67.48m | Meg Ritchie | Arizona | 4/26/1981 | Walnut, CA |

2:00 PM (Day 3):

| Pl | Name | Yr Team | Mark | Rnd 1 | Rnd 2 | Rnd 3 | Rnd 4 | Rnd 5 | Rnd 6 | F(Pl) | Pts |
|----|-------------------|----------------|--|--------------|--------------|--------------|--------------|--------------|--------------|-------|-----|
| 1 | THOMPSON, TEEKA | SR HASTINGS | 48.86m 160' 4" | 46.48 (+0.0) | FOUL | 48.86 (+0.0) | FOUL | FOUL | FOUL | 2(1) | 10 |
| 2 | BLAKE, KAYLEE | SR BRIAR CLIFF | 47.04m 154' 4 ¹ / ₄ " | 47.04 (+0.0) | 44.23 (+0.0) | 45.09 (+0.0) | 45.63 (+0.0) | FOUL | 44.27 (+0.0) | 3(1) | 8 |
| 3 | DAVIS, LAVON | FR GRAND VIE | 46.98m 154' 1 ³ / ₄ " | 18.53 (+0.0) | 34.13 (+0.0) | 46.98 (+0.0) | 35.05 (+0.0) | 42.31 (+0.0) | FOUL | 2(2) | 6 |
| 4 | WINDLE, ALYSSA | SR TABOR | 46.71m 153' 3 ¹ / ₄ " | 46.71 (+0.0) | 41.74 (+0.0) | 44.79 (+0.0) | 44.89 (+0.0) | 45.78 (+0.0) | 45.22 (+0.0) | 3(2) | 5 |
| 5 | SVOBODA, KATRICIA | SR CONCORDIA | 46.10m 151' 3 ¹ / ₄ " | 42.28 (+0.0) | FOUL | 42.70 (+0.0) | 46.10 (+0.0) | FOUL | 45.17 (+0.0) | 1(1) | 4 |
| 6 | SHAW, BETHANY | FR CONCORDIA | 46.08m 151' 2 ¹ / ₂ " | 46.08 (+0.0) | 45.14 (+0.0) | FOUL | 45.04 (+0.0) | FOUL | FOUL | 3(3) | 3 |
| 7 | PARISH, KEELY | SO HASTINGS | 45.96m 150' 9 ³ / ₄ " | 44.96 (+0.0) | 45.81 (+0.0) | FOUL | FOUL | 44.37 (+0.0) | 45.96 (+0.0) | 1(2) | 2 |
| 8 | O'NEILL, ASHLEY | SR SIENA HEIG | 45.24m 148' 5 ¹ / ₄ " | 42.60 (+0.0) | 43.84 (+0.0) | FOUL | 43.11 (+0.0) | 45.24 (+0.0) | FOUL | 2(3) | 1 |
| 9 | STEINBRUECK, JAN | JR CONCORDIA | 42.62m 139' 10 ¹ / ₄ " | FOUL | 42.62 (+0.0) | 41.79 (+0.0) | FOUL | FOUL | 42.22 (+0.0) | 1(3) | |
| 10 | GEERLINGS, AMANDA | FR SIENA HEIG | 42.44m 139' 3 ¹ / ₄ " | 36.65 (+0.0) | 42.44 (+0.0) | FOUL | | | | 2(4) | |
| 11 | VANNATTA, CARLIE | JR OLIVET NAZ | 42.37m 139' 0 ¹ / ₂ " | 42.37 (+0.0) | 40.57 (+0.0) | FOUL | | | | 1(4) | |
| 12 | OTERO, CLAIRE | JR COLLEGE O | 42.18m 138' 5" | FOUL | FOUL | 42.18 (+0.0) | | | | 1(5) | |
| 13 | SKOPERA, CARLEY | SO CONCORDIA | 41.26m 135' 4 ³ / ₄ " | 40.72 (+0.0) | 41.26 (+0.0) | FOUL | | | | 2(5) | |
| 14 | GRINT, KATE | FR DOANE | 40.81m 133' 11" | 40.81 (+0.0) | FOUL | FOUL | | | | 1(6) | |
| 15 | SCHNEIDER, NICOLE | SO INDIANA WE | 40.38m 132' 6" | 40.38 (+0.0) | 40.20 (+0.0) | 33.10 (+0.0) | | | | 2(6) | |
| 16 | DAVIS, KYLIE | SO OLIVET NAZ | 40.21m 131' 11 ¹ / ₄ " | FOUL | 40.21 (+0.0) | FOUL | | | | 1(7) | |
| 17 | RINEHART, JEZRI | SO OLIVET NAZ | 40.13m 131' 8 ¹ / ₄ " | 40.13 (+0.0) | FOUL | 37.13 (+0.0) | | | | 3(4) | |
| 18 | EMBRAY, JACY | SO CONCORDIA | 39.71m 130' 3 ³ / ₄ " | 37.99 (+0.0) | FOUL | 39.71 (+0.0) | | | | 3(5) | |
| 19 | PETTELL, PAIGE | FR LINDSEY WI | 39.57m 129' 10 ¹ / ₄ " | 38.75 (+0.0) | 39.57 (+0.0) | 38.83 (+0.0) | | | | 3(6) | |
| 20 | ROBB, KALI | SR CONCORDIA | 39.27m 128' 10 ¹ / ₄ " | 37.40 (+0.0) | 39.27 (+0.0) | FOUL | | | | 3(7) | |

NAIA OUTDOOR TRACK & FIELD CHAMPIONSHIPS 2017

Gulf Shores, AL

Mickey Miller Blackwell Stadium

Weather: Sunny & Clear, Th- 80, Fr- 83, Sa- 84

Host: Gulf Shores Sports Commission

5/25/2017 - 5/27/2017

MEET OFFICIALS

Meet Director:


Houston Young

Meet Referee:

Lawhorn/Thurber/ Mitchell

Timing:

www.cfpitiming.com



OFFICIAL MEET REPORT

printed: 5/27/2017 7:53 PM

RESULTS

#35 Women's Discus (cont'd)

2:00 PM (Day 3):

| Pl Name | Yr Team | Mark | Rnd 1 | Rnd 2 | Rnd 3 | Rnd 4 | Rnd 5 | Rnd 6 | F(Pl) | Pts |
|----------------------|---------------|--|--------------|--------------|--------------|-------|-------|-------|-------|------|
| 21 GEE, HANNAH | SR OLIVET NAZ | 38.75m 127' 1 ³ / ₄ | 36.80 (+0.0) | 38.75 (+0.0) | FOUL | | | | | 3(8) |
| 22 WELLS, TAYLOR | SR GRAND VIE | 37.37m 122' 7 ¹ / ₂ | FOUL | 31.21 (+0.0) | 37.37 (+0.0) | | | | | 2(7) |
| 23 RAMAEKERS, NICOLE | JR HASTINGS | 36.87m 120' 11 ³ / ₄ | FOUL | FOUL | 36.87 (+0.0) | | | | | 1(8) |
| SHAW, ADRIANNA | FR CONCORDIA | FOUL | FOUL | FOUL | FOUL | | | | | 2 |
| BOCK, LEA | SO OLIVET NAZ | FOUL | FOUL | FOUL | FOUL | | | | | 3 |

FLIGHT RESULTS

| Pl Name | Yr Team | Mark | Rnd 1 | Rnd 2 | Rnd 3 | Rnd 4 | Rnd 5 | Rnd 6 | |
|----------------------|----------------|--|--------------|--------------|--------------|--------------|--------------|--------------|--|
| Flight 1 of 3 | | | | | | | | | |
| 1 SVOBODA, KATRICIA | SR CONCORDIA | 46.10m 151' 3 ¹ / ₄ | 42.28 (+0.0) | FOUL | 42.70 (+0.0) | 46.10 (+0.0) | FOUL | 45.17 (+0.0) | |
| 2 PARISH, KEELY | SO HASTINGS | 45.96m 150' 9 ³ / ₄ | 44.96 (+0.0) | 45.81 (+0.0) | FOUL | FOUL | 44.37 (+0.0) | 45.96 (+0.0) | |
| 3 STEINBRUECK, JAN | JR CONCORDIA | 42.62m 139' 10 ¹ / ₄ | FOUL | 42.62 (+0.0) | 41.79 (+0.0) | FOUL | FOUL | 42.22 (+0.0) | |
| 4 VANNATTA, CARLIE | JR OLIVET NAZ | 42.37m 139' 0 ¹ / ₂ | 42.37 (+0.0) | 40.57 (+0.0) | FOUL | | | | |
| 5 OTERO, CLAIRE | JR COLLEGE O | 42.18m 138' 5" | FOUL | FOUL | 42.18 (+0.0) | | | | |
| 6 GRINT, KATE | FR DOANE | 40.81m 133' 11" | 40.81 (+0.0) | FOUL | FOUL | | | | |
| 7 DAVIS, KYLIE | SO OLIVET NAZ | 40.21m 131' 11 ¹ / ₄ | FOUL | 40.21 (+0.0) | FOUL | | | | |
| 8 RAMAEKERS, NICOLE | JR HASTINGS | 36.87m 120' 11 ³ / ₄ | FOUL | FOUL | 36.87 (+0.0) | | | | |
| Flight 2 of 3 | | | | | | | | | |
| 1 THOMPSON, TEEKA | SR HASTINGS | 48.86m 160' 4" | 46.48 (+0.0) | FOUL | 48.86 (+0.0) | FOUL | FOUL | FOUL | |
| 2 DAVIS, LAVON | FR GRAND VIE | 46.98m 154' 1 ³ / ₄ | 18.53 (+0.0) | 34.13 (+0.0) | 46.98 (+0.0) | 35.05 (+0.0) | 42.31 (+0.0) | FOUL | |
| 3 O'NEILL, ASHLEY | SR SIENA HEIG | 45.24m 148' 5 ¹ / ₄ | 42.60 (+0.0) | 43.84 (+0.0) | FOUL | 43.11 (+0.0) | 45.24 (+0.0) | FOUL | |
| 4 GEERLINGS, AMANDA | FR SIENA HEIG | 42.44m 139' 3 ¹ / ₄ | 36.65 (+0.0) | 42.44 (+0.0) | FOUL | | | | |
| 5 SKOPERA, CARLEY | SO CONCORDIA | 41.26m 135' 4 ³ / ₄ | 40.72 (+0.0) | 41.26 (+0.0) | FOUL | | | | |
| 6 SCHNEIDER, NICOLE | SO INDIANA WE | 40.38m 132' 6" | 40.38 (+0.0) | 40.20 (+0.0) | 33.10 (+0.0) | | | | |
| 7 WELLS, TAYLOR | SR GRAND VIE | 37.37m 122' 7 ¹ / ₂ | FOUL | 31.21 (+0.0) | 37.37 (+0.0) | | | | |
| SHAW, ADRIANNA | FR CONCORDIA | FOUL | FOUL | FOUL | FOUL | | | | |
| Flight 3 of 3 | | | | | | | | | |
| 1 BLAKE, KAYLEE | SR BRIAR CLIFF | 47.04m 154' 4 ¹ / ₄ | 47.04 (+0.0) | 44.23 (+0.0) | 45.09 (+0.0) | 45.63 (+0.0) | FOUL | 44.27 (+0.0) | |
| 2 WINDLE, ALYSSA | SR TABOR | 46.71m 153' 3 ¹ / ₄ | 46.71 (+0.0) | 41.74 (+0.0) | 44.79 (+0.0) | 44.89 (+0.0) | 45.78 (+0.0) | 45.22 (+0.0) | |
| 3 SHAW, BETHANY | FR CONCORDIA | 46.08m 151' 2 ¹ / ₂ | 46.08 (+0.0) | 45.14 (+0.0) | FOUL | 45.04 (+0.0) | FOUL | FOUL | |
| 4 RINEHART, JEZRI | SO OLIVET NAZ | 40.13m 131' 8 ¹ / ₄ | 40.13 (+0.0) | FOUL | 37.13 (+0.0) | | | | |
| 5 EMBRAY, JACY | SO CONCORDIA | 39.71m 130' 3 ³ / ₄ | 37.99 (+0.0) | FOUL | 39.71 (+0.0) | | | | |
| 6 PETTELL, PAIGE | FR LINDSEY WI | 39.57m 129' 10 ¹ / ₄ | 38.75 (+0.0) | 39.57 (+0.0) | 38.83 (+0.0) | | | | |
| 7 ROBB, KALI | SR CONCORDIA | 39.27m 128' 10 ¹ / ₄ | 37.40 (+0.0) | 39.27 (+0.0) | FOUL | | | | |
| 8 GEE, HANNAH | SR OLIVET NAZ | 38.75m 127' 1 ³ / ₄ | 36.80 (+0.0) | 38.75 (+0.0) | FOUL | | | | |
| BOCK, LEA | SO OLIVET NAZ | FOUL | FOUL | FOUL | FOUL | | | | |

#37 Women's Hammer

| | | | | | |
|---------------------|--------|------------------|--------------|-----------|----------------|
| W World | 82.98m | Anita Wlodarczyk | POL | 8/28/2016 | Warsaw, POL |
| A American | 75.73m | Amanda Bingson | Nike | 6/22/2013 | Des Moines, IA |
| N NAIA Championship | 61.64m | Reta Woodard | Embry-Riddle | 5/23/2013 | Marion, IN |
| C College Outdoor | 72.94m | Jenny Dahlgren | Georgia | 4/13/2007 | Athens, GA |

10:00 AM (Day 1):

| Pl Name | Yr Team | Mark | Rnd 1 | Rnd 2 | Rnd 3 | Rnd 4 | Rnd 5 | Rnd 6 | F(Pl) | Pts |
|-----------------|----------------|---|-------|-------|-------|-------|-------|-------|-------|-----|
| 1 KELLY, RAVEN | SR ST. FRANCIS | 61.33m 201' 2 ³ / ₄ | 58.20 | 60.80 | FOUL | 58.10 | 58.38 | 61.33 | 3(1) | 10 |
| 2 KOPP, PRESTON | SR CLARKE | 55.81m 183' 1 ¹ / ₂ | 52.49 | 52.80 | 52.66 | 53.02 | 55.81 | FOUL | 2(1) | 8 |

DirectAthletics MeetPro 90

NAIA OUTDOOR TRACK & FIELD CHAMPIONSHIPS 2017

Gulf Shores, AL

Mickey Miller Blackwell Stadium

Weather: Sunny & Clear, Th- 80, Fr- 83, Sa- 84

Host: Gulf Shores Sports Commission

5/25/2017 - 5/27/2017

MEET OFFICIALS

Meet Director:

Houston Young

Meet Referee:

Lawhorn/Thurber/ Mitchell

Timing:

www.cfpitiming.com



OFFICIAL MEET REPORT

printed: 5/27/2017 7:53 PM

RESULTS

#37 Women's Hammer (cont'd)

10:00 AM (Day 1):

| Pl | Name | Yr | Team | Mark | Rnd 1 | Rnd 2 | Rnd 3 | Rnd 4 | Rnd 5 | Rnd 6 | F (Pl) | Pts |
|----|------------------------|----|--------------|--|-------|-------|-------|-------|-------|-------|--------|-----|
| 3 | ROBB, KALI | SR | CONCORDIA | 55.29m 181' 5" | 52.56 | 54.08 | FOUL | 55.29 | FOUL | FOUL | 2(2) | 6 |
| 4 | MUSIC, BRYANNA | JR | OTTAWA | 54.32m 178' 2 ³ / ₄ | 52.59 | 53.08 | 53.56 | 53.10 | 53.70 | 54.32 | 2(3) | 5 |
| 5 | MEYER, SYDNEY | SR | CONCORDIA | 53.36m 175' 1" | 53.36 | 50.78 | FOUL | 51.81 | FOUL | 51.77 | 3(2) | 4 |
| 6 | VANNATTA, CARLIE | JR | OLIVET NAZ | 53.25m 174' 8 ³ / ₄ | 53.25 | 50.70 | 50.67 | 51.45 | 49.51 | FOUL | 2(4) | 3 |
| 7 | SCRIVNER, MADELYN | JR | WILLIAM WO | 52.44m 172' 0 ³ / ₄ | 50.56 | FOUL | 50.67 | 51.35 | 52.44 | 51.89 | 3(3) | 2 |
| 8 | OLSEN, SARA | JR | HASTINGS | 50.51m 165' 8 ³ / ₄ | 50.51 | 49.39 | 50.30 | FOUL | FOUL | FOUL | 2(5) | 1 |
| 9 | LIERMANN, SAMANTHA | SO | CONCORDIA | 50.34m 165' 2 ¹ / ₄ | 50.34 | FOUL | FOUL | FOUL | 49.10 | FOUL | 1(1) | |
| 10 | BELT, ABBY | JR | FRIENDS | 50.22m 164' 9 ¹ / ₂ | FOUL | 50.22 | 47.93 | | | | 2(6) | |
| 11 | PERRY, KAYLYN | JR | DAVENPORT | 50.20m 164' 8 ³ / ₄ | 47.80 | 50.20 | 49.10 | | | | 2(7) | |
| 12 | SVOBODA, KATRICIA | SR | CONCORDIA | 49.03m 160' 10 ¹ / ₂ | 47.77 | 49.03 | FOUL | | | | 3(4) | |
| 13 | JONES, BREANNA | JR | GREAT FALL | 48.80m 160' 1 ¹ / ₂ | 48.13 | 48.80 | 48.21 | | | | 1(2) | |
| 14 | NASH, EBONI | SO | HASTINGS | 48.54m 159' 3 ¹ / ₄ | 46.71 | 48.43 | 48.54 | | | | 2(8) | |
| 15 | REILLY, SAMANTHA | JR | VITERBO | 48.52m 159' 2 ¹ / ₂ | 46.77 | 46.52 | 48.52 | | | | 1(3) | |
| 16 | O'NEILL, RACHEL | SO | SIENA HEIG | 48.47m 159' 0 ¹ / ₂ | FOUL | 48.47 | FOUL | | | | 3(5) | |
| 17 | SCHUMAKER, JENNA | SO | DAVENPORT | 48.45m 158' 11 ³ / ₄ | 48.45 | 46.78 | FOUL | | | | 2(9) | |
| 18 | O'NEILL, ASHLEY | SR | SIENA HEIG | 48.33m 158' 7" | 47.98 | FOUL | 48.33 | | | | 2(10) | |
| 19 | JORDAHL, BRIANNA | SO | TAYLOR | 48.29m 158' 5 ¹ / ₂ | FOUL | 48.29 | 46.96 | | | | 3(6) | |
| 20 | MARTIN, KYLIE | SR | DAKOTA ST | 47.56m 156' 0 ³ / ₄ | 47.01 | 46.00 | 47.56 | | | | 1(4) | |
| 21 | JAMES, MARISSA | JR | DAVENPORT | 46.93m 154' 0" | 46.00 | 46.70 | 46.93 | | | | 1(5) | |
| 22 | RINEHART, JEZRI | SO | OLIVET NAZ | 46.75m 153' 4 ³ / ₄ | FOUL | 46.55 | 46.75 | | | | 3(7) | |
| 23 | RAMAEKERS, NICOLE | JR | HASTINGS | 46.66m 153' 1 ¹ / ₄ | 46.66 | 45.34 | FOUL | | | | 1(6) | |
| 24 | HOLYFIELD, GABBY | JR | CORNERST | 45.72m 150' 0 ¹ / ₄ | FOUL | FOUL | 45.72 | | | | 1(7) | |
| 25 | DAVIS, LAVON | FR | GRAND VIE | 43.93m 144' 1 ³ / ₄ | FOUL | 39.27 | 43.93 | | | | 1(8) | |
| 26 | NELLIS, MELANIE | SR | BETHEL (IND) | 43.49m 142' 8 ¹ / ₂ | FOUL | FOUL | 43.49 | | | | 3(8) | |
| 27 | LUMPKIN, KERYN | SO | BETHEL (IND) | 42.86m 140' 7 ³ / ₄ | 42.86 | 42.39 | 41.65 | | | | 1(9) | |
| 28 | COUTURE, EMILY | SO | SIENA HEIG | 42.42m 139' 2 ¹ / ₄ | 41.28 | 42.42 | 41.21 | | | | 3(9) | |
| | HOLLINGER, AMBERNICOLE | JR | BIOLA | NM | FOUL | FOUL | FOUL | | | | 1 | |
| | LYON, KELBIE | SO | HASTINGS | FOUL | FOUL | FOUL | FOUL | | | | 3 | |

FLIGHT RESULTS

| Pl | Name | Yr | Team | Mark | Rnd 1 | Rnd 2 | Rnd 3 | Rnd 4 | Rnd 5 | Rnd 6 | |
|----------------------|------------------------|----|--------------|---|-------|-------|-------|-------|-------|-------|--|
| Flight 1 of 3 | | | | | | | | | | | |
| 1 | LIERMANN, SAMANTHA | SO | CONCORDIA | 50.34m 165' 2 ¹ / ₄ | 50.34 | FOUL | FOUL | FOUL | 49.10 | FOUL | |
| 2 | JONES, BREANNA | JR | GREAT FALL | 48.80m 160' 1 ¹ / ₂ | 48.13 | 48.80 | 48.21 | | | | |
| 3 | REILLY, SAMANTHA | JR | VITERBO | 48.52m 159' 2 ¹ / ₂ | 46.77 | 46.52 | 48.52 | | | | |
| 4 | MARTIN, KYLIE | SR | DAKOTA ST | 47.56m 156' 0 ³ / ₄ | 47.01 | 46.00 | 47.56 | | | | |
| 5 | JAMES, MARISSA | JR | DAVENPORT | 46.93m 154' 0" | 46.00 | 46.70 | 46.93 | | | | |
| 6 | RAMAEKERS, NICOLE | JR | HASTINGS | 46.66m 153' 1 ¹ / ₄ | 46.66 | 45.34 | FOUL | | | | |
| 7 | HOLYFIELD, GABBY | JR | CORNERST | 45.72m 150' 0 ¹ / ₄ | FOUL | FOUL | 45.72 | | | | |
| 8 | DAVIS, LAVON | FR | GRAND VIE | 43.93m 144' 1 ³ / ₄ | FOUL | 39.27 | 43.93 | | | | |
| 9 | LUMPKIN, KERYN | SO | BETHEL (IND) | 42.86m 140' 7 ³ / ₄ | 42.86 | 42.39 | 41.65 | | | | |
| | HOLLINGER, AMBERNICOLE | JR | BIOLA | NM | FOUL | FOUL | FOUL | | | | |
| Flight 2 of 3 | | | | | | | | | | | |
| 1 | KOPP, PRESTON | SR | CLARKE | 55.81m 183' 1 ¹ / ₂ | 52.49 | 52.80 | 52.66 | 53.02 | 55.81 | FOUL | |
| 2 | ROBB, KALI | SR | CONCORDIA | 55.29m 181' 5" | 52.56 | 54.08 | FOUL | 55.29 | FOUL | FOUL | |

NAIA OUTDOOR TRACK & FIELD CHAMPIONSHIPS 2017

Gulf Shores, AL

Mickey Miller Blackwell Stadium

Weather: Sunny & Clear, Th- 80, Fr- 83, Sa- 84

Host: Gulf Shores Sports Commission

5/25/2017 - 5/27/2017

MEET OFFICIALS

Meet Director:

Houston Young

Meet Referee:

Lawhorn/Thurber/ Mitchell

Timing:

www.cfpitiming.com



OFFICIAL MEET REPORT

printed: 5/27/2017 7:53 PM

RESULTS

#37 Women's Hammer (cont'd)

| Pl | Name | Yr Team | Mark | Rnd 1 | Rnd 2 | Rnd 3 | Rnd 4 | Rnd 5 | Rnd 6 |
|----------------------|-------------------|-----------------|--|-------|-------|-------|-------|-------|-------|
| 3 | MUSIC, BRYANNA | JR OTTAWA | 54.32m 178' 2 ³ / ₄ | 52.59 | 53.08 | 53.56 | 53.10 | 53.70 | 54.32 |
| 4 | VANNATTA, CARLIE | JR OLIVET NAZ | 53.25m 174' 8 ³ / ₄ | 53.25 | 50.70 | 50.67 | 51.45 | 49.51 | FOUL |
| 5 | OLSEN, SARA | JR HASTINGS | 50.51m 165' 8 ³ / ₄ | 50.51 | 49.39 | 50.30 | FOUL | FOUL | FOUL |
| 6 | BELT, ABBY | JR FRIENDS | 50.22m 164' 9 ¹ / ₂ | FOUL | 50.22 | 47.93 | | | |
| 7 | PERRY, KAYLYN | JR DAVENPORT | 50.20m 164' 8 ³ / ₄ | 47.80 | 50.20 | 49.10 | | | |
| 8 | NASH, EBONI | SO HASTINGS | 48.54m 159' 3 ¹ / ₄ | 46.71 | 48.43 | 48.54 | | | |
| 9 | SCHUMAKER, JENNA | SO DAVENPORT | 48.45m 158' 11 ³ / ₄ | 48.45 | 46.78 | FOUL | | | |
| 10 | O'NEILL, ASHLEY | SR SIENA HEIG | 48.33m 158' 7" | 47.98 | FOUL | 48.33 | | | |
| Flight 3 of 3 | | | | | | | | | |
| 1 | KELLY, RAVEN | SR ST. FRANCIS | 61.33m 201' 2 ³ / ₄ | 58.20 | 60.80 | FOUL | 58.10 | 58.38 | 61.33 |
| 2 | MEYER, SYDNEY | SR CONCORDIA | 53.36m 175' 1" | 53.36 | 50.78 | FOUL | 51.81 | FOUL | 51.77 |
| 3 | SCRIVNER, MADELYN | JR WILLIAM WO | 52.44m 172' 0 ³ / ₄ | 50.56 | FOUL | 50.67 | 51.35 | 52.44 | 51.89 |
| 4 | SVOBODA, KATRICIA | SR CONCORDIA | 49.03m 160' 10 ¹ / ₂ | 47.77 | 49.03 | FOUL | | | |
| 5 | O'NEILL, RACHEL | SO SIENA HEIG | 48.47m 159' 0 ¹ / ₂ | FOUL | 48.47 | FOUL | | | |
| 6 | JORDAHL, BRIANNA | SO TAYLOR | 48.29m 158' 5 ¹ / ₂ | FOUL | 48.29 | 46.96 | | | |
| 7 | RINEHART, JEZRI | SO OLIVET NAZ | 46.75m 153' 4 ³ / ₄ | FOUL | 46.55 | 46.75 | | | |
| 8 | NELLIS, MELANIE | SR BETHEL (IND) | 43.49m 142' 8 ¹ / ₂ | FOUL | FOUL | 43.49 | | | |
| 9 | COUTURE, EMILY | SO SIENA HEIG | 42.42m 139' 2 ¹ / ₄ | 41.28 | 42.42 | 41.21 | | | |
| | LYON, KELBIE | SO HASTINGS | FOUL | FOUL | FOUL | | | | |

#39 Women's Javelin

| | | | | | |
|---------------------|--------|-------------------|----------------------|-----------|----------------|
| W World | 72.28m | Barbora Spotakova | CZE | 9/13/2008 | Stuttgart, GER |
| A American | 66.67m | Kara Winger | Asics | 6/25/2010 | Des Moines, IA |
| N NAIA Championship | 56.09m | Liz Gleadle | British Columbia, BC | 2010 | Marion, IN |
| C College Outdoor | 62.19m | Maggie Malone | Texas A&M | 6/9/2016 | Eugene, OR |

3:00 PM (Day 1):

| Pl | Name | Yr Team | Mark | Rnd 1 | Rnd 2 | Rnd 3 | Rnd 4 | Rnd 5 | Rnd 6 | F(Pl) | Pts |
|----|-------------------|---------------|--|-------|-------|-------|-------|-------|-------|-------|-----|
| 1 | GEISLER, SERI | SO VALLEY CIT | 52.68m 172' 10 ¹ / ₄ | 46.90 | 48.56 | FOUL | 52.68 | 49.29 | 48.43 | 1(1) | 10 |
| 2 | DELL, BAILEY | JR NORTHWES | 48.76m 160' 0" | 47.61 | 47.27 | 45.58 | 48.76 | 45.82 | FOUL | 1(2) | 8 |
| 3 | BRADLEY, KYLIE | SR OLIVET NAZ | 45.64m 149' 9" | 44.03 | 45.28 | 43.14 | 45.64 | 44.94 | 44.55 | 3(1) | 6 |
| 4 | MCDUGALD, KENDYL | JR MIDAMERIC | 45.14m 148' 1 ¹ / ₂ | 41.63 | 40.21 | FOUL | 45.14 | FOUL | 40.73 | 2(1) | 5 |
| 5 | SVOBODA, KATRICIA | SR CONCORDIA | 42.97m 141' 0" | 40.26 | 42.97 | FOUL | FOUL | 40.57 | 41.59 | 3(2) | 4 |
| 6 | NELSON, MADELEINE | SR NORTHWES | 42.76m 140' 3 ³ / ₄ | 42.76 | 42.49 | FOUL | 41.24 | FOUL | 40.41 | 1(3) | 3 |
| 7 | GOKIE, KYLIE | SR DOANE | 41.65m 136' 8" | 41.65 | 40.11 | FOUL | 40.27 | 40.27 | 40.79 | 2(2) | 2 |
| 8 | THOMSEN, MAITLYN | SO DOANE | 41.15m 135' 0 ¹ / ₄ | 34.33 | FOUL | 40.74 | FOUL | 41.15 | 41.15 | 2(3) | 1 |
| 9 | MILLER, ANNA | SO NORTHWES | 40.69m 133' 6 ¹ / ₄ | FOUL | 34.10 | 40.59 | 40.69 | FOUL | 39.97 | 3(3) | |
| 10 | EICKHOFF, JASMINE | SO CONCORDIA | 40.59m 133' 2 ¹ / ₄ | FOUL | 38.11 | 40.59 | 39.94 | FOUL | FOUL | 2(4) | |
| 11 | COSBY, SHANA | FR GREAT FALL | 39.72m 130' 4" | 33.52 | 39.72 | FOUL | | | | 3(4) | |
| 12 | SCHMIDT, CRYSTAL | SR CARROLL | 39.67m 130' 2" | 39.15 | FOUL | 39.67 | | | | 3(5) | |
| 13 | KNEIFL, KATI | SO MORNINGSI | 39.63m 130' 0 ¹ / ₂ | 38.66 | FOUL | 39.63 | | | | 1(4) | |
| 14 | RUSSELL, PEYTON | SR WALDORF | 39.51m 129' 7 ³ / ₄ | 39.51 | FOUL | FOUL | | | | 1(5) | |
| 15 | ORNELAS, SELENA | JR SOUTHWES | 38.67m 126' 10 ³ / ₄ | 35.37 | 33.64 | 38.67 | | | | 2(5) | |
| 16 | ZOLLMAN, KARIANNE | SO EASTERN O | 37.12m 121' 9 ³ / ₄ | 36.97 | 32.76 | 37.12 | | | | 3(6) | |
| 17 | GARDNER, JESSICA | FR KANSAS WE | 36.92m 121' 1 ³ / ₄ | 34.93 | FOUL | 36.92 | | | | 1(6) | |
| 18 | CASE, SAVANAH | SR MIDAMERIC | 36.47m 119' 8" | 36.47 | FOUL | FOUL | | | | 1(7) | |
| 19 | MEYER, SYDNEY | SR CONCORDIA | 35.68m 117' 1" | FOUL | 35.50 | 35.68 | | | | 1(8) | |
| 20 | HARMAN, BRIANNA | SO CAMPBELLS | 35.64m 116' 11 ¹ / ₂ | FOUL | 31.67 | 35.64 | | | | 3(7) | |

NAIA OUTDOOR TRACK & FIELD CHAMPIONSHIPS 2017

Gulf Shores, AL

Mickey Miller Blackwell Stadium

Weather: Sunny & Clear, Th- 80, Fr- 83, Sa- 84

Host: Gulf Shores Sports Commission

5/25/2017 - 5/27/2017

MEET OFFICIALS

Meet Director:


Houston Young

Meet Referee:

Lawhorn/Thurber/ Mitchell

Timing:

www.cfpitiming.com



OFFICIAL MEET REPORT

printed: 5/27/2017 7:53 PM

RESULTS

#39 Women's Javelin (cont'd)

3:00 PM (Day 1):

| Pl Name | Yr Team | Mark | Rnd 1 | Rnd 2 | Rnd 3 | Rnd 4 | Rnd 5 | Rnd 6 | F (Pl) | Pts |
|-------------------|-----------------|---------------------|-------|-------|-------|-------|-------|-------|--------|------|
| 21 YANCEY, LAURA | SO OTTAWA | 35.49m 116' 5 1/2" | 34.54 | FOUL | 35.49 | | | | | 2(6) |
| 22 WELLS, TAYLOR | SR GRAND VIE | 34.43m 112' 11 3/4" | 31.20 | FOUL | 34.43 | | | | | 2(7) |
| 23 KLEIN, KEITON | FR CARROLL | 31.98m 104' 11 1/4" | FOUL | 30.99 | 31.98 | | | | | 3(8) |
| JONES, KAREN | SO MARIAN (IND) | DNS | | | | | | | | 2 |
| BAILEY, KATHERINE | JR FRIENDS | FOUL | FOUL | FOUL | PASS | | | | | 3 |

FLIGHT RESULTS

| Pl Name | Yr Team | Mark | Rnd 1 | Rnd 2 | Rnd 3 | Rnd 4 | Rnd 5 | Rnd 6 | |
|----------------------|-----------------|---------------------|-------|-------|-------|-------|-------|-------|--|
| Flight 1 of 3 | | | | | | | | | |
| 1 GEISLER, SERI | SO VALLEY CIT | 52.68m 172' 10 1/4" | 46.90 | 48.56 | FOUL | 52.68 | 49.29 | 48.43 | |
| 2 DELL, BAILEY | JR NORTHWES | 48.76m 160' 0" | 47.61 | 47.27 | 45.58 | 48.76 | 45.82 | FOUL | |
| 3 NELSON, MADELEINE | SR NORTHWES | 42.76m 140' 3 3/4" | 42.76 | 42.49 | FOUL | 41.24 | FOUL | 40.41 | |
| 4 KNEIFL, KATI | SO MORNINGSI | 39.63m 130' 0 1/2" | 38.66 | FOUL | 39.63 | | | | |
| 5 RUSSELL, PEYTON | SR WALDORF | 39.51m 129' 7 3/4" | 39.51 | FOUL | FOUL | | | | |
| 6 GARDNER, JESSICA | FR KANSAS WE | 36.92m 121' 1 3/4" | 34.93 | FOUL | 36.92 | | | | |
| 7 CASE, SAVANAH | SR MIDAMERIC | 36.47m 119' 8" | 36.47 | FOUL | FOUL | | | | |
| 8 MEYER, SYDNEY | SR CONCORDIA | 35.68m 117' 1" | FOUL | 35.50 | 35.68 | | | | |
| Flight 2 of 3 | | | | | | | | | |
| 1 MCDOUGALD, KENDYL | JR MIDAMERIC | 45.14m 148' 1 1/2" | 41.63 | 40.21 | FOUL | 45.14 | FOUL | 40.73 | |
| 2 GOKIE, KYLIE | SR DOANE | 41.65m 136' 8" | 41.65 | 40.11 | FOUL | 40.27 | 40.27 | 40.79 | |
| 3 THOMSEN, MAITLYN | SO DOANE | 41.15m 135' 0 1/4" | 34.33 | FOUL | 40.74 | FOUL | 41.15 | 41.15 | |
| 4 EICKHOFF, JASMINE | SO CONCORDIA | 40.59m 133' 2 1/4" | FOUL | 38.11 | 40.59 | 39.94 | FOUL | FOUL | |
| 5 ORNELAS, SELENA | JR SOUTHWES | 38.67m 126' 10 3/4" | 35.37 | 33.64 | 38.67 | | | | |
| 6 YANCEY, LAURA | SO OTTAWA | 35.49m 116' 5 1/2" | 34.54 | FOUL | 35.49 | | | | |
| 7 WELLS, TAYLOR | SR GRAND VIE | 34.43m 112' 11 3/4" | 31.20 | FOUL | 34.43 | | | | |
| JONES, KAREN | SO MARIAN (IND) | DNS | | | | | | | |
| Flight 3 of 3 | | | | | | | | | |
| 1 BRADLEY, KYLIE | SR OLIVET NAZ | 45.64m 149' 9" | 44.03 | 45.28 | 43.14 | 45.64 | 44.94 | 44.55 | |
| 2 SVOBODA, KATRICIA | SR CONCORDIA | 42.97m 141' 0" | 40.26 | 42.97 | FOUL | FOUL | 40.57 | 41.59 | |
| 3 MILLER, ANNA | SO NORTHWES | 40.69m 133' 6 1/4" | FOUL | 34.10 | 40.59 | 40.69 | FOUL | 39.97 | |
| 4 COSBY, SHANA | FR GREAT FALL | 39.72m 130' 4" | 33.52 | 39.72 | FOUL | | | | |
| 5 SCHMIDT, CRYSTAL | SR CARROLL | 39.67m 130' 2" | 39.15 | FOUL | 39.67 | | | | |
| 6 ZOLLMAN, KARIANNE | SO EASTERN O | 37.12m 121' 9 3/4" | 36.97 | 32.76 | 37.12 | | | | |
| 7 HARMAN, BRIANNA | SO CAMPBELLS | 35.64m 116' 11 1/2" | FOUL | 31.67 | 35.64 | | | | |
| 8 KLEIN, KEITON | FR CARROLL | 31.98m 104' 11 1/4" | FOUL | 30.99 | 31.98 | | | | |
| BAILEY, KATHERINE | JR FRIENDS | FOUL | FOUL | FOUL | PASS | | | | |

#41 Women's Outdoor Heptathlon

| Pl Name | Points | 100H | High Jump | Shot Put | 200 | Long Jump | Javelin | 800 |
|------------------|--------|--------|-----------|------------|--------|-------------------|-------------|---------|
| 1 COLLIER, BECKY | 5178 | 15.09 | 1.76m | 10.28m | 26.48 | 5.56m | 35.69m | 2:20.67 |
| WESTMONT | | (+0.4) | 5' 9 1/4" | 33' 9" | (-0.1) | 18' 3" (+2.9) | 117' 1 1/2" | |
| Team Points: 10 | | 830 | 928 | 548 | 756 | 717 | 585 | 814 |
| 2 HOUSTON, ANNA | 4861 | 15.20 | 1.67m | 11.91m | 26.89 | 5.06m | 40.64m | 2:37.98 |
| WILLIAM WOODS | | (+0.8) | 5' 5 3/4" | 39' 1 1/4" | (-0.1) | 16' 7 1/4" (+2.9) | 133' 4 1/4" | |
| Team Points: 8 | | 815 | 818 | 655 | 721 | 576 | 680 | 596 |

NAIA OUTDOOR TRACK & FIELD CHAMPIONSHIPS 2017

Gulf Shores, AL

Mickey Miller Blackwell Stadium

Weather: Sunny & Clear, Th- 80, Fr- 83, Sa- 84

Host: Gulf Shores Sports Commission

5/25/2017 - 5/27/2017

MEET OFFICIALS

Meet Director:

Houston Young

Meet Referee:

Lawhorn/Thurber/ Mitchell

Timing:

www.cfpitiming.com



OFFICIAL MEET REPORT

printed: 5/27/2017 7:53 PM

RESULTS

#41 Women's Outdoor Heptathlon (cont'd)

| Pl | Name | Points | 100H | High Jump | Shot Put | 200 | Long Jump | Javelin | 800 |
|----|--|--------|------------------------|----------------------------|------------------------------|------------------------|-----------------------------------|-------------------------------|---------|
| 3 | VAN HARN, MEGA WILLIAM WOODS Team Points: 6 | 4813 | 15.20 (+0.5) 815 | 1.49m 4' 10 1/2" 610 | 11.49m 37' 8 3/4" 627 | 26.17 (-0.1) 782 | 5.06m 16' 7 1/4 (+1.8) 576 | 34.75m 114' 0 1/2" 567 | 2:19.06 |
| 4 | RICHMOND, JENN WILLIAM JESSUP Team Points: 5 | 4642 | 15.36 (-2.0) 795 | 1.49m 4' 10 1/2" 610 | 11.20m 36' 9 1/4" 608 | 26.44 (-0.1) 759 | 4.55m 14' 11 1/4 (+1.9) 441 | 40.61m 133' 3" 679 | 2:25.52 |
| 5 | ISAACS, TYANN FRIENDS Team Points: 4 | 4640 | 15.67 (-2.0) 755 | 1.52m 4' 11 3/4" 644 | 11.57m 37' 11 3/4" 633 | 26.51 (-0.1) 753 | 4.82m 15' 9 3/4 (+2.3) 511 | 40.10m 131' 7" 669 | 2:31.44 |
| 6 | SCHAFFER, EMMA DAVENPORT Team Points: 3 | 4611 | 15.31 (+0.4) 801 | 1.58m 5' 2 1/4" 712 | 11.89m 39' 0 1/2" 654 | 27.10 (-0.1) 704 | 4.98m 16' 4 1/4 (+3.6) 554 | 30.48m 100' 0 1/4" 486 | 2:29.47 |
| 7 | BANKS, LEAH LOYOLA-NEW ORL Team Points: 2 | 4534 | 15.13 (+0.8) 825 | 1.46m 4' 9 1/2" 577 | 8.84m 29' 0 1/4" 454 | 26.14 (-0.1) 785 | 5.55m 18' 2 1/2 (+2.8) 715 | 27.79m 91' 2 1/4" 435 | 2:26.08 |
| 8 | ARELLANO, KAIAN JAMESTOWN Team Points: 1 | 4506 | 14.89 (+0.5) 856 | 1.67m 5' 5 3/4" 818 | 9.76m 32' 0 1/2" 514 | 26.56 (-0.1) 749 | 4.64m 15' 2 3/4 (+3.0) 464 | 25.10m 82' 4 1/2" 384 | 2:27.78 |
| 9 | PETTY, TYANNA RIO GRANDE | 4504 | 15.58 (+0.5) 767 | 1.52m 4' 11 3/4" 644 | 9.72m 31' 11" 511 | 25.73 (-0.1) 821 | 4.66m 15' 3 1/2 (+2.0) 469 | 27.32m 89' 7 3/4" 426 | 2:16.94 |
| 10 | SUPERIOR, TAYLO USC-BEAUFORT | 4492 | 15.19 (-2.0) 817 | 1.58m 5' 2 1/4" 712 | 9.28m 30' 5 1/2" 482 | 26.28 (-0.1) 773 | 5.19m 17' 0 1/2 (+1.7) 612 | 22.86m 75' 0 1/4" 342 | 2:25.21 |
| 11 | SCHMIDT, CRYSTA CARROLL | 4450 | 16.50 (+0.5) 654 | 1.61m 5' 3 1/4" 747 | 12.02m 39' 5 1/2" 662 | 28.14 (-0.1) 620 | 4.92m 16' 1 3/4 (+3.2) 538 | 43.27m 141' 11 3/4" 730 | 2:46.66 |
| 12 | VON ESSEN, AMBE OREGON TECH | 4426 | 16.21 (-2.0) 689 | 1.46m 4' 9 1/2" 577 | 9.59m 31' 5 3/4" 503 | 25.59 (-0.1) 833 | 5.13m 16' 10" (+3.2) 595 | 28.55m 93' 8 1/4" 449 | 2:23.27 |
| 13 | FAIMON, APRIL HASTINGS | 4233 | 15.34 (+0.4) 797 | 1.46m 4' 9 1/2" 577 | 11.85m 38' 10 3/4" 651 | 26.36 (-0.1) 766 | 4.87m 15' 11 3/4 (+3.4) 524 | 28.48m 93' 5 1/2" 448 | 2:49.43 |
| 14 | DODD, PAIGE EASTERN OREGO | 4207 | 16.26 (+0.8) 683 | 1.58m 5' 2 1/4" 712 | 8.92m 29' 3 1/2" 459 | 26.79 (-0.1) 729 | 4.70m 15' 5" (+1.3) 479 | 28.36m 93' 0 3/4" 446 | 2:29.49 |
| 15 | MORRISON, SAMA DAVENPORT | 4206 | 15.42 (+0.8) 787 | 1.58m 5' 2 1/4" 712 | 9.51m 31' 2 3/4" 497 | 26.78 (-0.1) 730 | 4.64m 15' 2 3/4 (+1.0) 464 | 26.04m 85' 5 1/2" 402 | 2:36.49 |
| 16 | LACOCK, BETHAN CARROLL | 4022 | 15.55 (+0.4) 770 | 1.55m 5' 1" 678 | 9.83m 32' 3 1/4" 518 | 26.29 (-0.1) 772 | 5.23m 17' 2" (+2.1) 623 | NM | 2:32.58 |

NAIA OUTDOOR TRACK & FIELD CHAMPIONSHIPS 2017

Gulf Shores, AL

Mickey Miller Blackwell Stadium

Weather: Sunny & Clear, Th- 80, Fr- 83, Sa- 84

Host: Gulf Shores Sports Commission

5/25/2017 - 5/27/2017

MEET OFFICIALS**Meet Director:**


Houston Young

Meet Referee:

Lawhorn/Thurber/ Mitchell

Timing:

www.cfpitiming.com

**OFFICIAL MEET REPORT**

printed: 5/27/2017 7:53 PM

RESULTS**#41-1 Women's Outdoor Heptathlon 100m Hurdles**

| | | | | | | |
|---|-------------------|-------|-----------------|-----------------|-----------|----------------|
| W | World | 12.20 | Keni Harrison | USA | 7/22/2016 | London, ENG |
| A | American | 12.26 | Brianna Rollins | Clemson | 6/22/2013 | Des Moines, IA |
| N | NAIA Championship | 13.28 | Crystal Bardsge | Embry-Riddle FL | 2012 | Marion, IN |
| C | College Outdoor | 12.39 | Brianna Rollins | Clemson | 6/8/2013 | Eugene, OR |

10:30 AM (Day 1):

| Pl | Name | Yr | Team | Time | Note | H(Pl) | Pts |
|----|--------------------|----|----------------|-------|--------|-------------|-----|
| 1 | ARELLANO, KAIANN | JR | JAMESTOWN | 14.89 | | (+0.5) 4(1) | 856 |
| 2 | COLLIER, BECKY | SR | WESTMONT | 15.09 | | (+0.4) 1(1) | 830 |
| 3 | BANKS, LEAH | SO | LOYOLA-NEW ORL | 15.13 | | (+0.8) 3(1) | 825 |
| 4 | SUPERIOR, TAYLOR | JR | USC-BEAUFORT | 15.19 | | (-2.0) 2(1) | 817 |
| 5 | HOUSTON, ANNA | SO | WILLIAM WOODS | 15.20 | 15.195 | (+0.8) 3(2) | 815 |
| 6 | VAN HARN, MEGAN | FR | WILLIAM WOODS | 15.20 | 15.199 | (+0.5) 4(2) | 815 |
| 7 | SCHAFFER, EMMA | FR | DAVENPORT | 15.31 | | (+0.4) 1(2) | 801 |
| 8 | FAIMON, APRIL | SR | HASTINGS | 15.34 | | (+0.4) 1(3) | 797 |
| 9 | RICHMOND, JENNAH | SR | WILLIAM JESSUP | 15.36 | | (-2.0) 2(2) | 795 |
| 10 | MORRISON, SAMANTHA | FR | DAVENPORT | 15.42 | | (+0.8) 3(3) | 787 |
| 11 | LACOCK, BETHANY | JR | CARROLL | 15.55 | | (+0.4) 1(4) | 770 |
| 12 | PETTY, TYANNA | JR | RIO GRANDE | 15.58 | | (+0.5) 4(3) | 767 |
| 13 | ISAACS, TYANN | JR | FRIENDS | 15.67 | | (-2.0) 2(3) | 755 |
| 14 | VON ESSEN, AMBER | SO | OREGON TECH | 16.21 | | (-2.0) 2(4) | 689 |
| 15 | DODD, PAIGE | SO | EASTERN OREGO | 16.26 | | (+0.8) 3(4) | 683 |
| 16 | SCHMIDT, CRYSTAL | SR | CARROLL | 16.50 | | (+0.5) 4(4) | 654 |

SECTION RESULTS

| Pl | Name | Yr | Team | Time | Note | Pts |
|-----------------------|--------------------|----|----------------|---------------------|--------|-----|
| Section 1 of 4 | | | | Wind: (+0.4) | | |
| 1 | COLLIER, BECKY | SR | WESTMONT | 15.09 | | 830 |
| 2 | SCHAFFER, EMMA | FR | DAVENPORT | 15.31 | | 801 |
| 3 | FAIMON, APRIL | SR | HASTINGS | 15.34 | | 797 |
| 4 | LACOCK, BETHANY | JR | CARROLL | 15.55 | | 770 |
| Section 2 of 4 | | | | Wind: (-2.0) | | |
| 1 | SUPERIOR, TAYLOR | JR | USC-BEAUFORT | 15.19 | | 817 |
| 2 | RICHMOND, JENNAH | SR | WILLIAM JESSUP | 15.36 | | 795 |
| 3 | ISAACS, TYANN | JR | FRIENDS | 15.67 | | 755 |
| 4 | VON ESSEN, AMBER | SO | OREGON TECH | 16.21 | | 689 |
| Section 3 of 4 | | | | Wind: (+0.8) | | |
| 1 | BANKS, LEAH | SO | LOYOLA-NEW ORL | 15.13 | | 825 |
| 2 | HOUSTON, ANNA | SO | WILLIAM WOODS | 15.20 | 15.195 | 815 |
| 3 | MORRISON, SAMANTHA | FR | DAVENPORT | 15.42 | | 787 |
| 4 | DODD, PAIGE | SO | EASTERN OREGO | 16.26 | | 683 |
| Section 4 of 4 | | | | Wind: (+0.5) | | |
| 1 | ARELLANO, KAIANN | JR | JAMESTOWN | 14.89 | | 856 |
| 2 | VAN HARN, MEGAN | FR | WILLIAM WOODS | 15.20 | 15.199 | 815 |
| 3 | PETTY, TYANNA | JR | RIO GRANDE | 15.58 | | 767 |
| 4 | SCHMIDT, CRYSTAL | SR | CARROLL | 16.50 | | 654 |

NAIA OUTDOOR TRACK & FIELD CHAMPIONSHIPS 2017

Gulf Shores, AL

Mickey Miller Blackwell Stadium

Weather: Sunny & Clear, Th- 80, Fr- 83, Sa- 84

Host: Gulf Shores Sports Commission

5/25/2017 - 5/27/2017

MEET OFFICIALS

Meet Director:


Houston Young

Meet Referee:

Lawhorn/Thurber/ Mitchell

Timing:

www.cfpitiming.com



OFFICIAL MEET REPORT

printed: 5/27/2017 7:53 PM

RESULTS

Women's Outdoor Heptathlon After 1 Events

| Pl | Athlete | Yr | Team | Points |
|----|-----------------|----|----------------|--------|
| 1 | ARELLANO, KAIAN | JR | JAMESTOWN | 856 |
| 2 | COLLIER, BECKY | SR | WESTMONT | 830 |
| 3 | BANKS, LEAH | SO | LOYOLA-NEW ORL | 825 |
| 4 | SUPERIOR, TAYLO | JR | USC-BEAUFORT | 817 |
| 5 | HOUSTON, ANNA | SO | WILLIAM WOODS | 815 |
| 5 | VAN HARN, MEGA | FR | WILLIAM WOODS | 815 |
| 7 | SCHAFFER, EMMA | FR | DAVENPORT | 801 |
| 8 | FAIMON, APRIL | SR | HASTINGS | 797 |
| 9 | RICHMOND, JENN | SR | WILLIAM JESSUP | 795 |
| 10 | MORRISON, SAMA | FR | DAVENPORT | 787 |
| 11 | LACOCK, BETHAN | JR | CARROLL | 770 |
| 12 | PETTY, TYANNA | JR | RIO GRANDE | 767 |
| 13 | ISAACS, TYANN | JR | FRIENDS | 755 |
| 14 | VON ESSEN, AMBE | SO | OREGON TECH | 689 |
| 15 | DODD, PAIGE | SO | EASTERN OREGON | 683 |
| 16 | SCHMIDT, CRYSTA | SR | CARROLL | 654 |

#41-2 Women's Outdoor Heptathlon High Jump

| | | | | | | |
|---|-------------------|-------|--------------------|-------------------|-----------|------------------|
| W | World | 2.09m | Stefka Kostadinova | BUL | 8/30/1987 | Rome, ITA |
| A | American | 2.05m | Chaunte Lowe | Nike | 6/26/2010 | Des Moines, IA |
| N | NAIA Championship | 1.89m | Latrese Johnson | Azusa Pacific, CA | 1991 | Stephenville, TX |
| C | College Outdoor | 1.99m | Brigetta Barrett | Arizona | 5/11/2013 | Los Angeles, CA |

11:05 AM (Day 1):


| Pl | Name | Yr | Team | Mark | 1.52 | 1.55 | 1.58 | 1.61 | 1.64 | 1.67 | 1.70 | 1.73 | 1.76 | 1.79 | Pts |
|----|--------------------|----|-------------|---|------|------|------|------|------|------|------|------|------|------|-----|
| 1 | COLLIER, BECKY | SR | WESTMONT | 1.76m 5' 9 ¹ / ₄ | P | P | O | P | O | XO | O | XXO | XO | XXX | 928 |
| 2 | HOUSTON, ANNA | SO | WILLIAM WO | 1.67m 5' 5 ³ / ₄ | XO | XO | O | XXO | XXO | XO | XXX | | | | 818 |
| 3 | ARELLANO, KAIANN | JR | JAMESTOW | 1.67m 5' 5 ³ / ₄ | XXO | XO | O | O | XO | XXO | XXX | | | | 818 |
| 4 | SCHMIDT, CRYSTAL | SR | CARROLL | 1.61m 5' 3 ¹ / ₄ | P | XO | O | O | XXX | | | | | | 747 |
| 5 | SUPERIOR, TAYLOR | JR | USC-BEAUF | 1.58m 5' 2 ¹ / ₄ | O | P | O | P | XXX | | | | | | 712 |
| 6 | SCHAFFER, EMMA | FR | DAVENPORT | 1.58m 5' 2 ¹ / ₄ | XO | XXO | O | XXX | | | | | | | 712 |
| 7 | DODD, PAIGE | SO | EASTERN O | 1.58m 5' 2 ¹ / ₄ | O | XO | XO | XXX | | | | | | | 712 |
| 8 | MORRISON, SAMANTHA | FR | DAVENPORT | 1.58m 5' 2 ¹ / ₄ | P | XO | XO | XXX | | | | | | | 712 |
| 9 | LACOCK, BETHANY | JR | CARROLL | 1.55m 5' 1" | XXO | XXO | XXX | | | | | | | | 678 |
| 10 | PETTY, TYANNA | JR | RIO GRAND | 1.52m 4' 11 ³ / ₄ | XXO | XXX | | | | | | | | | 644 |
| 10 | ISAACS, TYANN | JR | FRIENDS | 1.52m 4' 11 ³ / ₄ | XXO | XXX | | | | | | | | | 644 |
| 12 | RICHMOND, JENNAH | SR | WILLIAM JES | 1.49m 4' 10 ¹ / ₂ | XXX | | | | | | | | | | 610 |
| 13 | VAN HARN, MEGAN | FR | WILLIAM WO | 1.49m 4' 10 ¹ / ₂ | XXX | | | | | | | | | | 610 |
| Pl | Name | Yr | Team | Mark | 1.34 | 1.37 | 1.40 | 1.43 | 1.46 | 1.49 | Pts | | | | |
| 2 | HOUSTON, ANNA | SO | WILLIAM WO | (cont'd) | P | P | P | P | O | O | 818 | | | | |
| 5 | SUPERIOR, TAYLOR | JR | USC-BEAUF | (cont'd) | P | P | P | P | O | P | 712 | | | | |
| 6 | SCHAFFER, EMMA | FR | DAVENPORT | (cont'd) | O | P | O | P | O | O | 712 | | | | |
| 7 | DODD, PAIGE | SO | EASTERN O | (cont'd) | P | P | P | P | P | O | 712 | | | | |
| 8 | MORRISON, SAMANTHA | FR | DAVENPORT | (cont'd) | P | P | O | P | O | XO | 712 | | | | |
| 9 | LACOCK, BETHANY | JR | CARROLL | (cont'd) | P | P | P | P | O | XO | 678 | | | | |
| 10 | ISAACS, TYANN | JR | FRIENDS | (cont'd) | P | O | O | O | O | O | 644 | | | | |
| 12 | RICHMOND, JENNAH | SR | WILLIAM JES | 1.49m 4' 10 ¹ / ₂ | P | O | O | O | O | O | 610 | | | | |

NAIA OUTDOOR TRACK & FIELD CHAMPIONSHIPS 2017

Gulf Shores, AL
 Mickey Miller Blackwell Stadium
 Weather: Sunny & Clear, Th- 80, Fr- 83, Sa- 84
 Host: Gulf Shores Sports Commission
 5/25/2017 - 5/27/2017

MEET OFFICIALS

Meet Director:
 Houston Young
Meet Referee:
 Lawhorn/Thurber/ Mitchell
Timing:
 www.cfpitiming.com



OFFICIAL MEET REPORT
 printed: 5/27/2017 7:53 PM

RESULTS

#41-2 Women's Outdoor Heptathlon High Jump (cont'd)

| Pl | Athlete | Yr | Team | Height | 1st | 2nd | 3rd | 4th | 5th | 6th | 7th | 8th | 9th | 10th | Points |
|----|------------------|----|------------|---|-----|-----|-----|-----|-----|-----|-----|-----|-----|------|--------|
| 13 | VAN HARN, MEGAN | FR | WILLIAM WO | 1.49m 4' 10 ¹ / ₂ | O | O | XO | XXO | O | XXO | | | | | 610 |
| 14 | FAIMON, APRIL | SR | HASTINGS | 1.46m 4' 9 ¹ / ₂ | P | O | O | O | XO | XXX | | | | | 577 |
| 15 | VON ESSEN, AMBER | SO | OREGON TE | 1.46m 4' 9 ¹ / ₂ | XO | XO | O | XXO | XO | XXX | | | | | 577 |
| 16 | BANKS, LEAH | SO | LOYOLA-NE | 1.46m 4' 9 ¹ / ₂ | P | O | O | O | XXO | XXX | | | | | 577 |

Women's Outdoor Heptathlon After 2 Events

| Pl | Athlete | Yr | Team | Points |
|----|-----------------|----|----------------|--------|
| 1 | COLLIER, BECKY | SR | WESTMONT | 1758 |
| 2 | ARELLANO, KAIAN | JR | JAMESTOWN | 1674 |
| 3 | HOUSTON, ANNA | SO | WILLIAM WOODS | 1633 |
| 4 | SUPERIOR, TAYLO | JR | USC-BEAUFORT | 1529 |
| 5 | SCHAFFER, EMMA | FR | DAVENPORT | 1513 |
| 6 | MORRISON, SAMA | FR | DAVENPORT | 1499 |
| 7 | LACOCK, BETHAN | JR | CARROLL | 1448 |
| 8 | VAN HARN, MEGA | FR | WILLIAM WOODS | 1425 |
| 9 | PETTY, TYANNA | JR | RIO GRANDE | 1411 |
| 10 | RICHMOND, JENN | SR | WILLIAM JESSUP | 1405 |
| 11 | BANKS, LEAH | SO | LOYOLA-NEW ORL | 1402 |
| 12 | SCHMIDT, CRYSTA | SR | CARROLL | 1401 |
| 13 | ISAACS, TYANN | JR | FRIENDS | 1399 |
| 14 | DODD, PAIGE | SO | EASTERN OREGON | 1395 |
| 15 | FAIMON, APRIL | SR | HASTINGS | 1374 |
| 16 | VON ESSEN, AMBE | SO | OREGON TECH | 1266 |

#41-3 Women's Outdoor Heptathlon Shot Put

| World | 22.63m | Natalya Lisovskaya | URS | 6/7/1987 | Moscow, RUS |
|---------------------|--------|--------------------|-------------------|-----------|-----------------|
| A American | 20.24m | Michelle Carter | Nike | 6/22/2013 | Des Moines, IA |
| N NAIA Championship | 18.17m | Vivian Chukwuemeka | Azusa Pacific, CA | 2002 | Olathe, KS |
| C College Outdoor | 19.35m | Raven Saunders | Mississippi | 8/12/2016 | Rio de Janeiro, |

12:05 PM (Day 1):

| Pl | Name | Yr | Team | Mark | Rnd 1 | Rnd 2 | Rnd 3 | Rnd 4 | Rnd 5 | Rnd 6 | Pts |
|----|--------------------|----|-------------|---|-------|-------|-------|-------|-------|-------|-----|
| 1 | SCHMIDT, CRYSTAL | SR | CARROLL | 12.02m 39' 5 ¹ / ₂ | 12.02 | 11.18 | 11.75 | | | | 662 |
| 2 | HOUSTON, ANNA | SO | WILLIAM WO | 11.91m 39' 1 ¹ / ₄ | 10.83 | 10.68 | 11.91 | | | | 655 |
| 3 | SCHAFFER, EMMA | FR | DAVENPORT | 11.89m 39' 0 ¹ / ₂ | 11.43 | 11.89 | 11.77 | | | | 654 |
| 4 | FAIMON, APRIL | SR | HASTINGS | 11.85m 38' 10 ³ / ₄ | 11.11 | FOUL | 11.85 | | | | 651 |
| 5 | ISAACS, TYANN | JR | FRIENDS | 11.57m 37' 11 ³ / ₄ | 10.14 | 11.57 | 11.28 | | | | 633 |
| 6 | VAN HARN, MEGAN | FR | WILLIAM WO | 11.49m 37' 8 ³ / ₄ | 11.49 | FOUL | 10.76 | | | | 627 |
| 7 | RICHMOND, JENNAH | SR | WILLIAM JES | 11.20m 36' 9 ¹ / ₄ | 10.65 | 11.01 | 11.20 | | | | 608 |
| 8 | COLLIER, BECKY | SR | WESTMONT | 10.28m 33' 9" | 10.08 | 10.28 | 9.93 | | | | 548 |
| 9 | LACOCK, BETHANY | JR | CARROLL | 9.83m 32' 3 ¹ / ₄ | 9.83 | 9.54 | 9.07 | | | | 518 |
| 10 | ARELLANO, KAIANN | JR | JAMESTOW | 9.76m 32' 0 ¹ / ₂ | 9.76 | 9.58 | 8.70 | | | | 514 |
| 11 | PETTY, TYANNA | JR | RIO GRAND | 9.72m 31' 11" | 9.45 | 9.72 | 9.68 | | | | 511 |
| 12 | VON ESSEN, AMBER | SO | OREGON TE | 9.59m 31' 5 ³ / ₄ | 9.59 | 8.51 | 8.51 | | | | 503 |
| 13 | MORRISON, SAMANTHA | FR | DAVENPORT | 9.51m 31' 2 ³ / ₄ | 8.71 | 9.51 | 8.92 | | | | 497 |
| 14 | SUPERIOR, TAYLOR | JR | USC-BEAUF | 9.28m 30' 5 ¹ / ₂ | 9.28 | 8.81 | 8.62 | | | | 482 |
| 15 | DODD, PAIGE | SO | EASTERN O | 8.92m 29' 3 ¹ / ₂ | 8.92 | 8.67 | 8.79 | | | | 459 |
| 16 | BANKS, LEAH | SO | LOYOLA-NE | 8.84m 29' 0 ¹ / ₄ | 8.84 | 8.83 | 8.82 | | | | 454 |

NAIA OUTDOOR TRACK & FIELD CHAMPIONSHIPS 2017

Gulf Shores, AL

Mickey Miller Blackwell Stadium

Weather: Sunny & Clear, Th- 80, Fr- 83, Sa- 84

Host: Gulf Shores Sports Commission

5/25/2017 - 5/27/2017

MEET OFFICIALS**Meet Director:**


Houston Young

Meet Referee:

Lawhorn/Thurber/ Mitchell

Timing:

www.cfpitiming.com

**OFFICIAL MEET REPORT**

printed: 5/27/2017 7:53 PM

RESULTS**Women's Outdoor Heptathlon After 3 Events**

| Pl | Athlete | Yr | Team | Points |
|----|-----------------|----|----------------|--------|
| 1 | COLLIER, BECKY | SR | WESTMONT | 2306 |
| 2 | HOUSTON, ANNA | SO | WILLIAM WOODS | 2288 |
| 3 | ARELLANO, KAIAN | JR | JAMESTOWN | 2188 |
| 4 | SCHAFFER, EMMA | FR | DAVENPORT | 2167 |
| 5 | SCHMIDT, CRYSTA | SR | CARROLL | 2063 |
| 6 | VAN HARN, MEGA | FR | WILLIAM WOODS | 2052 |
| 7 | ISAACS, TYANN | JR | FRIENDS | 2032 |
| 8 | FAIMON, APRIL | SR | HASTINGS | 2025 |
| 9 | RICHMOND, JENN | SR | WILLIAM JESSUP | 2013 |
| 10 | SUPERIOR, TAYLO | JR | USC-BEAUFORT | 2011 |
| 11 | MORRISON, SAMA | FR | DAVENPORT | 1996 |
| 12 | LACOCK, BETHAN | JR | CARROLL | 1966 |
| 13 | PETTY, TYANNA | JR | RIO GRANDE | 1922 |
| 14 | BANKS, LEAH | SO | LOYOLA-NEW ORL | 1856 |
| 15 | DODD, PAIGE | SO | EASTERN OREGON | 1854 |
| 16 | VON ESSEN, AMBE | SO | OREGON TECH | 1769 |

#41-4 Women's Outdoor Heptathlon 200 Meters

| | | | | | | |
|---|-------------------|-------|--------------------------|-----------------------|-----------|------------|
| W | World | 21.34 | Florence Griffith-Joyner | USA | 9/29/1988 | Seoul, KOR |
| A | American | 21.34 | Florence Griffith Joyner | World Class AC | 9/29/1988 | Seoul, KOR |
| N | NAIA Championship | 23.10 | Sevethedn Fynes | Southern- New Orleans | | |
| C | College Outdoor | 22.04 | Dawn Sowell | L.S.U. | 6/2/1989 | Provo, UT |

1:00 PM (Day 1):

| Pl | Name | Yr | Team | Time | Note | H(Pl) | Pts |
|----|--------------------|----|-------------------|-------|--------|-------|-----|
| 1 | VON ESSEN, AMBER | | SO OREGON TECH | 25.59 | (-0.1) | 1(1) | 833 |
| 2 | PETTY, TYANNA | | JR RIO GRANDE | 25.73 | (-0.1) | 2(1) | 821 |
| 3 | BANKS, LEAH | | SO LOYOLA-NEW ORL | 26.14 | (-0.1) | 2(2) | 785 |
| 4 | VAN HARN, MEGAN | | FR WILLIAM WOODS | 26.17 | (-0.1) | 1(2) | 782 |
| 5 | SUPERIOR, TAYLOR | | JR USC-BEAUFORT | 26.28 | (-0.1) | 2(3) | 773 |
| 6 | LACOCK, BETHANY | | JR CARROLL | 26.29 | (-0.1) | 1(3) | 772 |
| 7 | FAIMON, APRIL | | SR HASTINGS | 26.36 | (-0.1) | 1(4) | 766 |
| 8 | RICHMOND, JENNAH | | SR WILLIAM JESSUP | 26.44 | (-0.1) | 2(4) | 759 |
| 9 | COLLIER, BECKY | | SR WESTMONT | 26.48 | (-0.1) | 2(5) | 756 |
| 10 | ISAACS, TYANN | | JR FRIENDS | 26.51 | (-0.1) | 1(5) | 753 |
| 11 | ARELLANO, KAIANN | | JR JAMESTOWN | 26.56 | (-0.1) | 1(6) | 749 |
| 12 | MORRISON, SAMANTHA | | FR DAVENPORT | 26.78 | (-0.1) | 1(7) | 730 |
| 13 | DODD, PAIGE | | SO EASTERN OREGO | 26.79 | (-0.1) | 2(6) | 729 |
| 14 | HOUSTON, ANNA | | SO WILLIAM WOODS | 26.89 | (-0.1) | 2(7) | 721 |
| 15 | SCHAFFER, EMMA | | FR DAVENPORT | 27.10 | (-0.1) | 1(8) | 704 |
| 16 | SCHMIDT, CRYSTAL | | SR CARROLL | 28.14 | (-0.1) | 2(8) | 620 |

SECTION RESULTS

| Pl | Name | Yr | Team | Time | Note | Pts |
|-----------------------|------------------|----|------------------|-------|------|-----|
| Section 1 of 2 | | | | | | |
| Wind: (-0.1) | | | | | | |
| 1 | VON ESSEN, AMBER | | SO OREGON TECH | 25.59 | | 833 |
| 2 | VAN HARN, MEGAN | | FR WILLIAM WOODS | 26.17 | | 782 |
| 3 | LACOCK, BETHANY | | JR CARROLL | 26.29 | | 772 |

NAIA OUTDOOR TRACK & FIELD CHAMPIONSHIPS 2017

Gulf Shores, AL

Mickey Miller Blackwell Stadium

Weather: Sunny & Clear, Th- 80, Fr- 83, Sa- 84

Host: Gulf Shores Sports Commission

5/25/2017 - 5/27/2017

MEET OFFICIALS

Meet Director:


Houston Young

Meet Referee:

Lawhorn/Thurber/ Mitchell

Timing:

www.cfpitiming.com



OFFICIAL MEET REPORT

printed: 5/27/2017 7:53 PM

RESULTS

#41-4 Women's Outdoor Heptathlon 200 Meters (cont'd)

| Pl | Name | Yr | Team | Time | Note | Pts |
|-----------------------|--------------------|----|----------------|---------------------|------|-----|
| 4 | FAIMON, APRIL | SR | HASTINGS | 26.36 | | 766 |
| 5 | ISAACS, TYANN | JR | FRIENDS | 26.51 | | 753 |
| 6 | ARELLANO, KAIANN | JR | JAMESTOWN | 26.56 | | 749 |
| 7 | MORRISON, SAMANTHA | FR | DAVENPORT | 26.78 | | 730 |
| 8 | SCHAFFER, EMMA | FR | DAVENPORT | 27.10 | | 704 |
| Section 2 of 2 | | | | Wind: (-0.1) | | |
| 1 | PETTY, TYANNA | JR | RIO GRANDE | 25.73 | | 821 |
| 2 | BANKS, LEAH | SO | LOYOLA-NEW ORL | 26.14 | | 785 |
| 3 | SUPERIOR, TAYLOR | JR | USC-BEAUFORT | 26.28 | | 773 |
| 4 | RICHMOND, JENNAH | SR | WILLIAM JESSUP | 26.44 | | 759 |
| 5 | COLLIER, BECKY | SR | WESTMONT | 26.48 | | 756 |
| 6 | DODD, PAIGE | SO | EASTERN OREGO | 26.79 | | 729 |
| 7 | HOUSTON, ANNA | SO | WILLIAM WOODS | 26.89 | | 721 |
| 8 | SCHMIDT, CRYSTAL | SR | CARROLL | 28.14 | | 620 |

Women's Outdoor Heptathlon After 4 Events

| Pl | Athlete | Yr | Team | Points |
|----|-----------------|----|----------------|--------|
| 1 | COLLIER, BECKY | SR | WESTMONT | 3062 |
| 2 | HOUSTON, ANNA | SO | WILLIAM WOODS | 3009 |
| 3 | ARELLANO, KAIAN | JR | JAMESTOWN | 2937 |
| 4 | SCHAFFER, EMMA | FR | DAVENPORT | 2871 |
| 5 | VAN HARN, MEGA | FR | WILLIAM WOODS | 2834 |
| 6 | FAIMON, APRIL | SR | HASTINGS | 2791 |
| 7 | ISAACS, TYANN | JR | FRIENDS | 2785 |
| 8 | SUPERIOR, TAYLO | JR | USC-BEAUFORT | 2784 |
| 9 | RICHMOND, JENN | SR | WILLIAM JESSUP | 2772 |
| 10 | PETTY, TYANNA | JR | RIO GRANDE | 2743 |
| 11 | LACOCK, BETHAN | JR | CARROLL | 2738 |
| 12 | MORRISON, SAMA | FR | DAVENPORT | 2726 |
| 13 | SCHMIDT, CRYSTA | SR | CARROLL | 2683 |
| 14 | BANKS, LEAH | SO | LOYOLA-NEW ORL | 2641 |
| 15 | VON ESSEN, AMBE | SO | OREGON TECH | 2602 |
| 16 | DODD, PAIGE | SO | EASTERN OREGON | 2583 |

#41-5 Women's Outdoor Heptathlon Long Jump

| | | | | | | |
|---|-------------------|-------|----------------------|--------------|-----------|-----------------|
| W | World | 7.52m | Galina Chistyakova | USSR | 6/11/1988 | St. Petersburg, |
| A | American | 7.49m | Jackie Joyner-Kersey | Honda | 5/22/1994 | New York, NY |
| N | NAIA Championship | 6.70m | Ruky Abdulai | Simon Fraser | 2007 | Fresno, CA |
| C | College Outdoor | 6.99m | Jackie Joyner-Kersey | U.C.L.A. | 5/4/1985 | Westwood, CA |

10:30 AM (Day 2):

| Pl | Name | Yr | Team | Mark | | Rnd 1 | Rnd 2 | Rnd 3 | Rnd 4 | Rnd 5 | Rnd 6 | Pts |
|----|------------------|----|------------|------------------|--------|-------------|-------------|-------------|-------|-------|-------|-----|
| 1 | COLLIER, BECKY | SR | WESTMONT | 5.56m 18' 3" | (+2.9) | 5.56 (+2.9) | 5.43 (+2.1) | PASS | | | | 717 |
| 2 | BANKS, LEAH | SO | LOYOLA-NE | 5.55m 18' 2 1/2" | (+2.8) | FOUL | 5.55 (+2.8) | 5.39 (+1.8) | | | | 715 |
| 3 | LACOCK, BETHANY | JR | CARROLL | 5.23m 17' 2" | (+2.1) | 5.22 (+3.0) | 5.23 (+2.1) | 5.08 (+1.8) | | | | 623 |
| 4 | SUPERIOR, TAYLOR | JR | USC-BEAUF | 5.19m 17' 0 1/2" | (+1.7) | 5.06 (+2.8) | 4.94 (+1.8) | 5.19 (+1.7) | | | | 612 |
| 5 | VON ESSEN, AMBER | SO | OREGON TE | 5.13m 16' 10" | (+3.2) | FOUL | 5.08 (+1.0) | 5.13 (+3.2) | | | | 595 |
| 6 | VAN HARN, MEGAN | FR | WILLIAM WO | 5.06m 16' 7 1/4" | (+1.8) | 4.66 (+3.1) | 5.06 (+1.8) | 4.95 (+2.1) | | | | 576 |

NAIA OUTDOOR TRACK & FIELD CHAMPIONSHIPS 2017

Gulf Shores, AL

Mickey Miller Blackwell Stadium

Weather: Sunny & Clear, Th- 80, Fr- 83, Sa- 84

Host: Gulf Shores Sports Commission

5/25/2017 - 5/27/2017

MEET OFFICIALS

Meet Director:


Houston Young

Meet Referee:

Lawhorn/Thurber/ Mitchell

Timing:

www.cfpitiming.com



OFFICIAL MEET REPORT

printed: 5/27/2017 7:53 PM

RESULTS

#41-5 Women's Outdoor Heptathlon Long Jump (cont'd)

10:30 AM (Day 2):

| Pl | Name | Yr | Team | Mark | Rnd 1 | Rnd 2 | Rnd 3 | Rnd 4 | Rnd 5 | Rnd 6 | Pts |
|----|--------------------|----|----------------|---|-------------|-------------|-------------|-------|-------|-------|-----|
| 7 | HOUSTON, ANNA | | SO WILLIAM WO | 5.06m 16' 7 ¹ / ₄ (+2.9) | 4.86 (+3.4) | 4.79 (+2.0) | 5.06 (+2.9) | | | | 576 |
| 8 | SCHAFER, EMMA | | FR DAVENPORT | 4.98m 16' 4 ¹ / ₄ (+3.6) | 4.74 (+0.1) | 4.94 (+2.1) | 4.98 (+3.6) | | | | 554 |
| 9 | SCHMIDT, CRYSTAL | | SR CARROLL | 4.92m 16' 1 ³ / ₄ (+3.2) | 4.68 (+2.0) | 4.92 (+3.2) | 4.69 (+3.2) | | | | 538 |
| 10 | FAIMON, APRIL | | SR HASTINGS | 4.87m 15' 11 ³ / ₄ (+3.4) | 4.87 (+3.4) | FOUL | 4.54 (+4.1) | | | | 524 |
| 11 | ISAACS, TYANN | | JR FRIENDS | 4.82m 15' 9 ³ / ₄ (+2.3) | 4.76 (+1.6) | 4.82 (+2.3) | 4.70 (+2.0) | | | | 511 |
| 12 | DODD, PAIGE | | SO EASTERN O | 4.70m 15' 5" (+1.3) | 4.70 (+1.3) | 4.51 (+2.6) | FOUL | | | | 479 |
| 13 | PETTY, TYANNA | | JR RIO GRAND | 4.66m 15' 3 ¹ / ₂ (+2.0) | 4.55 (+2.6) | FOUL | 4.66 (+2.0) | | | | 469 |
| 14 | MORRISON, SAMANTHA | | FR DAVENPORT | 4.64m 15' 2 ³ / ₄ (+1.0) | 4.27 (+2.4) | 4.54 (+1.5) | 4.64 (+1.0) | | | | 464 |
| 15 | ARELLANO, KAIANN | | JR JAMESTOW | 4.64m 15' 2 ³ / ₄ (+3.0) | 4.12 (+1.7) | 4.64 (+3.0) | 4.54 (+1.6) | | | | 464 |
| 16 | RICHMOND, JENNAH | | SR WILLIAM JES | 4.55m 14' 11 ¹ / ₄ (+1.9) | 4.50 (+2.0) | 4.14 (+2.0) | 4.55 (+1.9) | | | | 441 |

Women's Outdoor Heptathlon After 5 Events

| Pl | Athlete | Yr | Team | Points |
|----|-----------------|----|----------------|--------|
| 1 | COLLIER, BECKY | SR | WESTMONT | 3779 |
| 2 | HOUSTON, ANNA | SO | WILLIAM WOODS | 3585 |
| 3 | SCHAFER, EMMA | FR | DAVENPORT | 3425 |
| 4 | VAN HARN, MEGA | FR | WILLIAM WOODS | 3410 |
| 5 | ARELLANO, KAIAN | JR | JAMESTOWN | 3401 |
| 6 | SUPERIOR, TAYLO | JR | USC-BEAUFORT | 3396 |
| 7 | LACOCK, BETHAN | JR | CARROLL | 3361 |
| 8 | BANKS, LEAH | SO | LOYOLA-NEW ORL | 3356 |
| 9 | FAIMON, APRIL | SR | HASTINGS | 3315 |
| 10 | ISAACS, TYANN | JR | FRIENDS | 3296 |
| 11 | SCHMIDT, CRYSTA | SR | CARROLL | 3221 |
| 12 | RICHMOND, JENN | SR | WILLIAM JESSUP | 3213 |
| 13 | PETTY, TYANNA | JR | RIO GRANDE | 3212 |
| 14 | VON ESSEN, AMBE | SO | OREGON TECH | 3197 |
| 15 | MORRISON, SAMA | FR | DAVENPORT | 3190 |
| 16 | DODD, PAIGE | SO | EASTERN OREGON | 3062 |

#41-6 Women's Outdoor Heptathlon Javelin

| | | | | | | |
|---|-------------------|--------|-------------------|----------------------|-----------|----------------|
| W | World | 72.28m | Barbora Spotakova | CZE | 9/13/2008 | Stuttgart, GER |
| A | American | 66.67m | Kara Winger | Asics | 6/25/2010 | Des Moines, IA |
| N | NAIA Championship | 56.09m | Liz Gleadle | British Columbia, BC | 2010 | Marion, IN |
| C | College Outdoor | 62.19m | Maggie Malone | Texas A&M | 6/9/2016 | Eugene, OR |

11:35 AM (Day 2):

| Pl | Name | Yr | Team | Mark | Rnd 1 | Rnd 2 | Rnd 3 | Rnd 4 | Rnd 5 | Rnd 6 | Pts |
|----|------------------|----|----------------|--|-------|-------|-------|-------|-------|-------|-----|
| 1 | SCHMIDT, CRYSTAL | | SR CARROLL | 43.27m 141' 11 ³ / ₄ | 43.27 | 36.64 | 38.56 | | | | 730 |
| 2 | HOUSTON, ANNA | | SO WILLIAM WO | 40.64m 133' 4 ¹ / ₄ | 34.56 | 35.94 | 40.64 | | | | 680 |
| 3 | RICHMOND, JENNAH | | SR WILLIAM JES | 40.61m 133' 3" | 34.30 | 34.68 | 40.61 | | | | 679 |
| 4 | ISAACS, TYANN | | JR FRIENDS | 40.10m 131' 7" | 34.83 | 35.73 | 40.10 | | | | 669 |
| 5 | COLLIER, BECKY | | SR WESTMONT | 35.69m 117' 1 ¹ / ₂ | FOUL | FOUL | 35.69 | | | | 585 |
| 6 | VAN HARN, MEGAN | | FR WILLIAM WO | 34.75m 114' 0 ¹ / ₂ | 27.88 | 30.71 | 34.75 | | | | 567 |
| 7 | SCHAFER, EMMA | | FR DAVENPORT | 30.48m 100' 0 ¹ / ₄ | 30.48 | 25.25 | 29.34 | | | | 486 |
| 8 | VON ESSEN, AMBER | | SO OREGON TE | 28.55m 93' 8 ¹ / ₄ | 26.12 | 28.55 | 22.88 | | | | 449 |

NAIA OUTDOOR TRACK & FIELD CHAMPIONSHIPS 2017

Gulf Shores, AL

Mickey Miller Blackwell Stadium

Weather: Sunny & Clear, Th- 80, Fr- 83, Sa- 84

Host: Gulf Shores Sports Commission

5/25/2017 - 5/27/2017

MEET OFFICIALS

Meet Director:


Houston Young

Meet Referee:

Lawhorn/Thurber/ Mitchell

Timing:

www.cfpitiming.com



OFFICIAL MEET REPORT

printed: 5/27/2017 7:53 PM

RESULTS

#41-6 Women's Outdoor Heptathlon Javelin (cont'd)

11:35 AM (Day 2):

| Pl | Name | Yr | Team | Mark | Rnd 1 | Rnd 2 | Rnd 3 | Rnd 4 | Rnd 5 | Rnd 6 | Pts |
|----|--------------------|----|-----------|-------------------|-------|-------|-------|-------|-------|-------|-----|
| 9 | FAIMON, APRIL | SR | HASTINGS | 28.48m 93' 5 1/2" | 28.48 | FOUL | FOUL | | | | 448 |
| 10 | DODD, PAIGE | SO | EASTERN O | 28.36m 93' 0 3/4" | 27.85 | 28.36 | FOUL | | | | 446 |
| 11 | BANKS, LEAH | SO | LOYOLA-NE | 27.79m 91' 2 1/4" | FOUL | FOUL | 27.79 | | | | 435 |
| 12 | PETTY, TYANNA | JR | RIO GRAND | 27.32m 89' 7 3/4" | 26.94 | 27.32 | FOUL | | | | 426 |
| 13 | MORRISON, SAMANTHA | FR | DAVENPORT | 26.04m 85' 5 1/2" | 26.04 | 24.60 | FOUL | | | | 402 |
| 14 | ARELLANO, KAIANN | JR | JAMESTOW | 25.10m 82' 4 1/2" | 24.99 | 24.14 | 25.10 | | | | 384 |
| 15 | SUPERIOR, TAYLOR | JR | USC-BEAUF | 22.86m 75' 0 1/4" | FOUL | FOUL | 22.86 | | | | 342 |
| | LACOCK, BETHANY | JR | CARROLL | NM | FOUL | FOUL | FOUL | | | | |

Women's Outdoor Heptathlon After 6 Events

| Pl | Athlete | Yr | Team | Points |
|----|-----------------|----|----------------|--------|
| 1 | COLLIER, BECKY | SR | WESTMONT | 4364 |
| 2 | HOUSTON, ANNA | SO | WILLIAM WOODS | 4265 |
| 3 | VAN HARN, MEGA | FR | WILLIAM WOODS | 3977 |
| 4 | ISAACS, TYANN | JR | FRIENDS | 3965 |
| 5 | SCHMIDT, CRYSTA | SR | CARROLL | 3951 |
| 6 | SCHAFFER, EMMA | FR | DAVENPORT | 3911 |
| 7 | RICHMOND, JENN | SR | WILLIAM JESSUP | 3892 |
| 8 | BANKS, LEAH | SO | LOYOLA-NEW ORL | 3791 |
| 9 | ARELLANO, KAIAN | JR | JAMESTOWN | 3785 |
| 10 | FAIMON, APRIL | SR | HASTINGS | 3763 |
| 11 | SUPERIOR, TAYLO | JR | USC-BEAUFORT | 3738 |
| 12 | VON ESSEN, AMBE | SO | OREGON TECH | 3646 |
| 13 | PETTY, TYANNA | JR | RIO GRANDE | 3638 |
| 14 | MORRISON, SAMA | FR | DAVENPORT | 3592 |
| 15 | DODD, PAIGE | SO | EASTERN OREGON | 3508 |
| 16 | LACOCK, BETHAN | JR | CARROLL | 3361 |

#41-7 Women's Outdoor Heptathlon 800 Meters

| | | | | | | |
|---|-------------------|---------|-----------------------|------------------|-----------|--------------|
| W | World | 1:53.28 | Jarmila Kratochvilova | TCH | 7/26/1983 | Munich, GER |
| A | American | 1:56.40 | Jearl Miles Clark | Reebok | 8/11/1999 | Zurich, SWI |
| N | NAIA Championship | 2:02.12 | Helen Crofts | Simon Fraser, BC | 2011 | Marion, IN |
| C | College Outdoor | 1:59.10 | Raevyn Rogers | Oregon | 4/15/2017 | Torrance, CA |

12:30 PM (Day 2):

| Pl | Name | Yr | Team | Time | Note | Pts |
|----|------------------|----|----------------|---------|------|-----|
| 1 | PETTY, TYANNA | JR | RIO GRANDE | 2:16.94 | | 866 |
| 2 | VAN HARN, MEGAN | FR | WILLIAM WOODS | 2:19.06 | | 836 |
| 3 | COLLIER, BECKY | SR | WESTMONT | 2:20.67 | | 814 |
| 4 | VON ESSEN, AMBER | SO | OREGON TECH | 2:23.27 | | 780 |
| 5 | SUPERIOR, TAYLOR | JR | USC-BEAUFORT | 2:25.21 | | 754 |
| 6 | RICHMOND, JENNAH | SR | WILLIAM JESSUP | 2:25.52 | | 750 |
| 7 | BANKS, LEAH | SO | LOYOLA-NEW ORL | 2:26.08 | | 743 |
| 8 | ARELLANO, KAIANN | JR | JAMESTOWN | 2:27.78 | | 721 |
| 9 | SCHAFFER, EMMA | FR | DAVENPORT | 2:29.47 | | 700 |
| 10 | DODD, PAIGE | SO | EASTERN OREGO | 2:29.49 | | 699 |
| 11 | ISAACS, TYANN | JR | FRIENDS | 2:31.44 | | 675 |

NAIA OUTDOOR TRACK & FIELD CHAMPIONSHIPS 2017

Gulf Shores, AL

Mickey Miller Blackwell Stadium

Weather: Sunny & Clear, Th- 80, Fr- 83, Sa- 84

Host: Gulf Shores Sports Commission

5/25/2017 - 5/27/2017

MEET OFFICIALS**Meet Director:**


Houston Young

Meet Referee:

Lawhorn/Thurber/ Mitchell

Timing:

www.cfpitiming.com

**OFFICIAL MEET REPORT**

printed: 5/27/2017 7:53 PM

RESULTS**#41-7 Women's Outdoor Heptathlon 800 Meters (cont'd)**

12:30 PM (Day 2):

| Pl | Name | Yr | Team | Time | Note | Pts |
|----|--------------------|----|---------------|---------|------|-----|
| 12 | LACOCK, BETHANY | JR | CARROLL | 2:32.58 | | 661 |
| 13 | MORRISON, SAMANTHA | FR | DAVENPORT | 2:36.49 | | 614 |
| 14 | HOUSTON, ANNA | SO | WILLIAM WOODS | 2:37.98 | | 596 |
| 15 | SCHMIDT, CRYSTAL | SR | CARROLL | 2:46.66 | | 499 |
| 16 | FAIMON, APRIL | SR | HASTINGS | 2:49.43 | | 470 |

Women's Outdoor Heptathlon After 7 Events

| Pl | Athlete | Yr | Team | Points |
|----|-----------------|----|----------------|--------|
| 1 | COLLIER, BECKY | SR | WESTMONT | 5178 |
| 2 | HOUSTON, ANNA | SO | WILLIAM WOODS | 4861 |
| 3 | VAN HARN, MEGA | FR | WILLIAM WOODS | 4813 |
| 4 | RICHMOND, JENN | SR | WILLIAM JESSUP | 4642 |
| 5 | ISAACS, TYANN | JR | FRIENDS | 4640 |
| 6 | SCHAFFER, EMMA | FR | DAVENPORT | 4611 |
| 7 | BANKS, LEAH | SO | LOYOLA-NEW ORL | 4534 |
| 8 | ARELLANO, KAIAN | JR | JAMESTOWN | 4506 |
| 9 | PETTY, TYANNA | JR | RIO GRANDE | 4504 |
| 10 | SUPERIOR, TAYLO | JR | USC-BEAUFORT | 4492 |
| 11 | SCHMIDT, CRYSTA | SR | CARROLL | 4450 |
| 12 | VON ESSEN, AMBE | SO | OREGON TECH | 4426 |
| 13 | FAIMON, APRIL | SR | HASTINGS | 4233 |
| 14 | DODD, PAIGE | SO | EASTERN OREGON | 4207 |
| 15 | MORRISON, SAMA | FR | DAVENPORT | 4206 |
| 16 | LACOCK, BETHAN | JR | CARROLL | 4022 |

Men's Scores

| Pl | Team | Code | Score |
|----|---------------------|------|-------|
| 1 | British Columbia | BRIT | 71 |
| 2 | Indiana Tech | INI2 | 64 |
| 3 | Wiley | WILE | 57 |
| 4 | Lindsey Wilson | LIKY | 47 |
| 5 | Concordia (Neb.) | CONE | 46 |
| 6 | Wayland Baptist | WAYL | 45 |
| 7 | Southern Oregon | SOOR | 29 |
| 7 | MidAmerica Nazarene | MIDA | 29 |
| 9 | St. Ambrose | STAM | 28 |
| 10 | Doane | DOAN | 26 |
| 11 | Bethel (Ind.) | BEIN | 25 |
| 12 | Florida Memorial | FLOR | 23 |
| 13 | Bacone | BACO | 20 |
| 13 | Siena Heights | SIMI | 20 |
| 15 | Carroll | CAR1 | 19 |
| 16 | Southern-NO | SOLA | 18 |
| 17 | St. Mary (Kan.) | SMKS | 16 |
| 17 | William Carey | CARE | 16 |
| 19 | Dordt | DORD | 14 |

NAIA OUTDOOR TRACK & FIELD CHAMPIONSHIPS 2017

Gulf Shores, AL

Mickey Miller Blackwell Stadium

Weather: Sunny & Clear, Th- 80, Fr- 83, Sa- 84

Host: Gulf Shores Sports Commission

5/25/2017 - 5/27/2017

MEET OFFICIALS

Meet Director:


Houston Young

Meet Referee:

Lawhorn/Thurber/ Mitchell

Timing:

www.cfpitiming.com



OFFICIAL MEET REPORT

printed: 5/27/2017 7:53 PM

RESULTS

Men's Scores (cont'd)

| PI | Team | Code | Score |
|----|-----------------------|------|-------|
| 20 | Hastings | HAST | 13 |
| 20 | William Penn | WIIA | 13 |
| 20 | Olivet Nazarene | OLIL | 13 |
| 23 | Taylor | TAYL | 11 |
| 23 | Westmont | WECA | 11 |
| 23 | Marian (Ind.) | MAI2 | 11 |
| 23 | Central Methodist | CEMO | 11 |
| 27 | Cardinal Stritch | CARD | 10 |
| 27 | Northwest U. | NOWA | 10 |
| 27 | College of Idaho | COLL | 10 |
| 27 | Keiser University | KEIS | 10 |
| 27 | Eastern Oregon | EAOR | 10 |
| 32 | Great Falls | GREA | 9 |
| 32 | Jarvis Christian | JARV | 9 |
| 34 | Corban | CORB | 8 |
| 34 | Edward Waters | EDWA | 8 |
| 34 | Aquinas | AQUI | 8 |
| 34 | McPherson | MCPK | 8 |
| 34 | Rocky Mountain | ROMT | 8 |
| 34 | Vanguard | VANG | 8 |
| 34 | Northwestern (Iowa) | NOIA | 8 |
| 34 | William Woods | WIM2 | 8 |
| 42 | West Virginia Tech | WVTE | 7 |
| 42 | Northwest Christian | NOOR | 7 |
| 44 | Missouri Baptist | MIMO | 6 |
| 44 | Allen | ALSC | 6 |
| 44 | Rio Grande | RIOG | 6 |
| 44 | Webber | WEBB | 6 |
| 48 | Campbellsville | CAKY | 5 |
| 48 | Evergreen St. | EVER | 5 |
| 48 | Spring Arbor | SPMI | 5 |
| 48 | Indiana Wesleyan | INI3 | 5 |
| 48 | Columbia (Mo.) | COL1 | 5 |
| 53 | Madonna | MADO | 4 |
| 53 | SCAD Savannah | SAVA | 4 |
| 53 | Milligan | MITN | 4 |
| 53 | Oregon Tech | OREG | 4 |
| 53 | Tennessee Wesleyan | TNWE | 4 |
| 53 | Lindenwood-Belleville | LIND | 4 |
| 59 | Midland | MIDL | 3 |
| 59 | Cornerstone | COM3 | 3 |
| 61 | Davenport | DAVE | 2 |
| 61 | The Masters | THEM | 2 |
| 61 | Point Park | POPA | 2 |
| 61 | St. Francis (Ill.) | STFR | 2 |
| 65 | Judson | JUDS | 1 |

NAIA OUTDOOR TRACK & FIELD CHAMPIONSHIPS 2017

Gulf Shores, AL

Mickey Miller Blackwell Stadium

Weather: Sunny & Clear, Th- 80, Fr- 83, Sa- 84

Host: Gulf Shores Sports Commission

5/25/2017 - 5/27/2017

MEET OFFICIALS

Meet Director:


Houston Young

Meet Referee:

Lawhorn/Thurber/ Mitchell

Timing:

www.cfpitiming.com



OFFICIAL MEET REPORT

printed: 5/27/2017 7:53 PM

RESULTS

Men's Scores (cont'd)

| Pl | Team | Code | Score |
|----|---------------|------|-------|
| 65 | Reinhardt | REIN | 1 |
| 65 | Dickinson St. | DIND | 1 |
| 65 | Morningside | MORN | 1 |
| 65 | St. Xavier | STXA | 1 |

Women's Scores

| Pl | Team | Code | Score |
|----|---------------------|------|-------|
| 1 | Wayland Baptist | WAYL | 75 |
| 2 | Indiana Tech | INI2 | 56 |
| 3 | Southern-NO | SOLA | 42 |
| 4 | British Columbia | BRIT | 41 |
| 5 | Wiley | WILE | 39 |
| 6 | Concordia (Neb.) | CONE | 36 |
| 7 | Hastings | HAST | 32 |
| 8 | St. Francis (Ill.) | STFR | 29 |
| 9 | Siena Heights | SIMI | 25 |
| 10 | Westmont | WECA | 24 |
| 11 | Doane | DOAN | 23 |
| 12 | Northwest Christian | NOOR | 21 |
| 13 | USC-Beaufort | SOSC | 20 |
| 14 | Friends | FRIE | 19 |
| 14 | Olivet Nazarene | OLIL | 19 |
| 14 | Carroll | CAR1 | 19 |
| 17 | Aquinas | AQUI | 18 |
| 17 | Point Park | POPA | 18 |
| 17 | St. Xavier | STXA | 18 |
| 20 | Southern Oregon | SOOR | 16 |
| 20 | William Woods | WIM2 | 16 |
| 22 | Missouri Baptist | MIMO | 15 |
| 23 | Dordt | DORD | 14 |
| 23 | St. Ambrose | STAM | 14 |
| 23 | Oklahoma City | OKO2 | 14 |
| 26 | Biola | BIOL | 13 |
| 26 | Indiana Wesleyan | INI3 | 13 |
| 28 | Southwestern (Kan.) | SOKS | 12 |
| 29 | Dillard | DILL | 11 |
| 29 | Ohio Christian | OHCH | 11 |
| 31 | Judson | JUDS | 10 |
| 31 | Valley City State | STA1 | 10 |
| 31 | Bethel (Ind.) | BEIN | 10 |
| 31 | Columbia (Mo.) | COL1 | 10 |
| 31 | Milligan | MITN | 10 |
| 31 | Life | LIFE | 10 |
| 37 | Park U. | PAMO | 9 |
| 37 | Tabor | TABO | 9 |
| 39 | Briar Cliff | BRIA | 8 |
| 39 | Shawnee State | SHOH | 8 |

NAIA OUTDOOR TRACK & FIELD CHAMPIONSHIPS 2017

Gulf Shores, AL

Mickey Miller Blackwell Stadium

Weather: Sunny & Clear, Th- 80, Fr- 83, Sa- 84

Host: Gulf Shores Sports Commission

5/25/2017 - 5/27/2017

MEET OFFICIALS

Meet Director:


Houston Young

Meet Referee:

Lawhorn/Thurber/ Mitchell

Timing:

www.cfpitiming.com



OFFICIAL MEET REPORT

printed: 5/27/2017 7:53 PM

RESULTS

Women's Scores (cont'd)

| PI | Team | Code | Score |
|----|------------------------|------|-------|
| 39 | Lindsey Wilson | LIKY | 8 |
| 39 | Clarke | CLIA | 8 |
| 39 | Concordia (Mich.) | COM2 | 8 |
| 44 | College of Idaho | COLL | 6 |
| 44 | SCAD Savannah | SAVA | 6 |
| 44 | Grand View | GRAN | 6 |
| 44 | Southwestern Christian | SWCH | 6 |
| 44 | Northwestern (Iowa) | NOIA | 6 |
| 44 | Mobile | MOBI | 6 |
| 50 | Morningside | MORN | 5 |
| 50 | William Jessup | WICA | 5 |
| 50 | Baker | BAKS | 5 |
| 50 | William Carey | CARE | 5 |
| 50 | Ottawa | OTTA | 5 |
| 50 | MidAmerica Nazarene | MIDA | 5 |
| 56 | Taylor | TAYL | 4 |
| 56 | St. Mary (Kan.) | SMKS | 4 |
| 58 | Davenport | DAVE | 3 |
| 58 | Xavier-Louisiana | XALA | 3 |
| 58 | Culver-Stockton | CULV | 3 |
| 61 | Loyola-New Orleans | LOYO | 2 |
| 61 | Trinity Christian | TRIL | 2 |
| 61 | Warner | WARN | 2 |
| 64 | Spring Arbor | SPMI | 1 |
| 64 | West Virginia Tech | WVTE | 1 |
| 64 | Jamestown | JAME | 1 |
| 64 | Cornerstone | COM3 | 1 |
| 64 | Eastern Oregon | EAOR | 1 |